Appendix D1

Vibrocore sites: Area A, B, C

Core No.	DGU No.	Latitude N	Longitude E	Y (UTM32N)	X (UTM32N)	Depth (m)	Core recovery (m)
A-2	560615.12	56° 31.67'	006° 35.43'	6267429	351796	33.0	5.98
A-3	560615.13	56° 32.45'	006° 34.39'	6268913	350782	31.5	6.00
A-4	560615.14	56° 32.46'	006° 36.91'	6268841	353364	36.8	5.27
A-5	560615.15	56° 33.33'	006° 33.98'	6270559	350420	32.5	5.97
A-7	560615.16	56° 34.12'	006° 34.72'	6271998	351229	31.0	5.67
A-8	560615.17	56° 35.09'	006° 30.47'	6273952	346943	32.0	5.70
A-9	560615.18	56° 36.71'	006° 30.55'	6276953	347134	29.0	5.65
A-10	560615.19	56° 34.17'	006° 32.08'	6272187	348530	36.0	5.98
A-14	560614.1	56° 36.74'	006° 27.69'	6277116	344212	29.5	4.30
A-23	560610.2	56° 38.35'	006° 28.23'	6280082	344874	29.5	4.90
A-25	560615.2	56° 35.89'	006° 32.01'	6275379	348573	30.0	5.44
A-29	560615.21	56° 32.036'	006° 34.788'	6268130	351162	33.0	5.50
A-31	560615.22	56° 32.026'	006° 36.238'	6268060	352648	33.0	4.70
A-32	560615.23	56° 31.938'	006° 33.205'	6268006	349534	35.7	5.85
A-33	560615.24	56° 33.061'	006° 37.179'	6269946	353678	37.0	5.87
A-35	560615.25	56° 33.298'	006° 32.689'	6270547	349095	37.5	5.24
A-37	560615.26	56° 33.905'	006° 33.584'	6271640	350052	32.0	4.00
A-39	560615.27	56° 34.603'	006° 33.071'	6272953	349573	32.5	5.36
A-40	560615.28	56° 34.690'	006° 31.715'	6273164	348191	33.0	4.70
A-41	560615.29	56° 34.572'	006° 30.303'	6272998	346737	35.0	5.84
A-43	560615.30	56° 35.374'	006° 32.889'	6274390	349438	30.0	6.00
A-46	560615.31	56° 32.573'	006° 35.532'	6269100	351960	32.0	3.69
A-48	560615.32	56° 35.999'	006° 30.030'	6275654	346554	29.5	5.48
A-49	560614.26	56° 36.120'	006° 28.561'	6275934	345060	29.2	4.70
A-50	560615.33	56° 37.112'	006° 31.612'	6277660	348247	32.0	4.08
A-51	560614.27	56° 37.062'	006° 29.266'	6277654	345845	27.7	5.89
A-52	560614.28	56° 36.815'	006° 26.314'	6277307	342822	33.0	4.70
A-54	560610.3	56° 37.817'	006° 29.782'	6279035	346424	27.0	5.68
A-56	560610.4	56° 37.757'	006° 26.916'	6279032	343490	32.0	3.91
A-59	560615.34	56° 33.482'	006° 35.560'	6270784	352048	32.8	3.67
B-1	560613.9	56° 33.91'	006° 11.98'	6272494	327934	33.1	3.50
B-2	560613.1	56° 32.98'	006° 10.64'	6270826	326491	28.1	5.50
B-4	560614.11	56° 32.87'	006° 16.30'	6270387	332280	32.0	3.55
B-5	560614.12	56° 33.83'	006° 15.39'	6272205	331419	32.0	5.30
B-11	560614.16	56° 35.907'	006° 17.769'	6275959	334006	41.0	4.61
B-14	560614.17	56° 35.095'	006° 16.891'	6274489	333048	34.5	5.86
B-16	560614.18	56° 35.164'	006° 19.648'	6274506	335874	33.7	5.49
B-17	560613.11	56° 34.194'	006° 13.954'	6272939	329976	30.5	5.46
B-18	560614.19	56° 34.252'	006° 15.408'	6272987	331468	31.5	6.00
B-19	560614.20	56° 34.287'	006° 16.894'	6272991	332992	29.9	5.34
B-20	560614.21	56° 34.273'	006° 18.423'	6272903	334556	33.8	5.99
B-23	560614.22	56° 33.508'	006° 17.022'	6271541	333066	29.1	5.17
B-26	560614.23	56° 32.280'	006° 15.614	6269321	331533	32.0	4.15
B-28	560614.24	56° 32.945'	006° 15.242'	6270570	331201	33.0	4.76
B-29	560614.25	56° 33.037'	006° 17.967'	6270630	333999	30.5	4.72
C-1	560713.4	56° 33.45'	007° 02.51'	6269847	379646	35.0	1.22
C-3	560713.5	56° 32.36'	007° 09.88'	6267617	387141	32.0	4.95
C-5	560713.6	56° 34.34'	007° 03.54'	6271468	380748	34.0	4.34

C-6	560713.7	56° 33.58'	007° 05.94'	6269989	383166	32.0	4.48
C-8	560713.8	56° 35.88'	007° 02.60'	6274351	379867	33.0	5.65
C-9	560713.9	56° 35.25'	007° 04.58'	6273126	381860	35.0	4.60
C-10	560713.1	56° 34.69'	007° 06.38'	6272036	383674	37.0	3.80
C-11	560713.11	56° 36.92'	007° 03.30'	6276260	380638	35.0	5.00
C-12	560713.12	56° 36.11'	007° 05.84'	6274685	383194	34.5	2.70
C-13	560713.13	56° 35.42'	007° 07.98'	6273345	385348	35.0	4.13
C-16	560713.14	56° 37.21'	007° 06.54'	6276705	383966	35.0	5.00

Appendix D2

Vibrocore logs: Area A, B, C

Legend to logs

Lithology

- Mud/gyttja
- Clay
- Silt
- Sand
- Heterolith with alternating layers of clay and sand
- Gravel

Structures

- Homogenous
- Layered/ laminated

Boundaries between layers

- Gradual
- Sharp or erosive

Grain size (mm)

64	stones
4	fine-grained gravel
2	very coarse-grained sand
1	coarse-grained sand
0.5	medium-grained sand
0.250	fine-grained sand
0.125	very fine-grained sand
0.063	silt and clay

Holocene deposits

HG - marine gravel
HS - marine sand
HI - marine silt
HL - marine clay
HV - heterolith

Lateglacial deposits

TG - glaciofluvial gravel
TS - glaciofluvial sand
TI - lacustrine silt
TL - lakustrine clay
TV - heterolith

A-2; DGU 560615.12; UTM zone 32N; 351796E, 6267429N; WD: 33 m

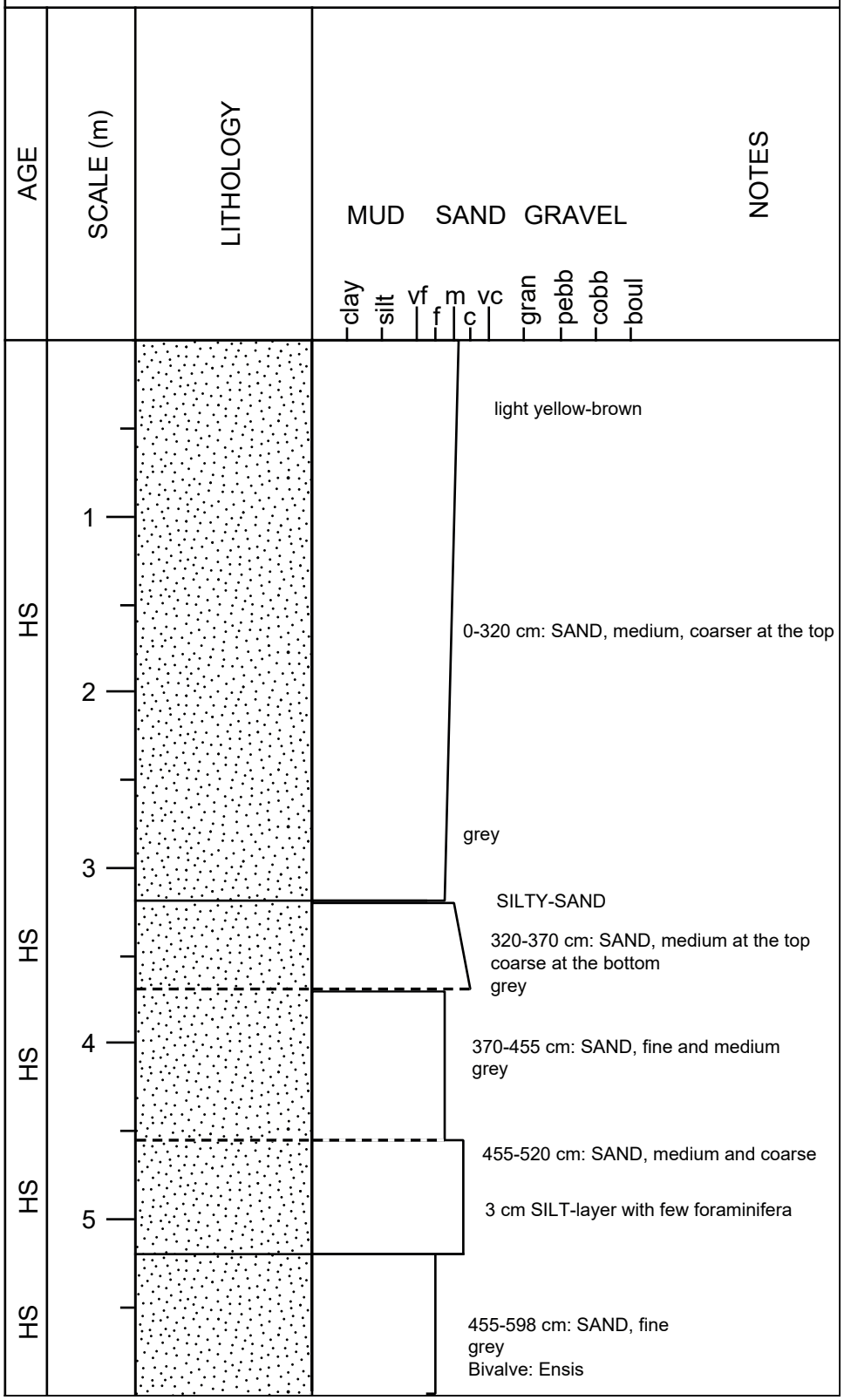

A-3; DGU 560615.13; UTM zone 32N; 350782E, 6268913N; WD: 31,5 m

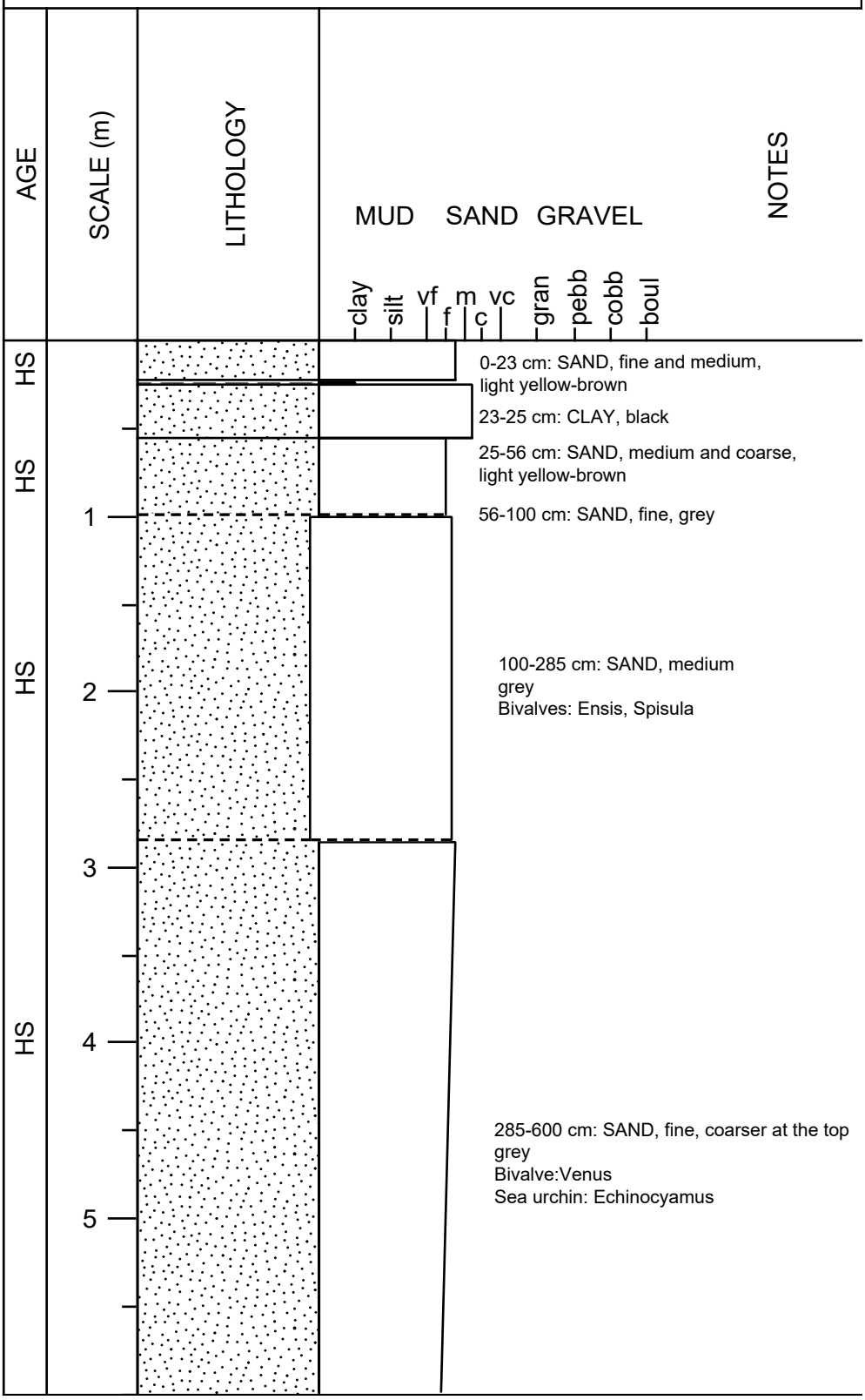

A-4; DGU 560615.14; UTM zone 32N; 353364E, 6268841N; WD: 36,8 m

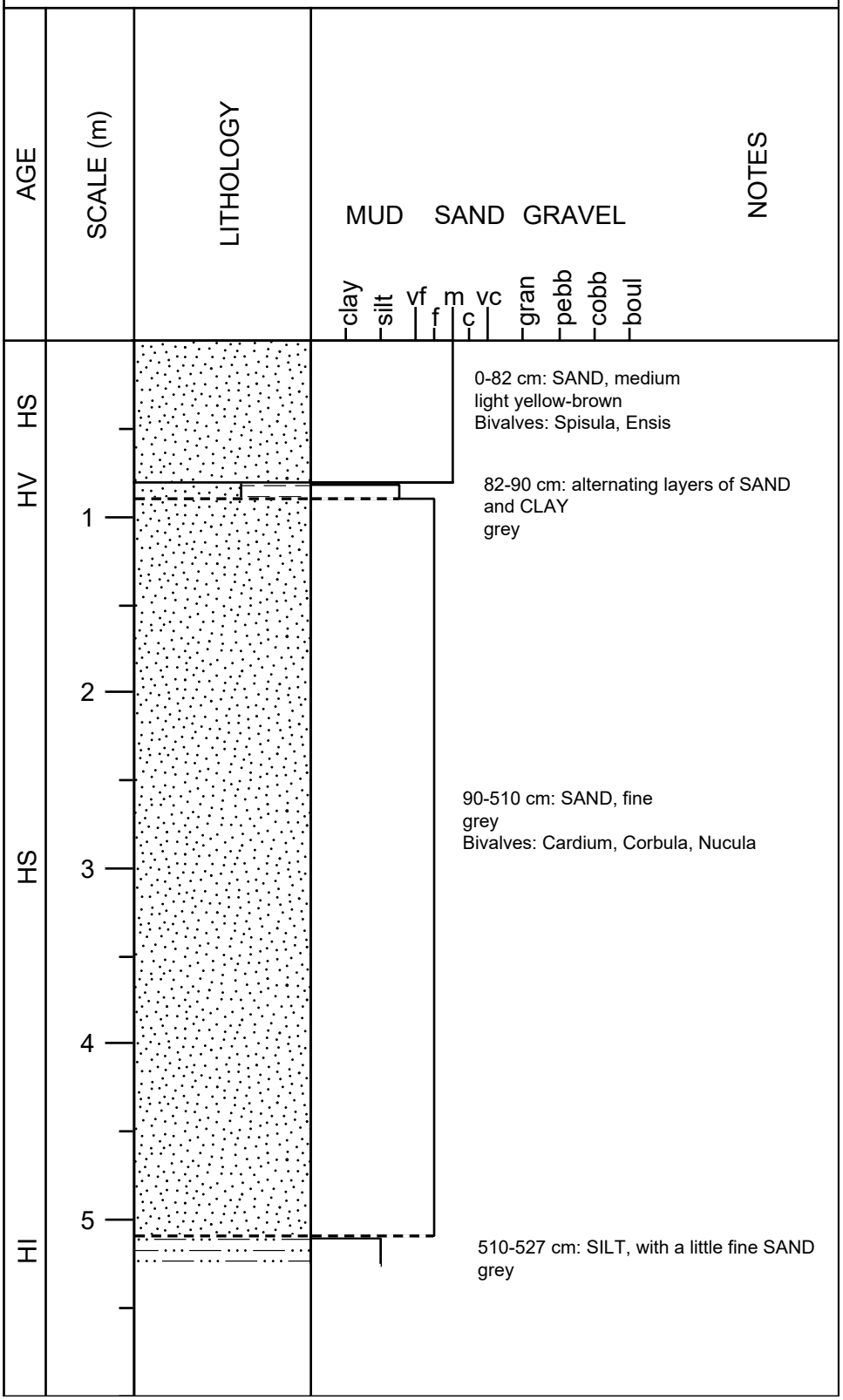

A-5; DGU 560615.15; UTM zone 32N; 350420E, 6270559N; WD: 32,5 m

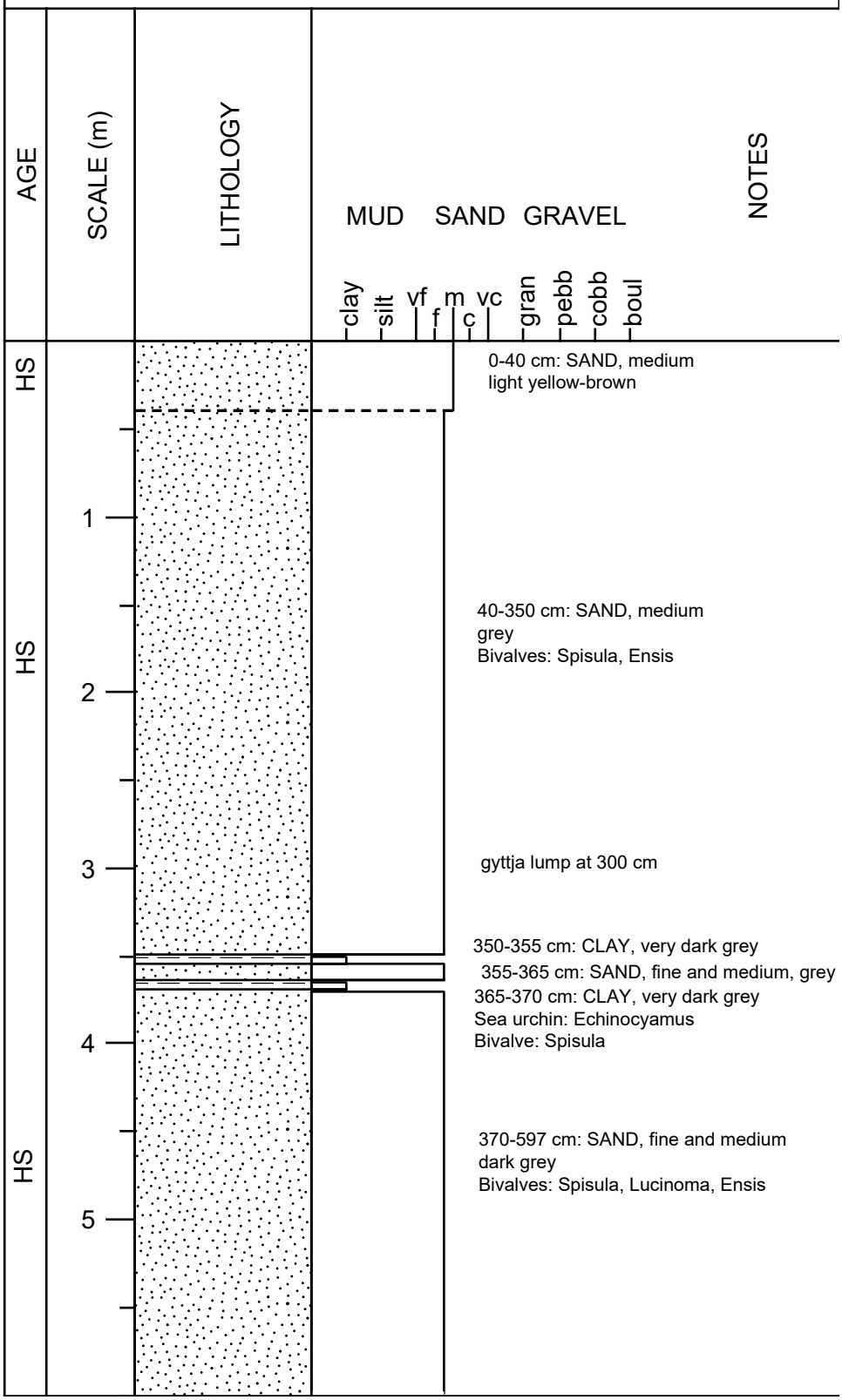

A-7; DGU 560615.16; UTM zone 32N; 351229E, 6271998N; WD: 31 m



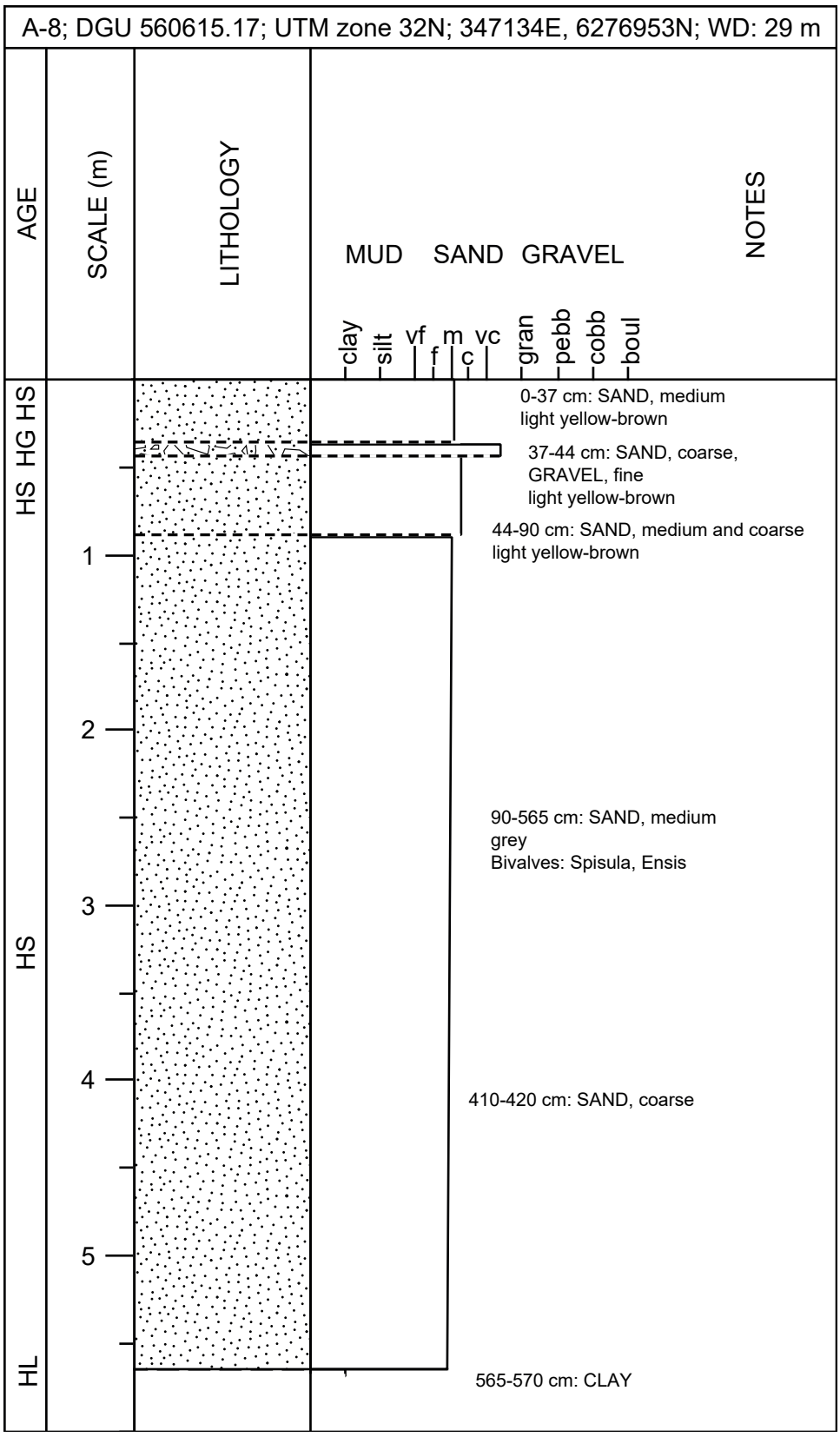
A-8; DGU 560615.17; UTM zone 32N; 347134E, 6276953N; WD: 29 m
AGE
SCALE (m)
LITHOLOGY
MUD
SAND
GRAVEL
NOTES
clay
silt
vf
f
m
c
vc
gran
pebb
cobb
boul
HS HG HS
HS
HL
1
2
3
4
5
0-37 cm: SAND, medium
light yellow-brown
37-44 cm: SAND, coarse,
GRAVEL, fine
light yellow-brown
44-90 cm: SAND, medium and coarse
light yellow-brown
90-565 cm: SAND, medium
grey
Bivalves: Spisula, Ensis
410-420 cm: SAND, coarse
565-570 cm: CLAY

A-9; DGU 560615.18; UTM zone 32N; 347134E, 6276953N; WD: 29 m

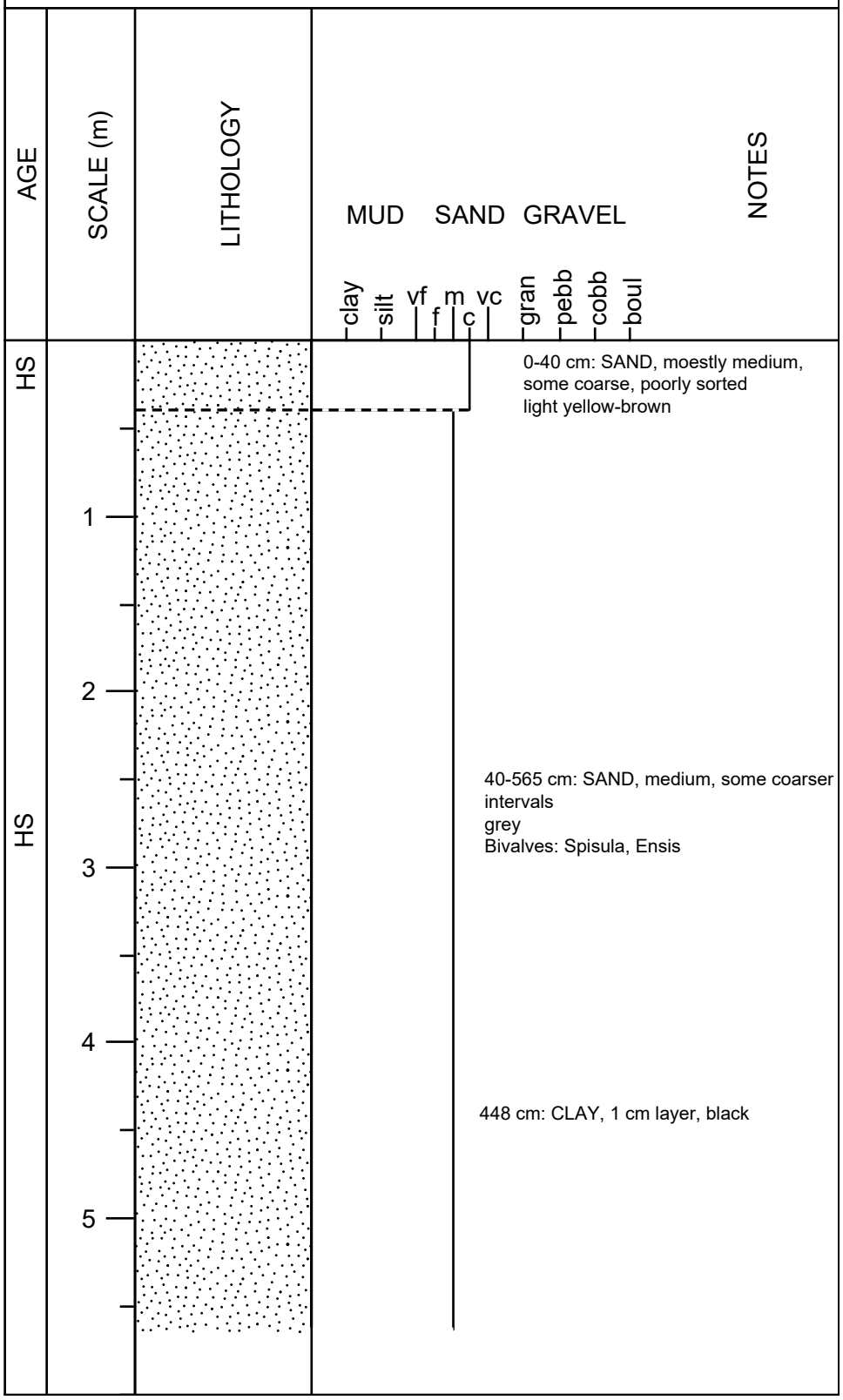

A-10; DGU 560615.19; UTM zone 32N; 348530E, 6272187N; WD: 36 m

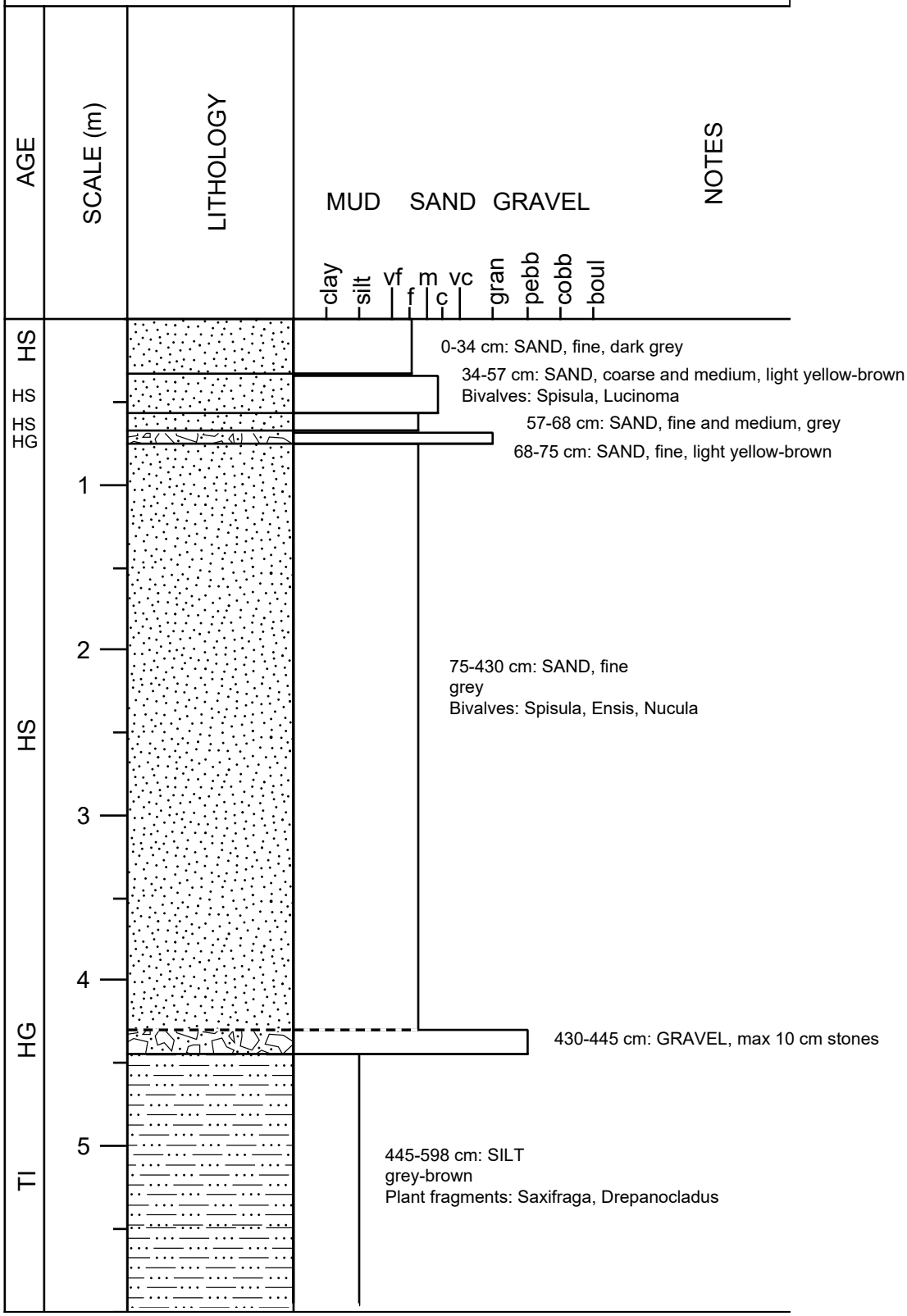

A-14; DGU 560614.10; UTM zone 32N; 344212E, 6277116N; WD: 29,5 m

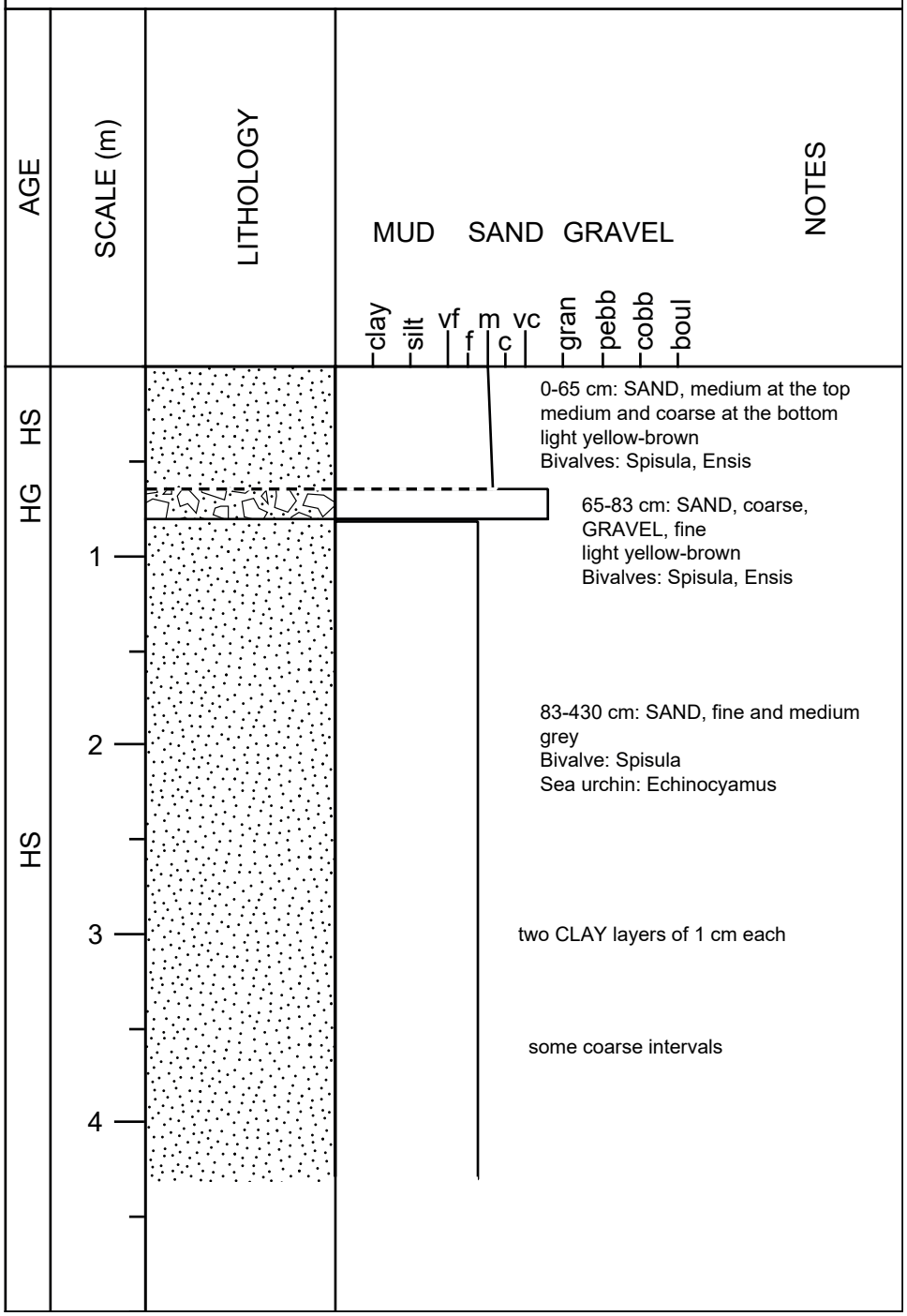

A-23; DGU 560610.2; UTM zone 32N; 348573E, 6275379N; WD: 30 m



A-25; DGU 560615.20; UTM zone 32N; 348573E, 6275379N; WD: 30 m

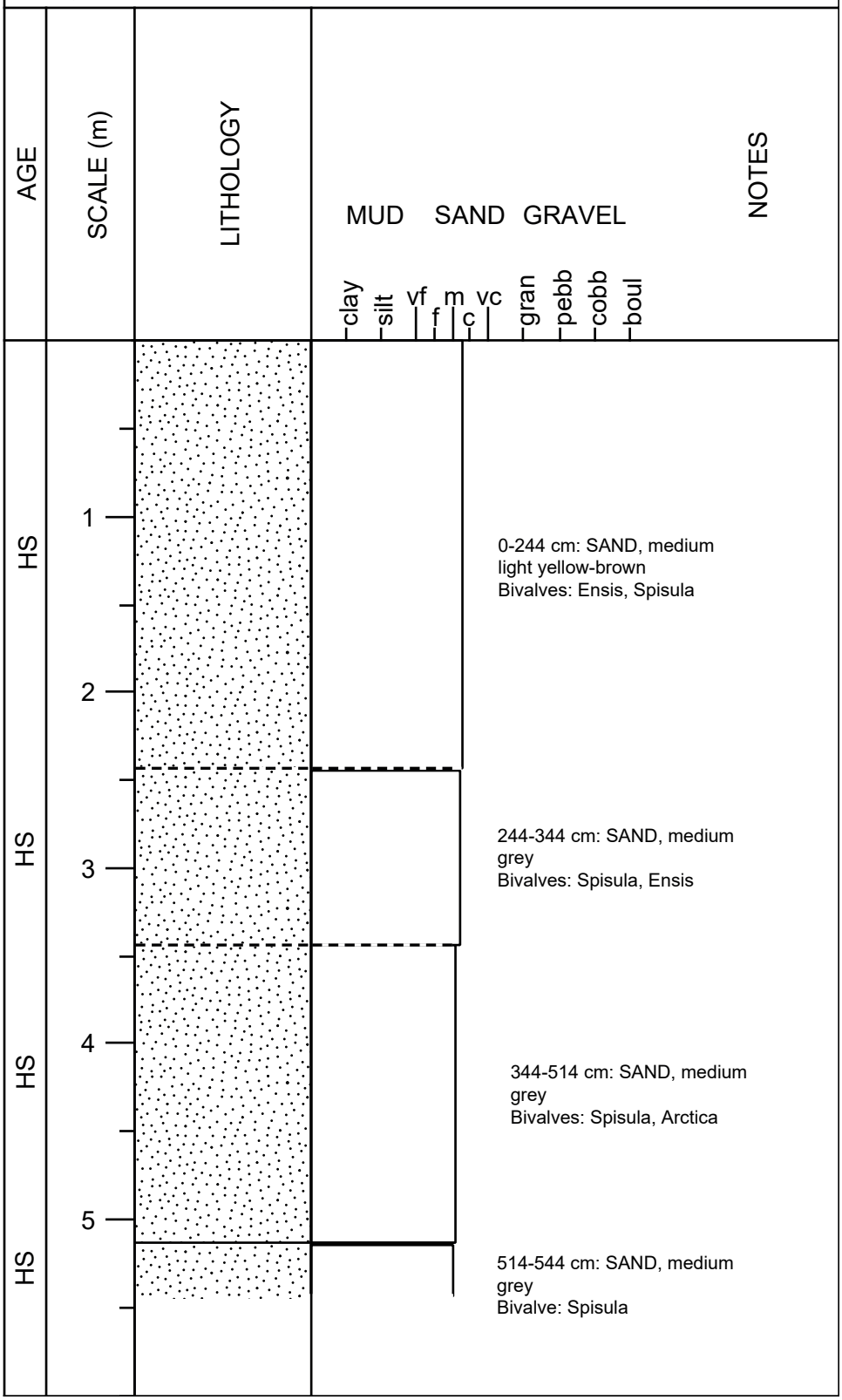

A-29; DGU 560615.21; UTM zone 32N; 351162E, 6268130N; WD: 33 m

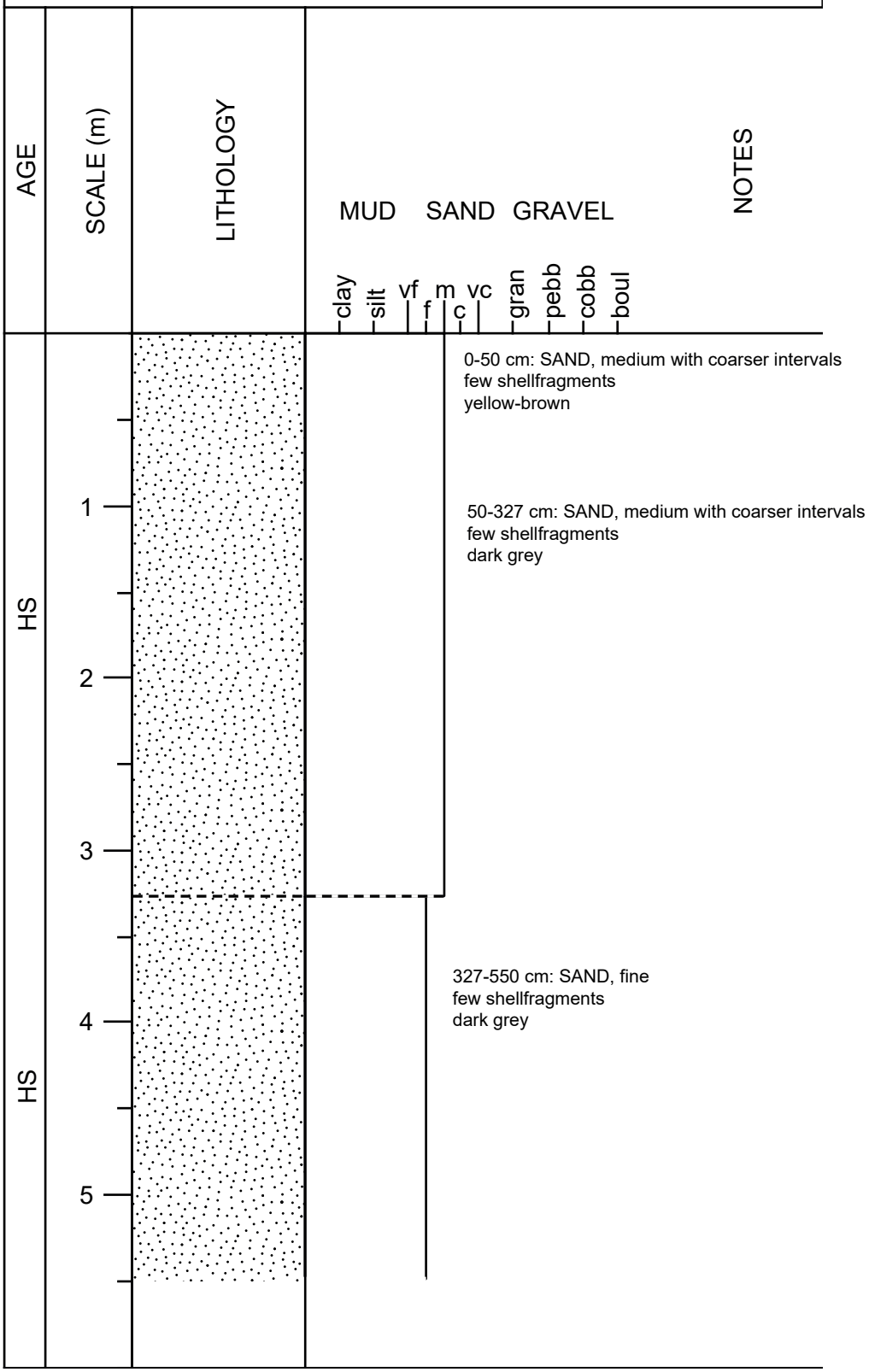

A-31; DGU 560615.22; UTM zone 32N; 352648E, 6268060N; WD: 33 m

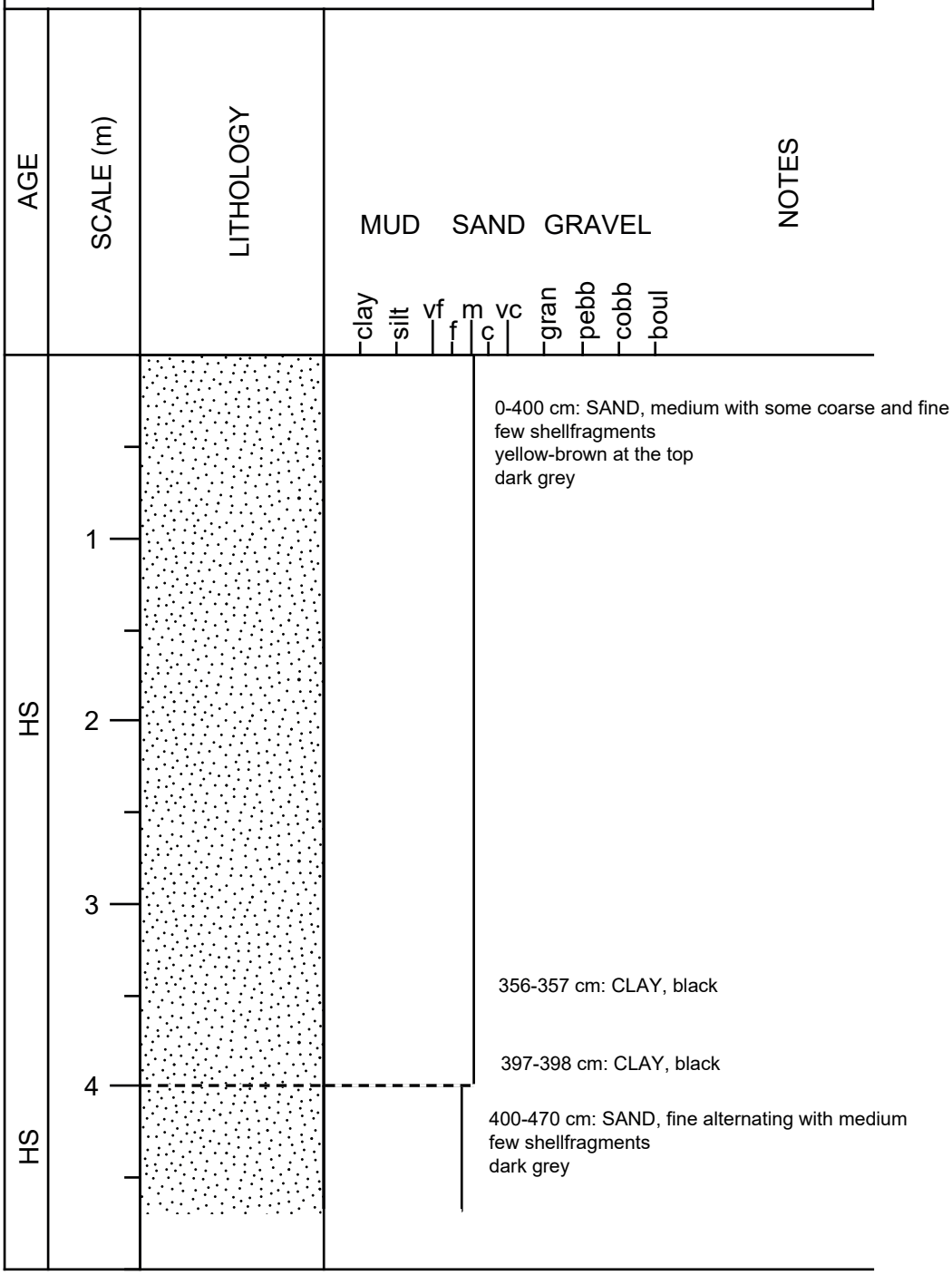

A-32; DGU 560615.23; UTM zone 32N; 349534E, 6268006N; WD: 35,7 m

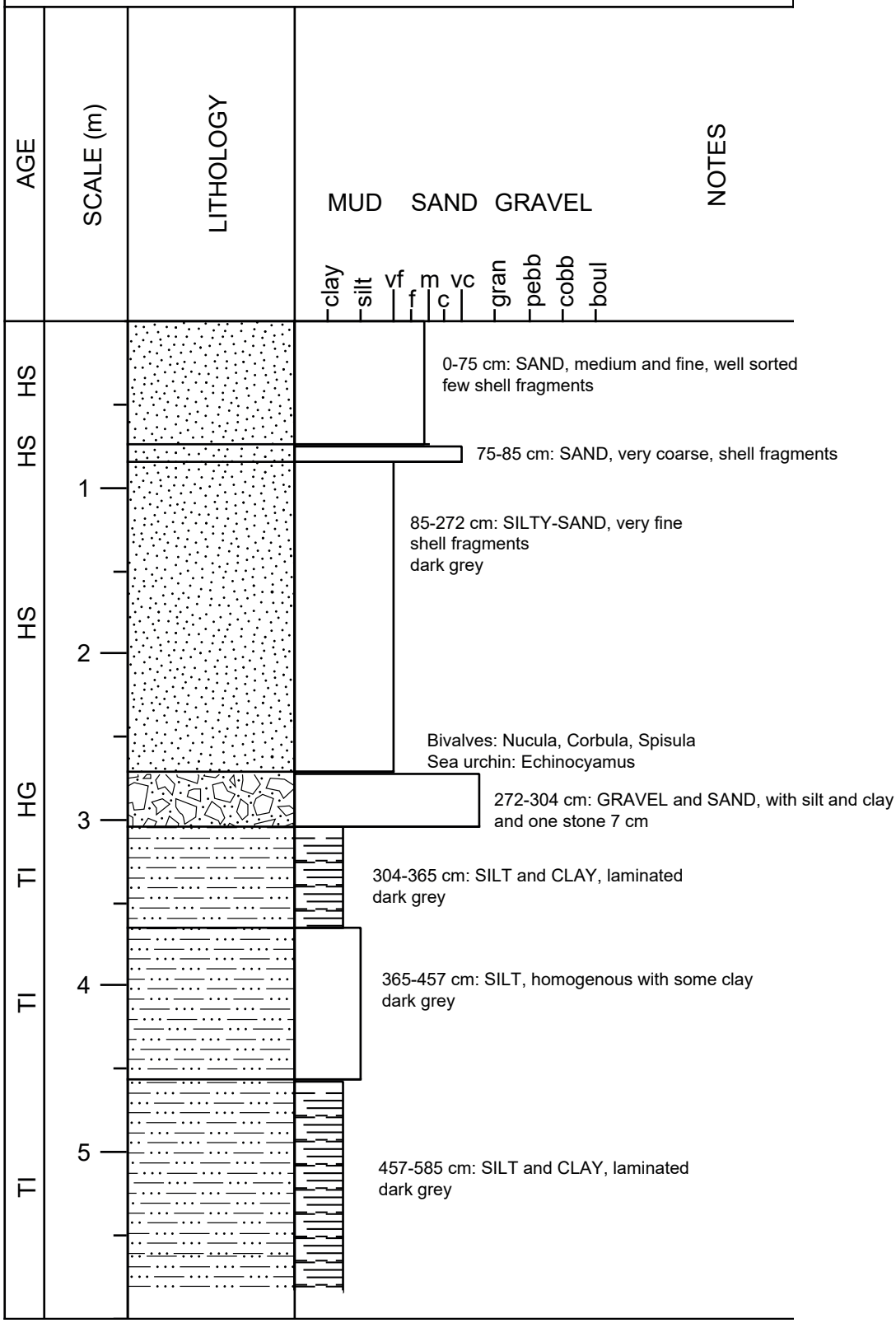

A-33; DGU 560615.24; UTM zone 32N; 353678E, 6269946N; WD: 37 m

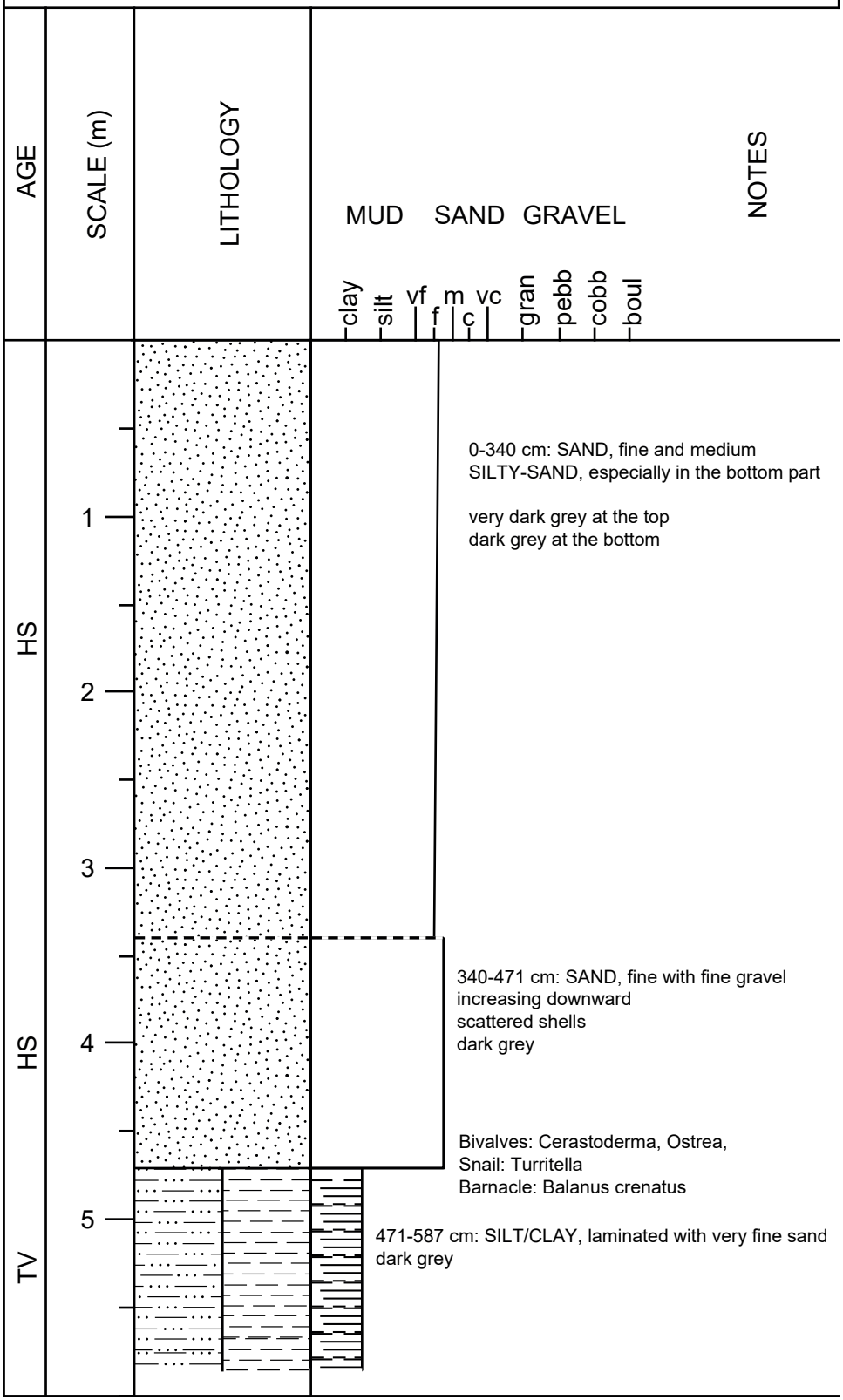

A-35; DGU 560615.25; UTM zone 32N; 349095E, 6270547N; WD: 37,5 m

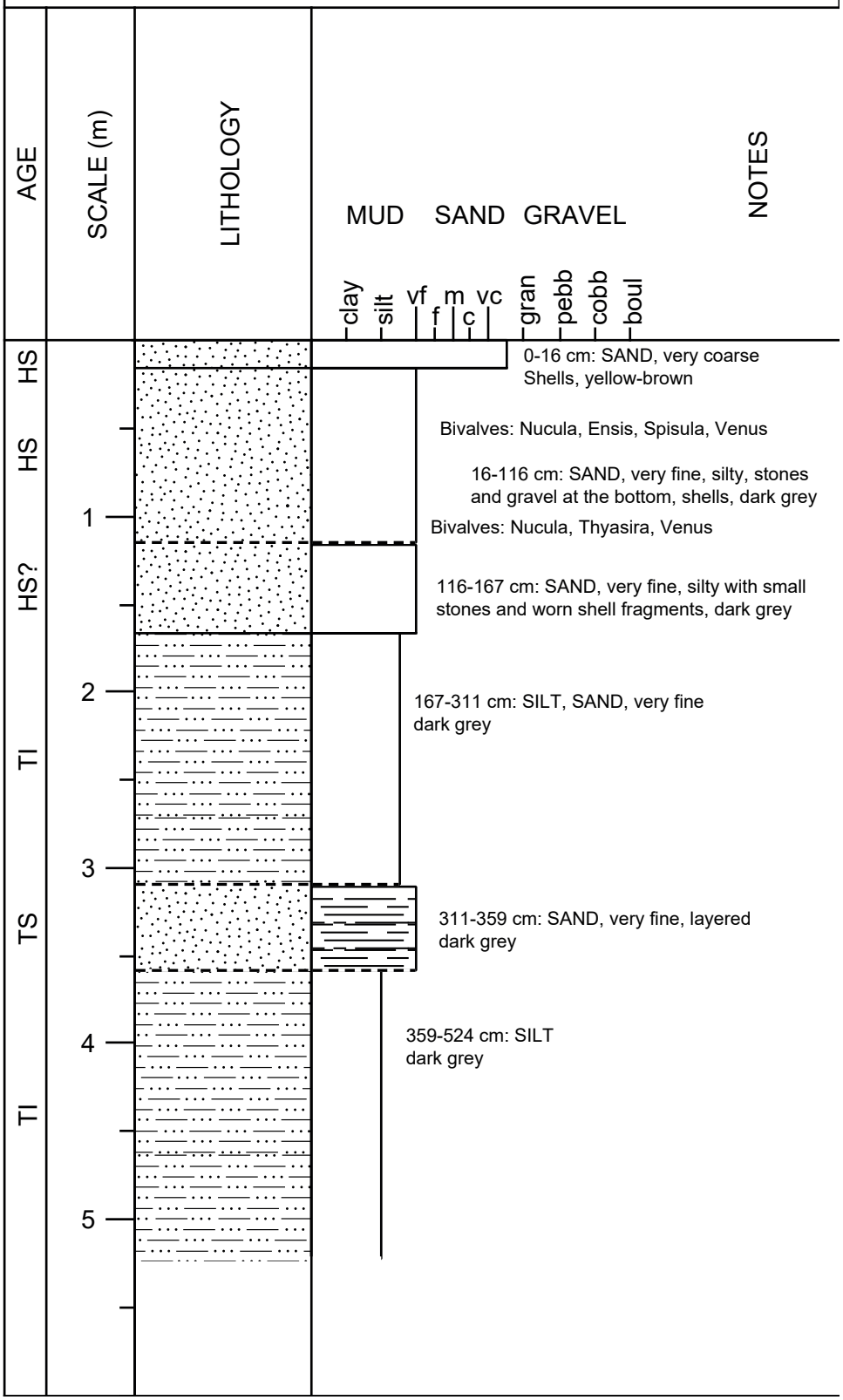

A-37; DGU 560615.26; UTM zone 32N; 350052E, 6271640N; WD: 32 m

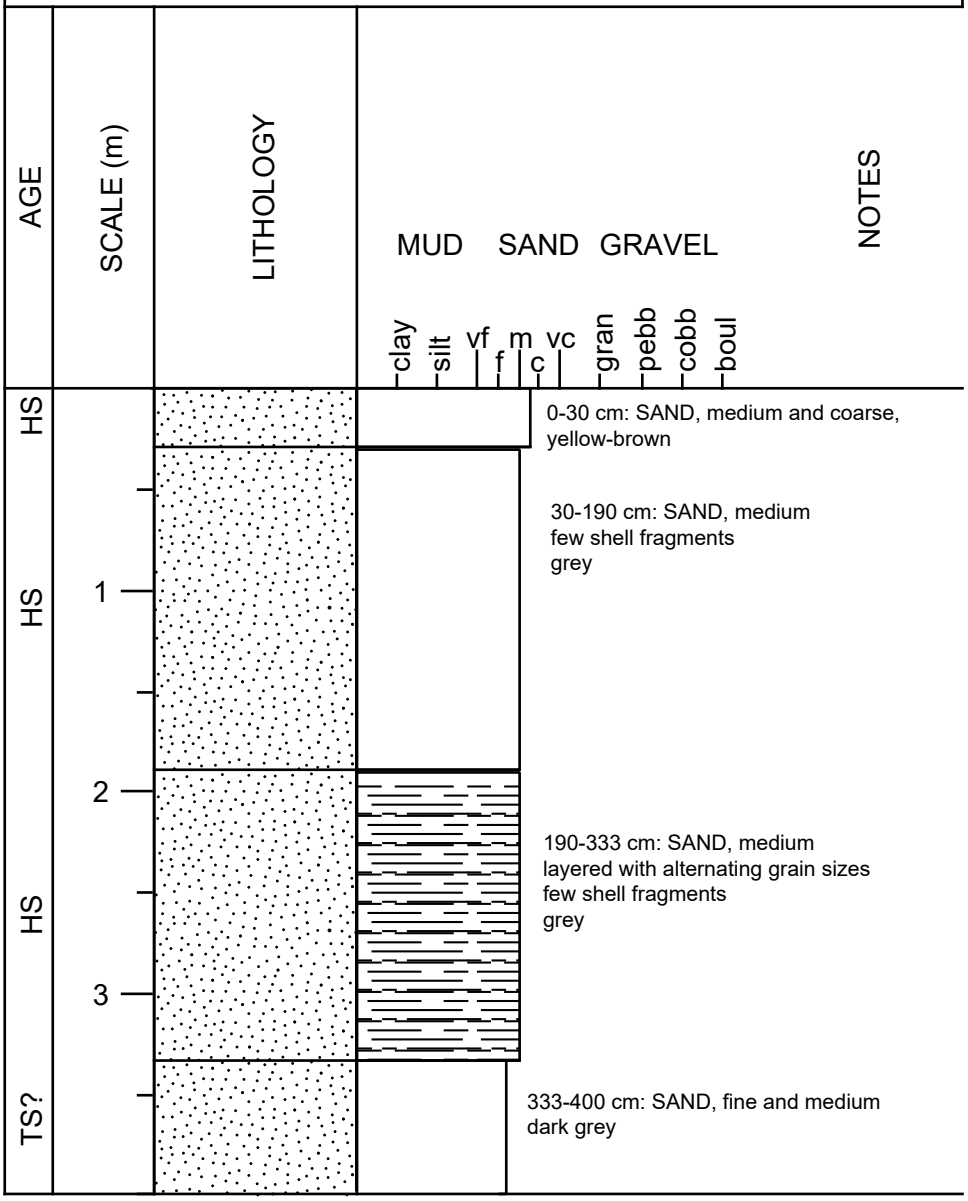

A-39; DGU 560615.27; UTM zone 32N; 349573E, 6272953N; WD: 32,5 m

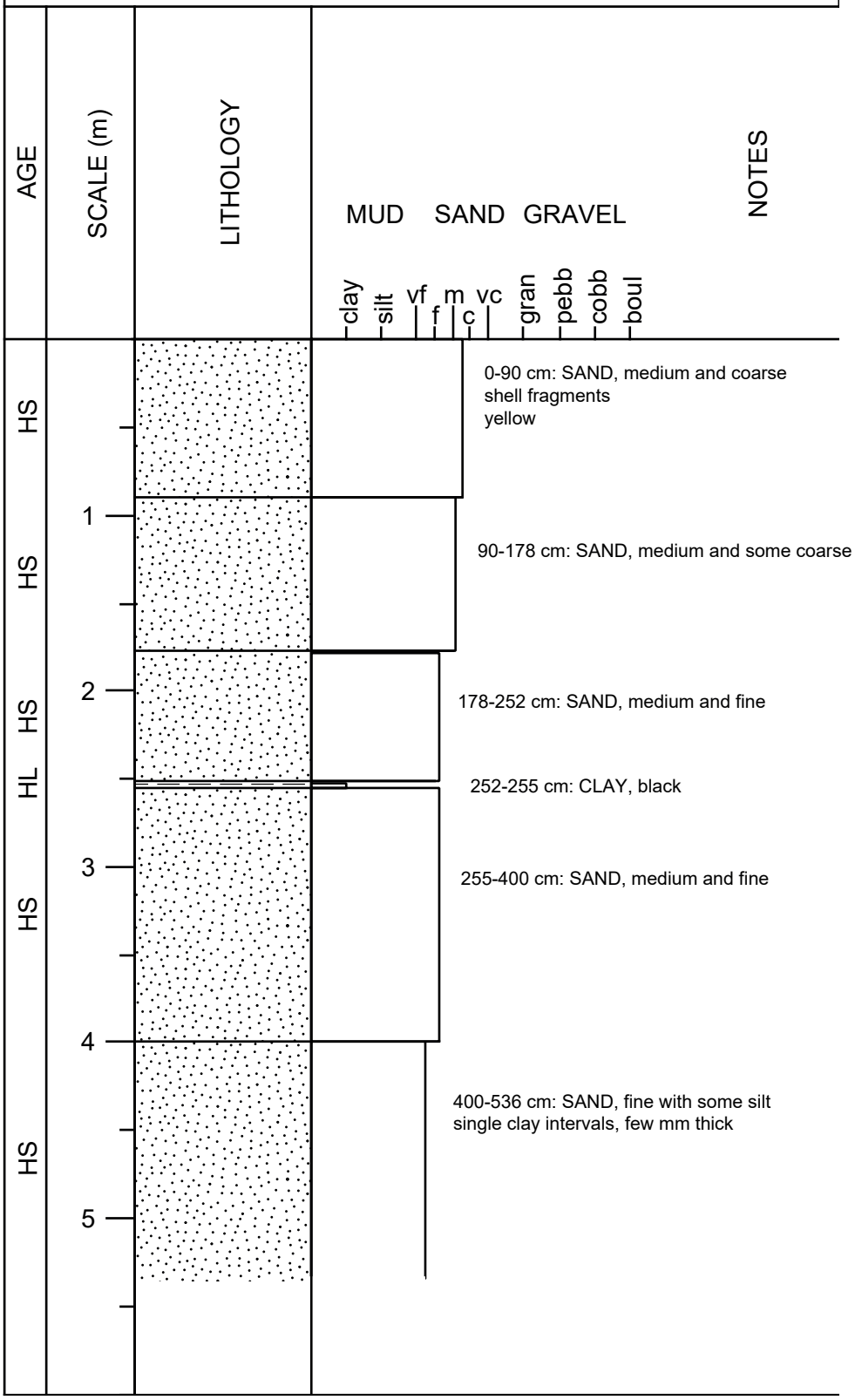

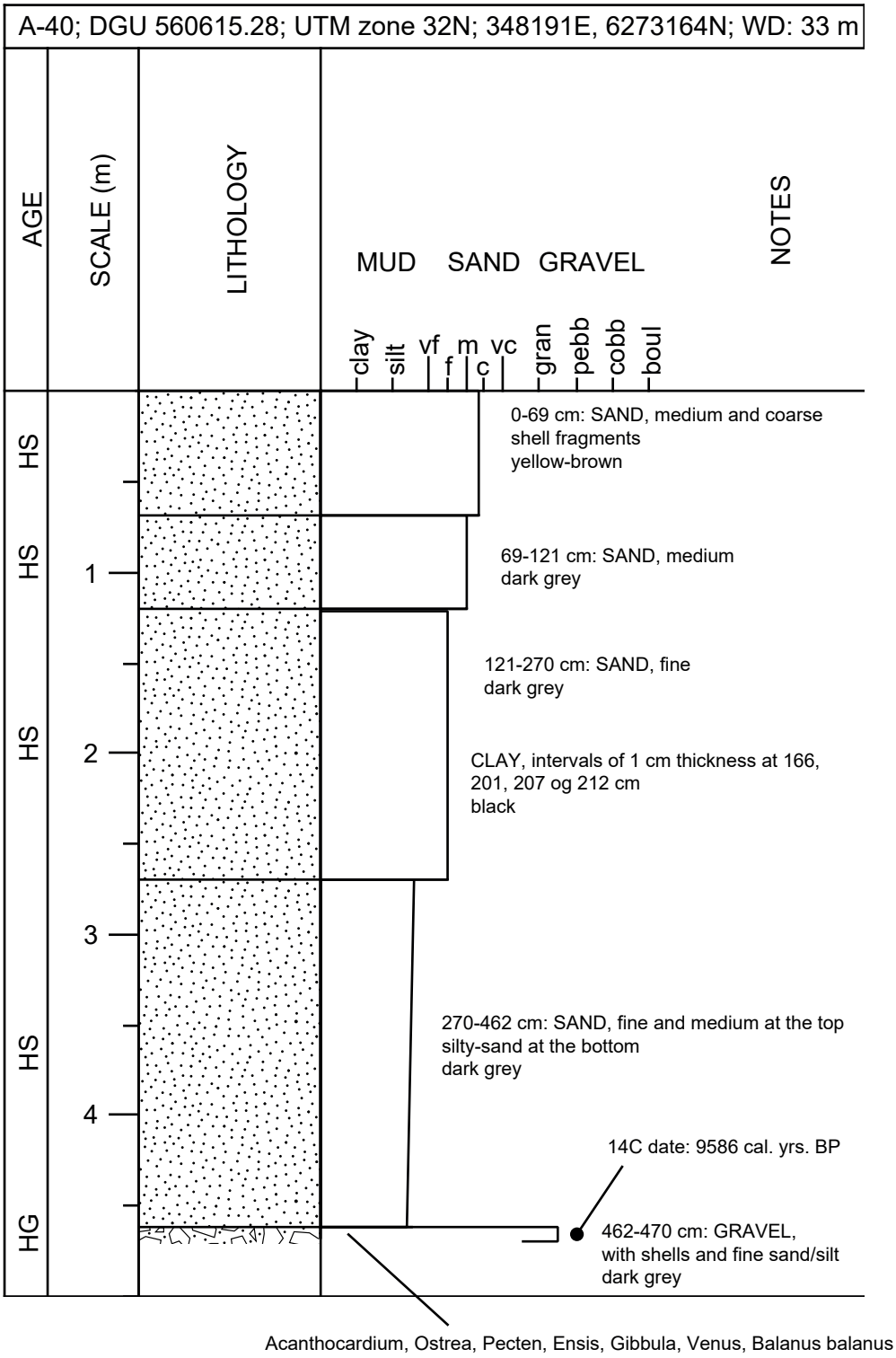
A-40; DGU 560615.28; UTM zone 32N; 348191E, 6273164N; WD: 33 m
AGE
SCALE (m)
LITHOLOGY
MUD SAND GRAVEL
clay silt vf f m c vc gran pebb cobb boul
NOTES
HS
HS
HS
HS
HG
1
2
3
4
0-69 cm: SAND, medium and coarse
shell fragments
yellow-brown
69-121 cm: SAND, medium
dark grey
121-270 cm: SAND, fine
dark grey
CLAY, intervals of 1 cm thickness at 166,
201, 207 og 212 cm
black
270-462 cm: SAND, fine and medium at the top
silty-sand at the bottom
dark grey
14C date: 9586 cal. yrs. BP
462-470 cm: GRAVEL,
with shells and fine sand/silt
dark grey
Acanthocardium, Ostrea, Pecten, Ensis, Gibbula, Venus, Balanus balanus

A-41; DGU 560615.29; UTM zone 32N; 346737E, 6272998N; WD: 35 m

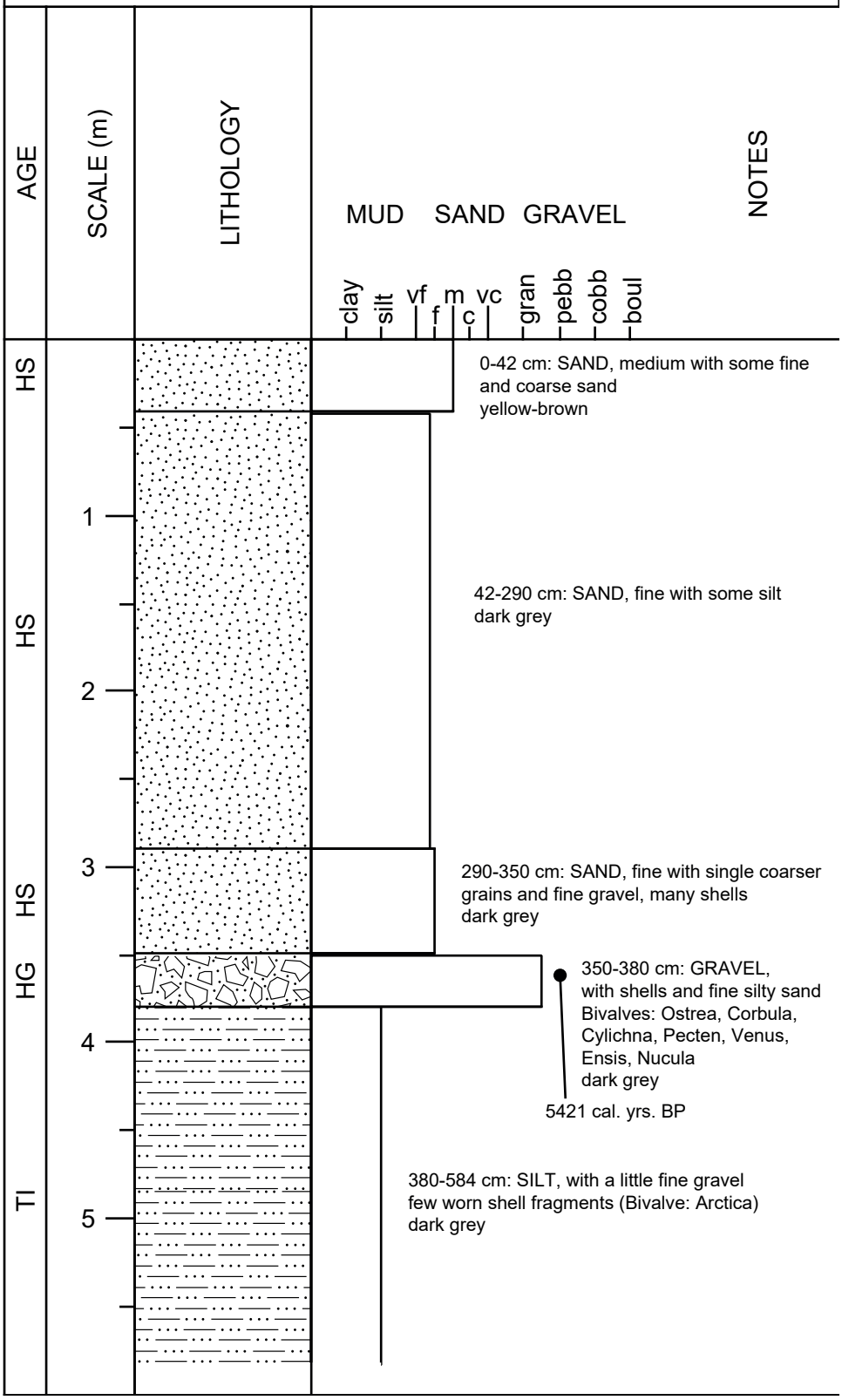

A-43; DGU 560615.30; UTM zone 32N; 349438E, 6274390N; WD: 30 m



A-46; DGU 560615.31; UTM zone 32N; 351960E, 6269100N; WD: 32 m

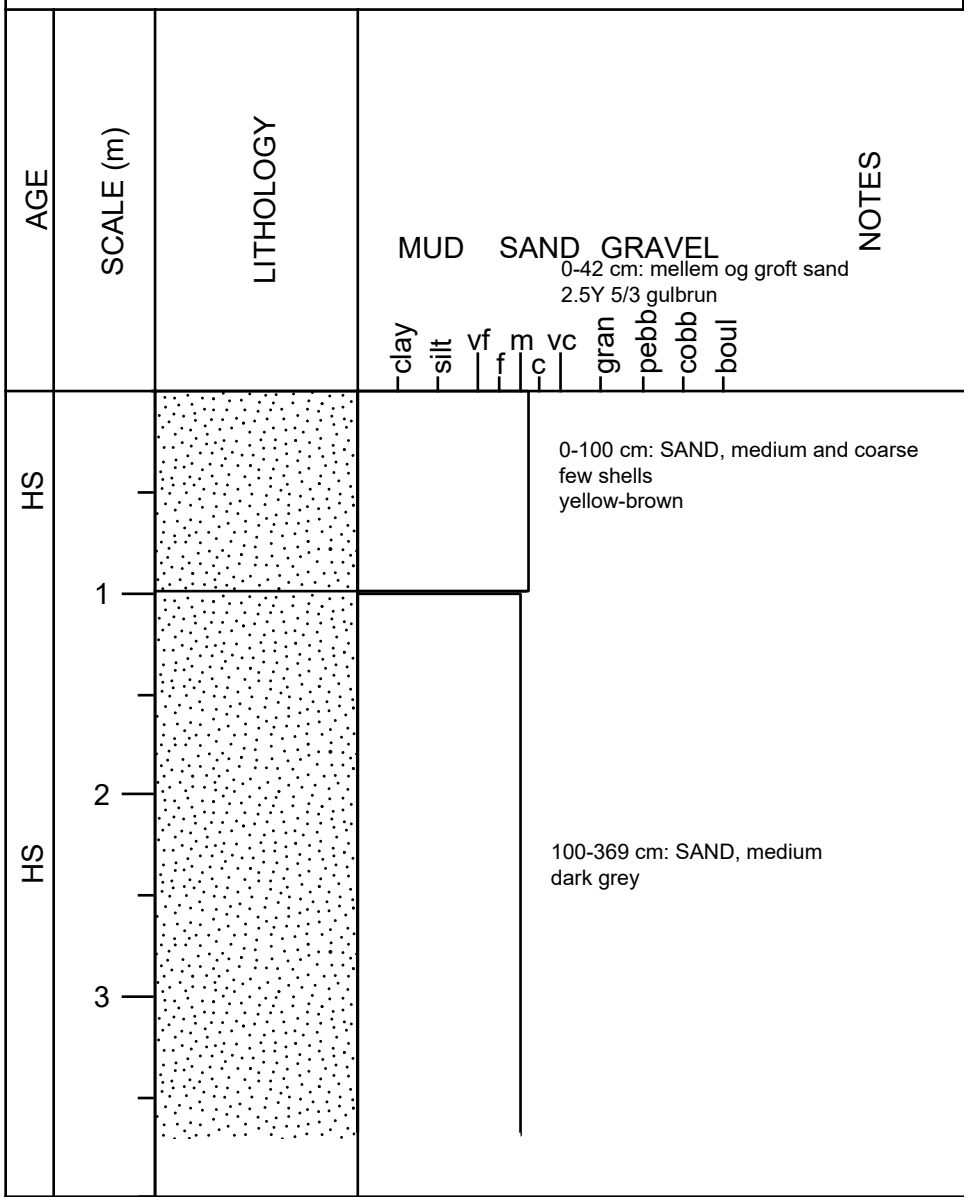

A-48; DGU 560615.32; UTM zone 32N; 346555E, 6275654N; WD: 29,5 m

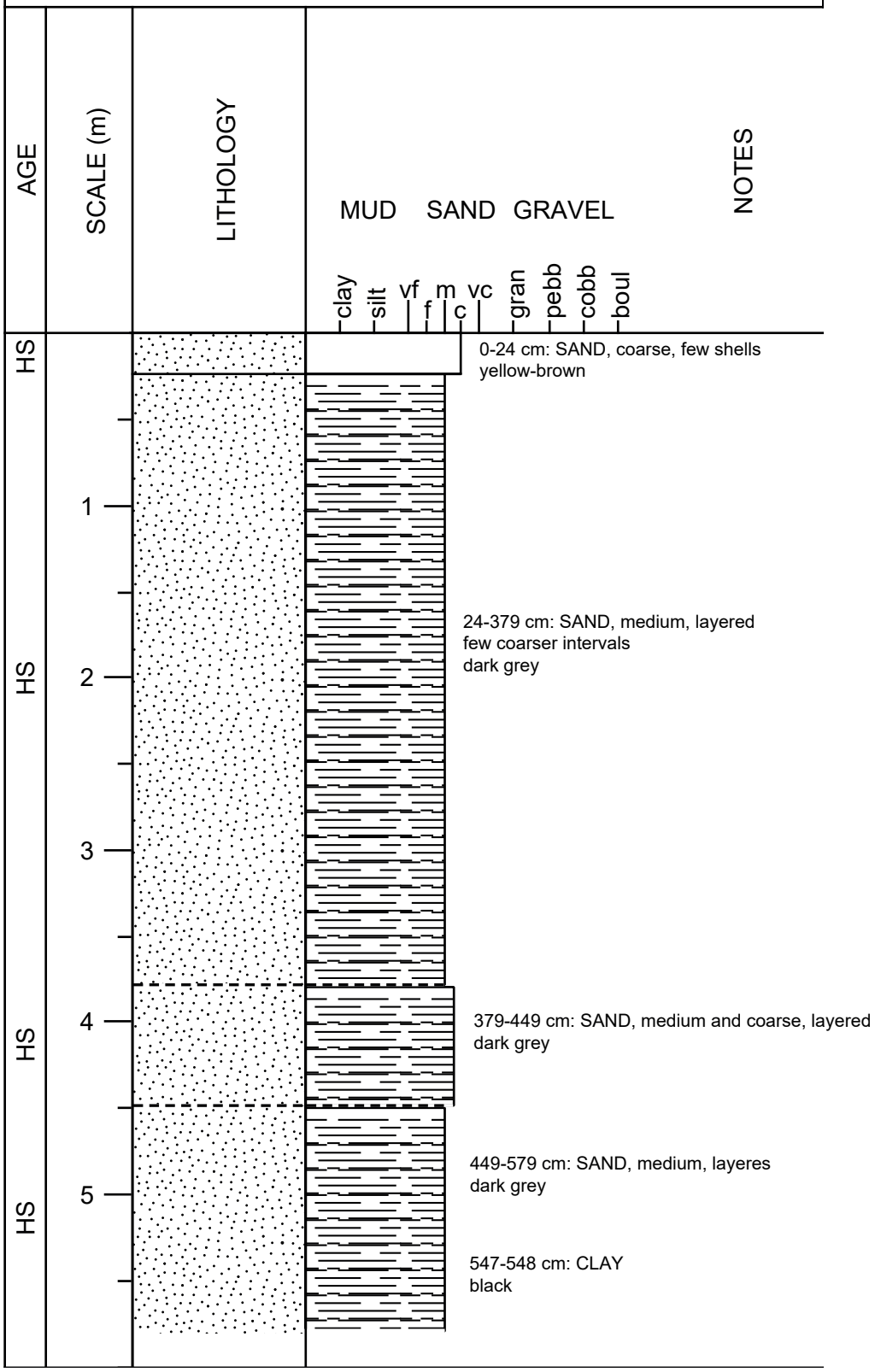

A-49; DGU 560614.26; UTM zone 32N; 345060E, 6275934N; WD: 29,2 m

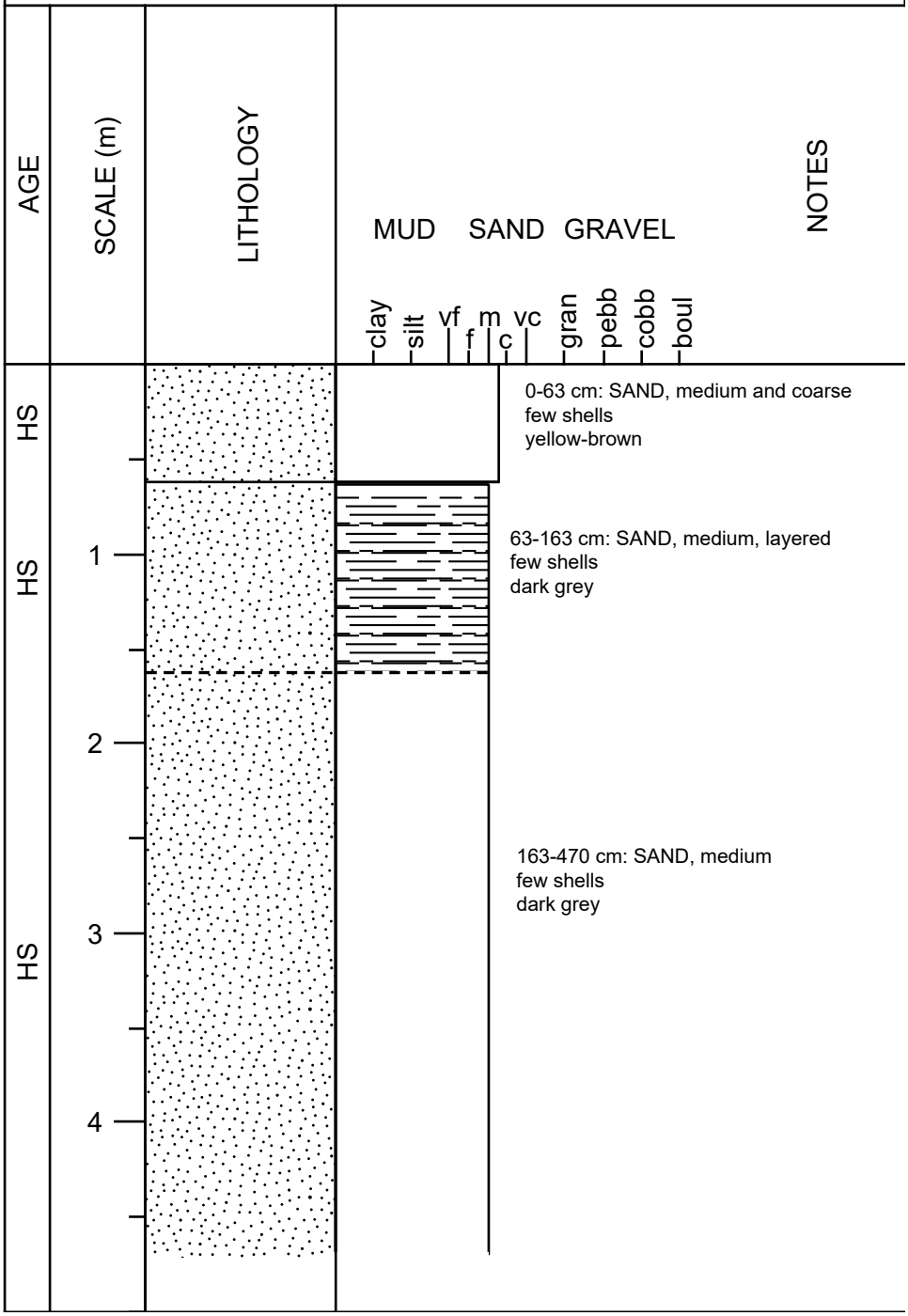

A-50; DGU 560615.33; UTM zone 32N; 346424E, 6279035N; WD: 32 m

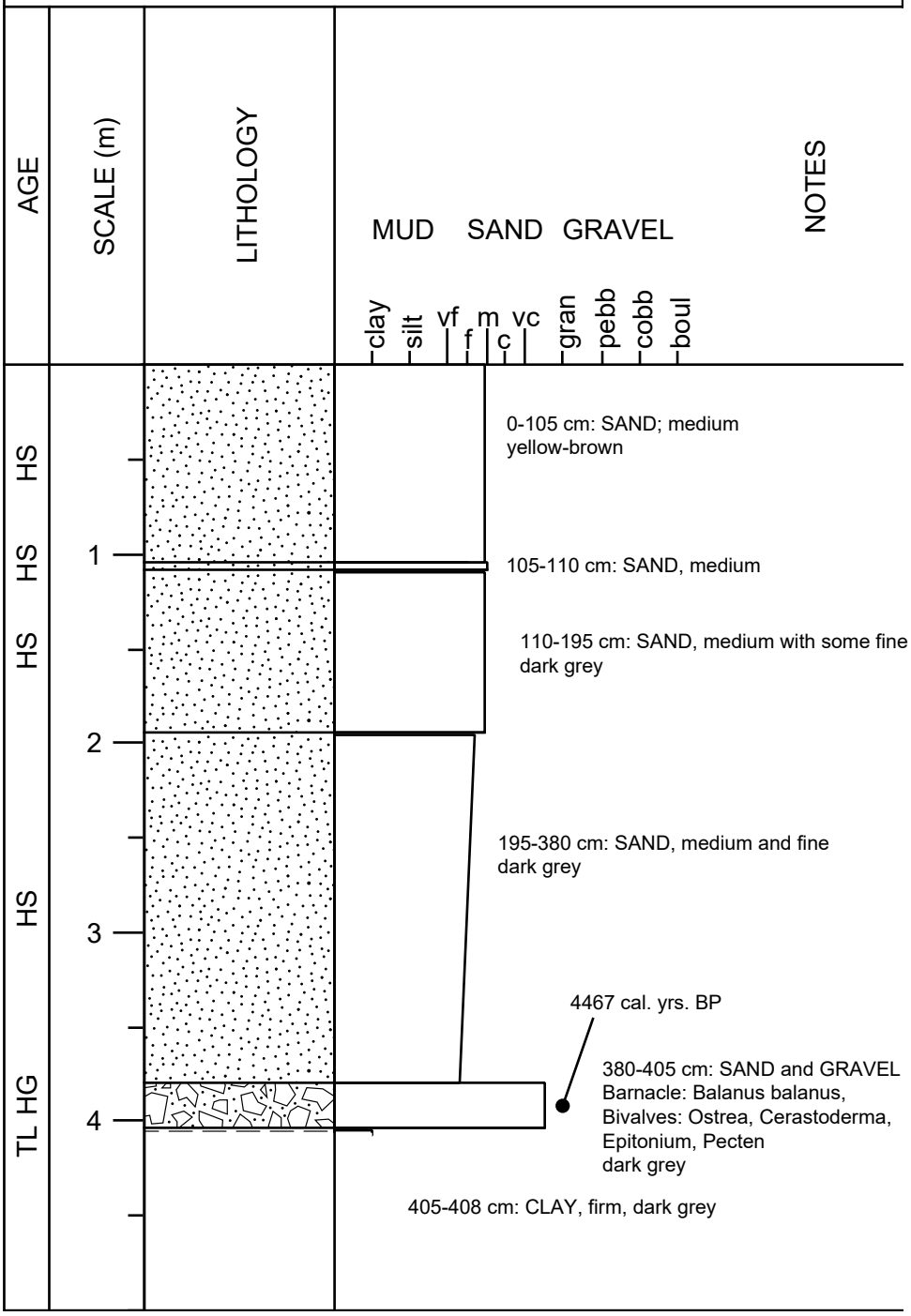

A-51; DGU 560614.27; UTM zone 32N; 345845E, 6277654N; WD: 27,7 m



A-52; DGU 560614.28; UTM zone 32; 342810E, 6277310N; WD: 33 m

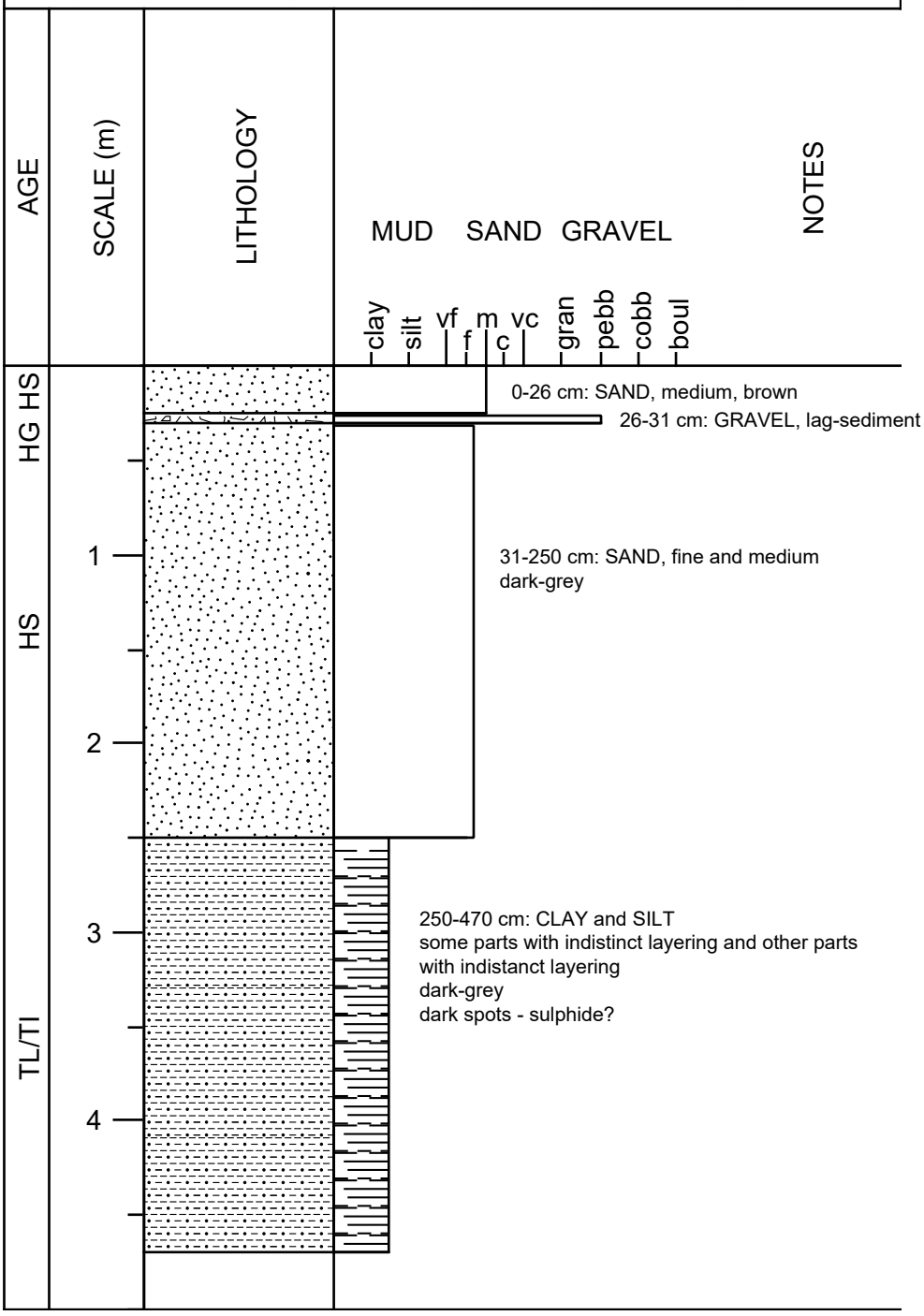

A-54; DGU 560610.3; UTM zone 32N; 346424E, 6279035N; WD: 27 m



A-56; DGU 560610.4; UTM zone 32N; 343490E, 6279032N; WD: 32 m

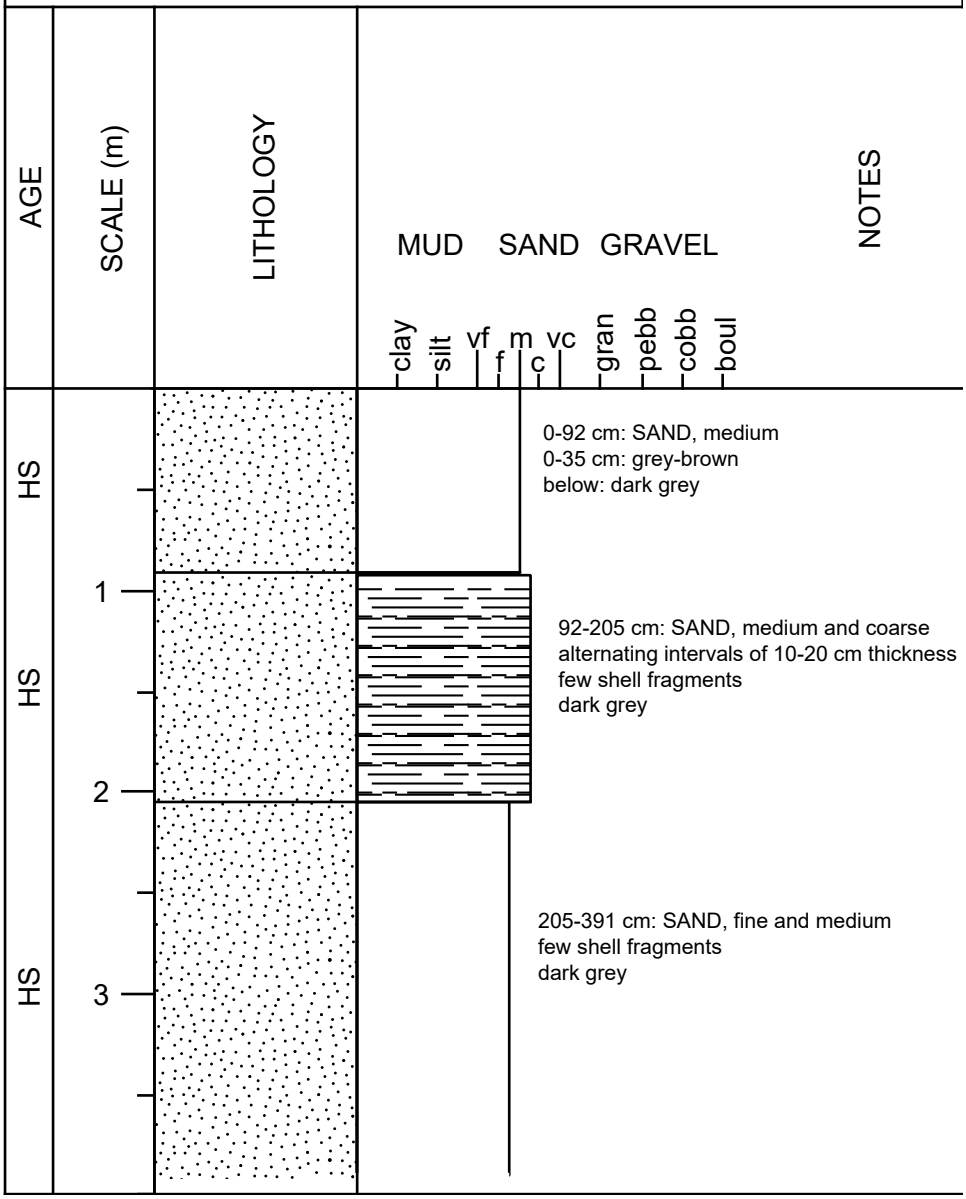

A-59; DGU 560615.34; UTM zone 32N; 352048E, 6270784N; WD: 32,8 m

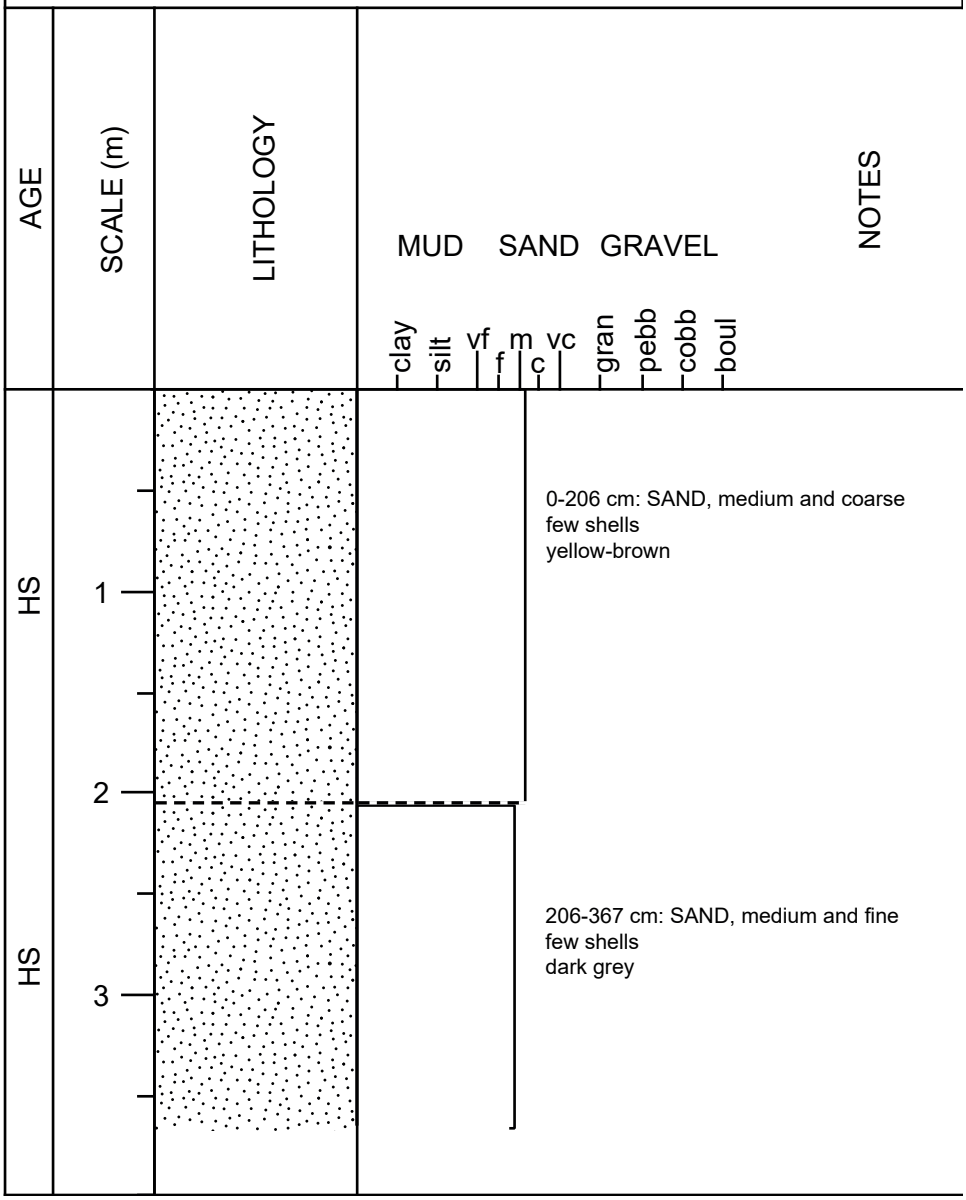

B-1; DGU 560613.9; UTM zone 32N; 327934E, 6272494N; WD: 33,1 m

AGE	SCALE (m)	LITHOLOGY	MUD: clay, silt	SAND: vf, f, m, c, vc	GRAVEL: gran, pebb, cobb, boul	NOTES
HS	1, 2, 3					0-350 cm: SAND, fine and medium grey Bivalves: Spisula, Ensis, Tellina

B-2; DGU 560613.10; UTM zone 32N; 326491E, 6270826N; WD: 28,1 m

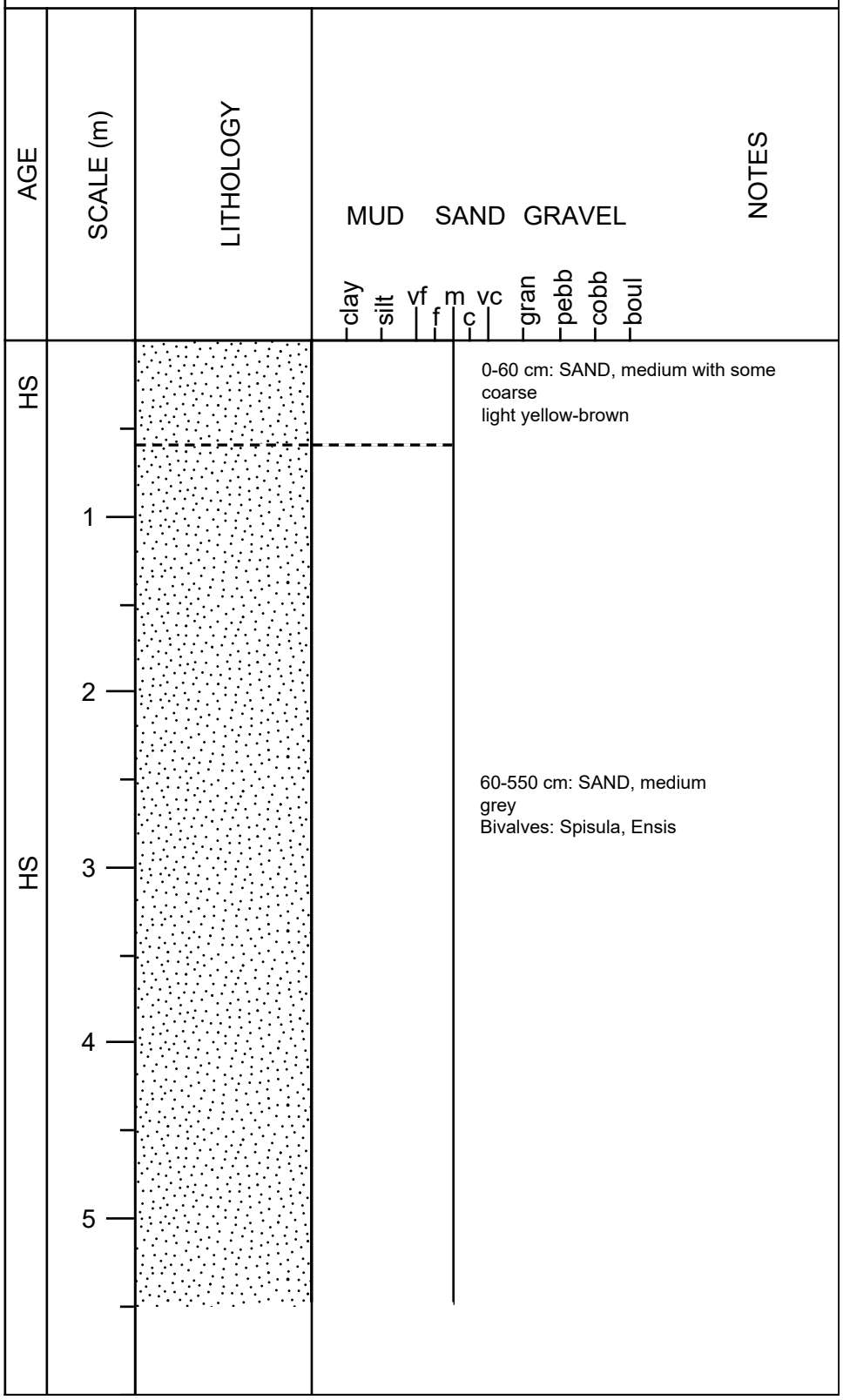

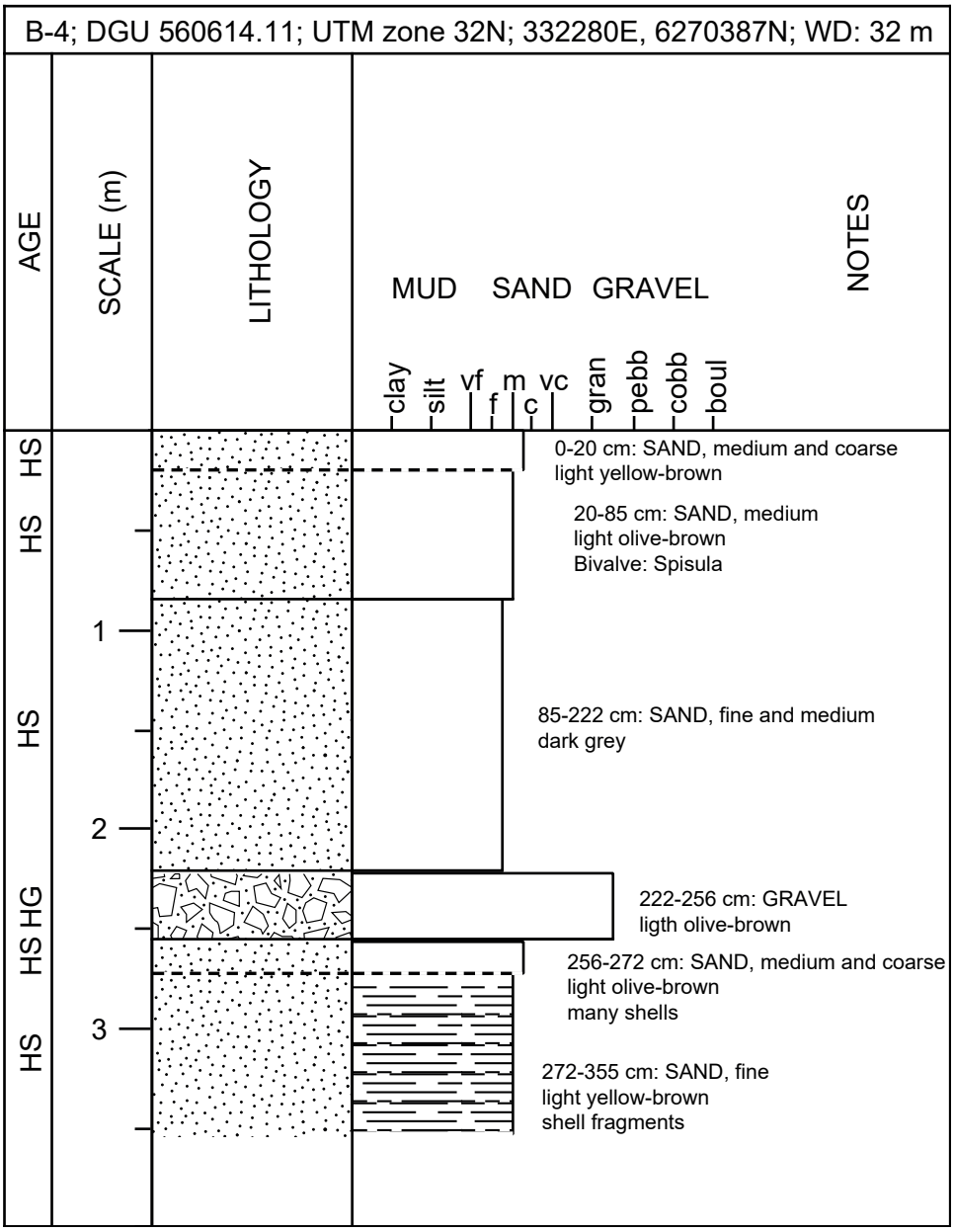
B-4; DGU 560614.11; UTM zone 32N; 332280E, 6270387N; WD: 32 m
AGE
SCALE (m)
LITHOLOGY
MUD SAND GRAVEL
clay silt vf f m c vc gran pebb cobb boul
NOTES
HS
HS
HS
HS HG
HS
1
2
3
0-20 cm: SAND, medium and coarse
light yellow-brown
20-85 cm: SAND, medium
light olive-brown
Bivalve: Spisula
85-222 cm: SAND, fine and medium
dark grey
222-256 cm: GRAVEL
ligth olive-brown
256-272 cm: SAND, medium and coarse
light olive-brown
many shells
272-355 cm: SAND, fine
light yellow-brown
shell fragments

B-5; DGU 560614.12; UTM zone 32N; 331419E, 6272205N; WD: 32 m

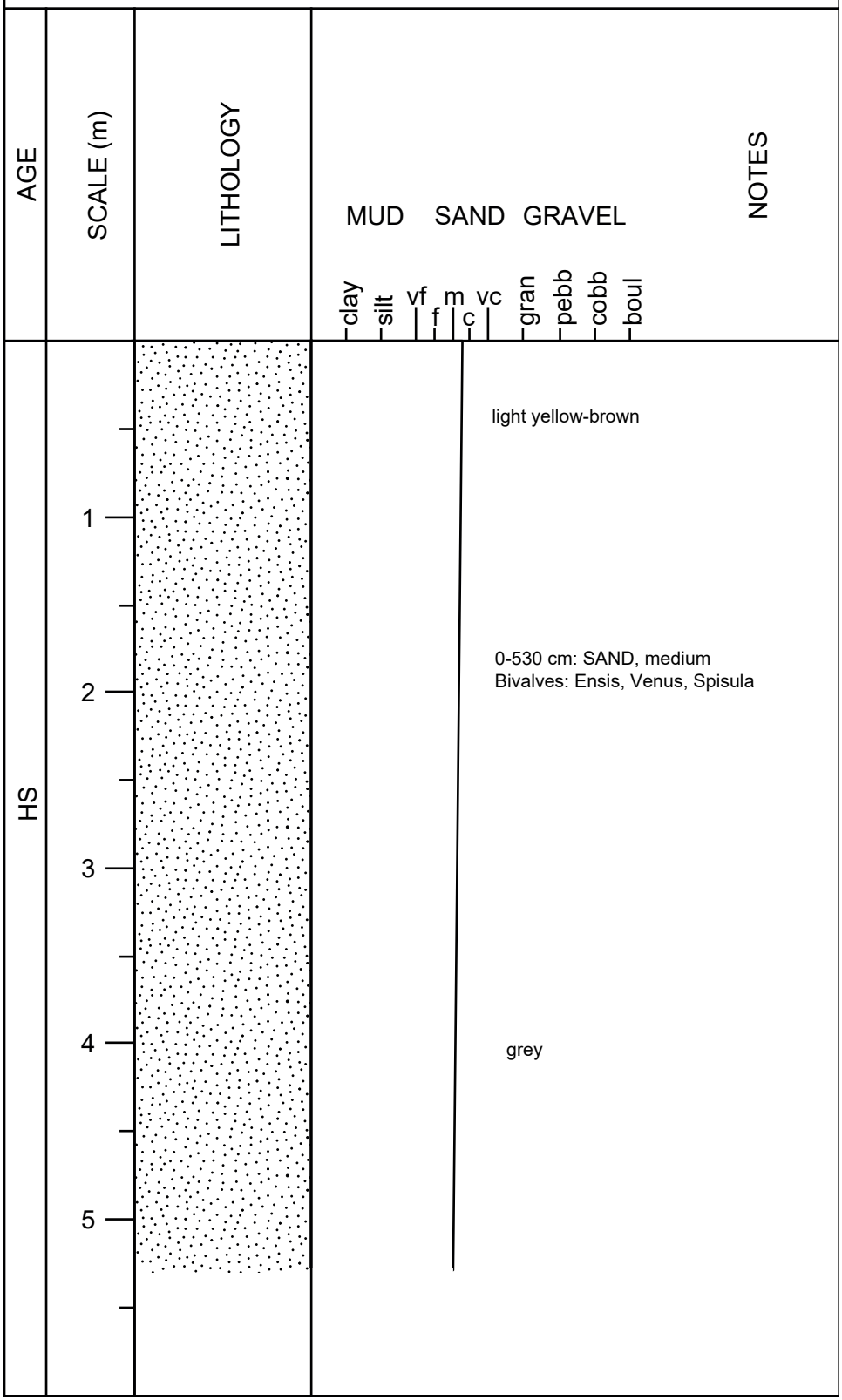

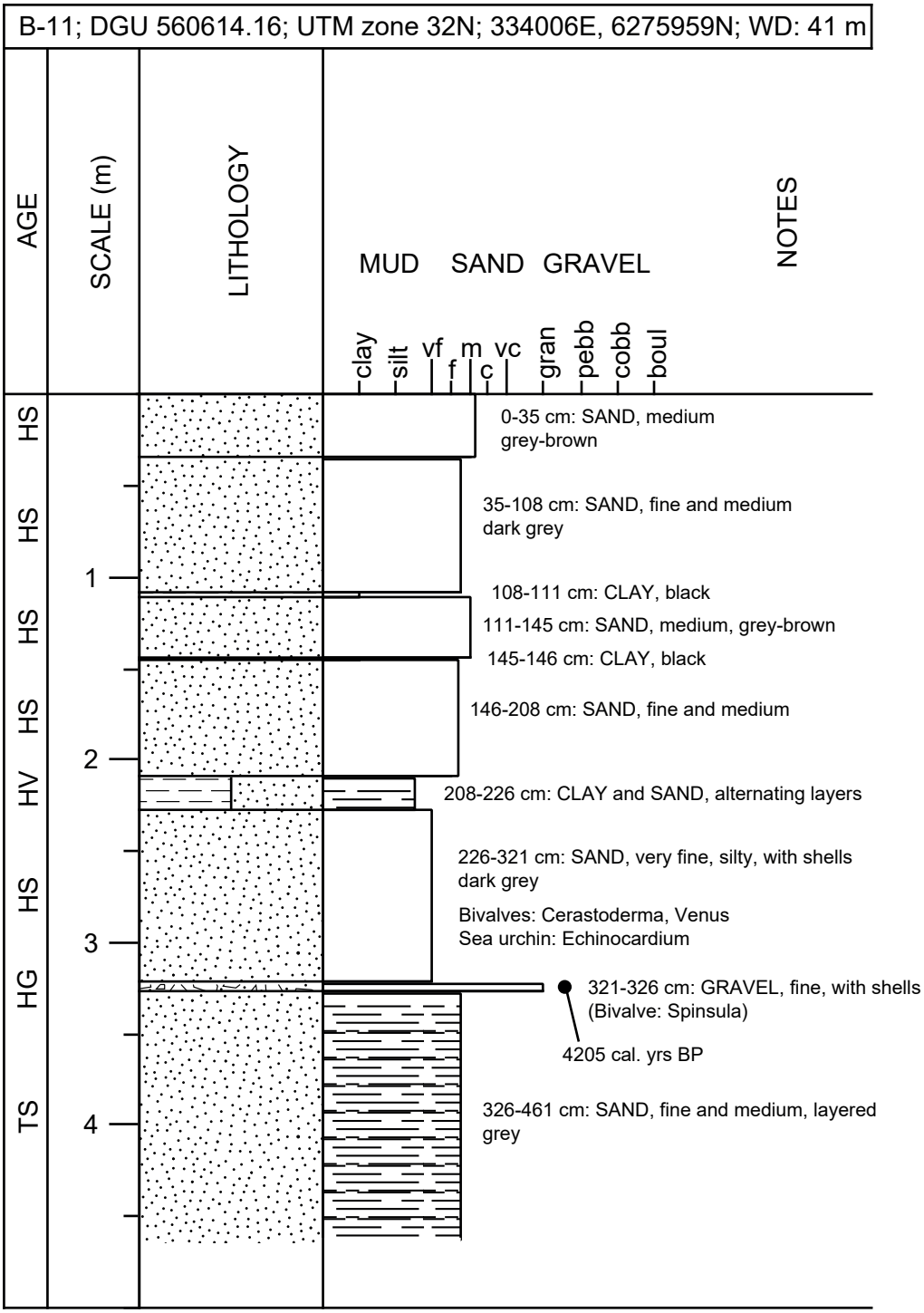
B-11; DGU 560614.16; UTM zone 32N; 334006E, 6275959N; WD: 41 m
AGE
SCALE (m)
LITHOLOGY
MUD SAND GRAVEL
clay silt vf f m c vc gran pebb cobb boul
NOTES
HS
HS
HS
HS
HV
HS
HG
TS
1
2
3
4
0-35 cm: SAND, medium grey-brown
35-108 cm: SAND, fine and medium dark grey
108-111 cm: CLAY, black
111-145 cm: SAND, medium, grey-brown
145-146 cm: CLAY, black
146-208 cm: SAND, fine and medium
208-226 cm: CLAY and SAND, alternating layers
226-321 cm: SAND, very fine, silty, with shells dark grey
Bivalves: Cerastoderma, Venus
Sea urchin: Echinocardium
321-326 cm: GRAVEL, fine, with shells (Bivalve: Spinsula)
4205 cal. yrs BP
326-461 cm: SAND, fine and medium, layered grey

B-14; DGU 560614.17; UTM zone 32N; 333048E, 6274489N; WD: 34,5 m

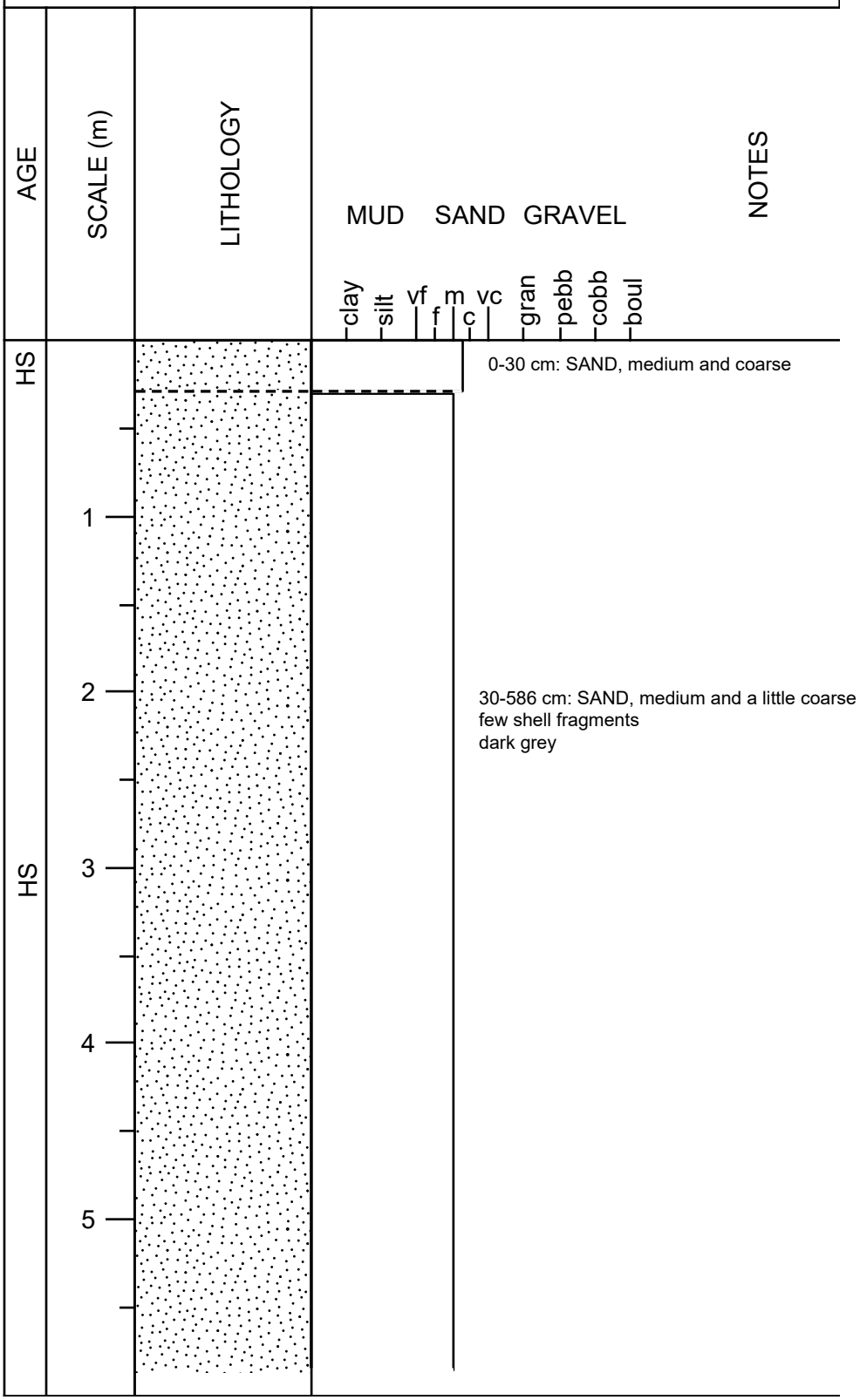

B-16; DGU 560614.18; UTM zone 32N; 335874E, 6274506N; WD: 33,7 m

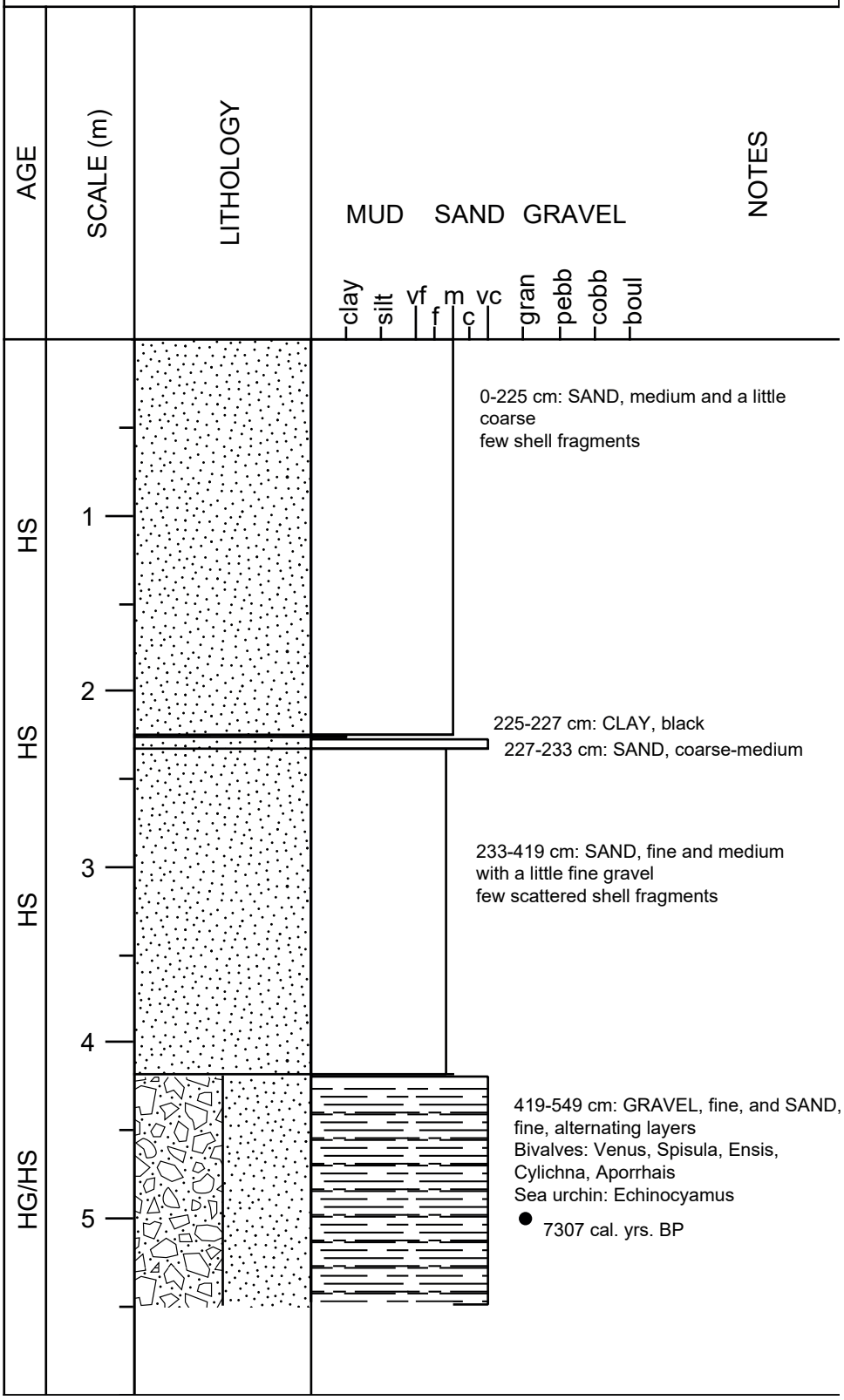

B-17; DGU 560613.11; UTM zone 32N; 329976E, 6272939N; WD: 30,5 m

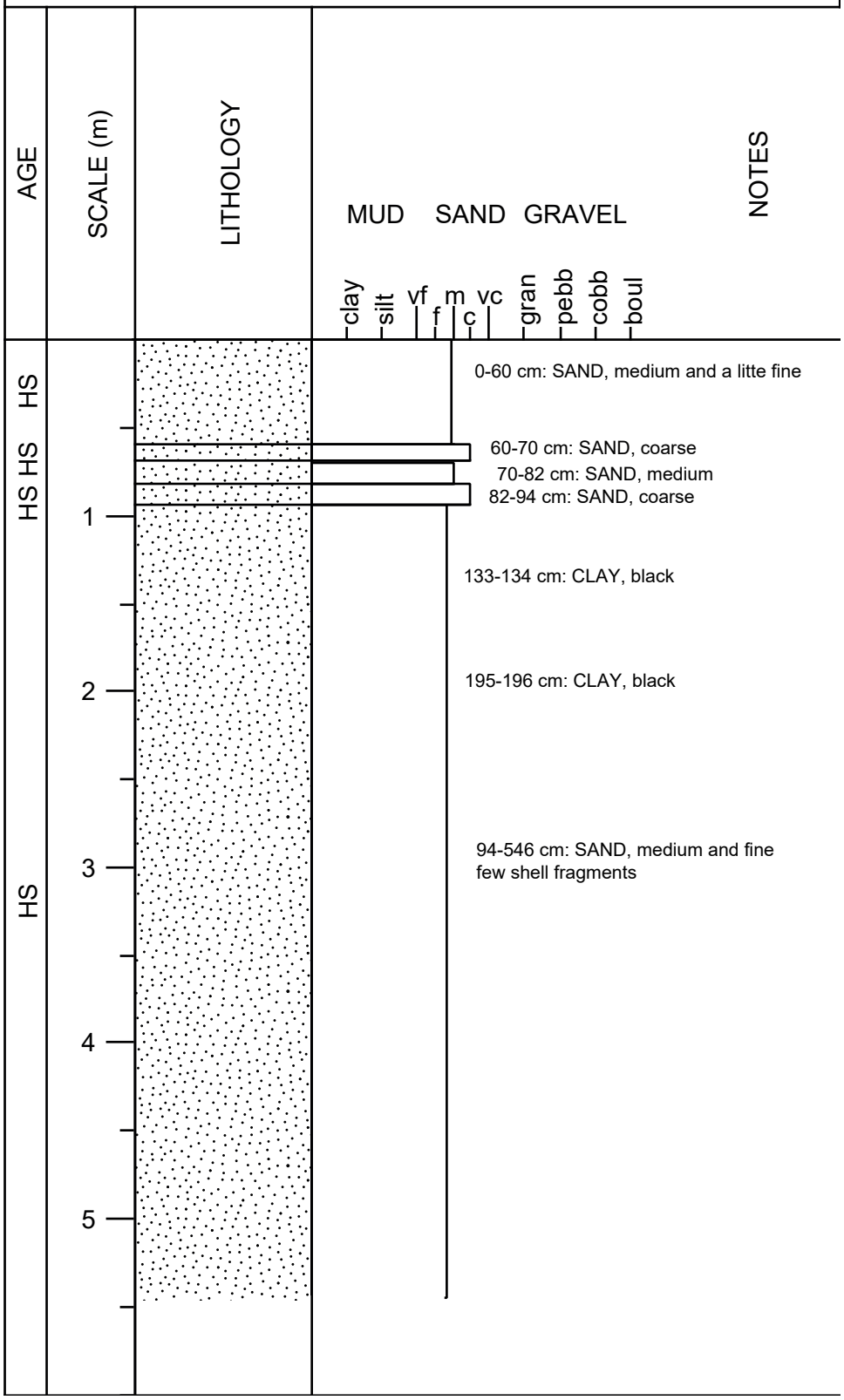

B-18; DGU 560614.19; UTM zone 32N; 331468E, 6272987N; WD: 31,5 m

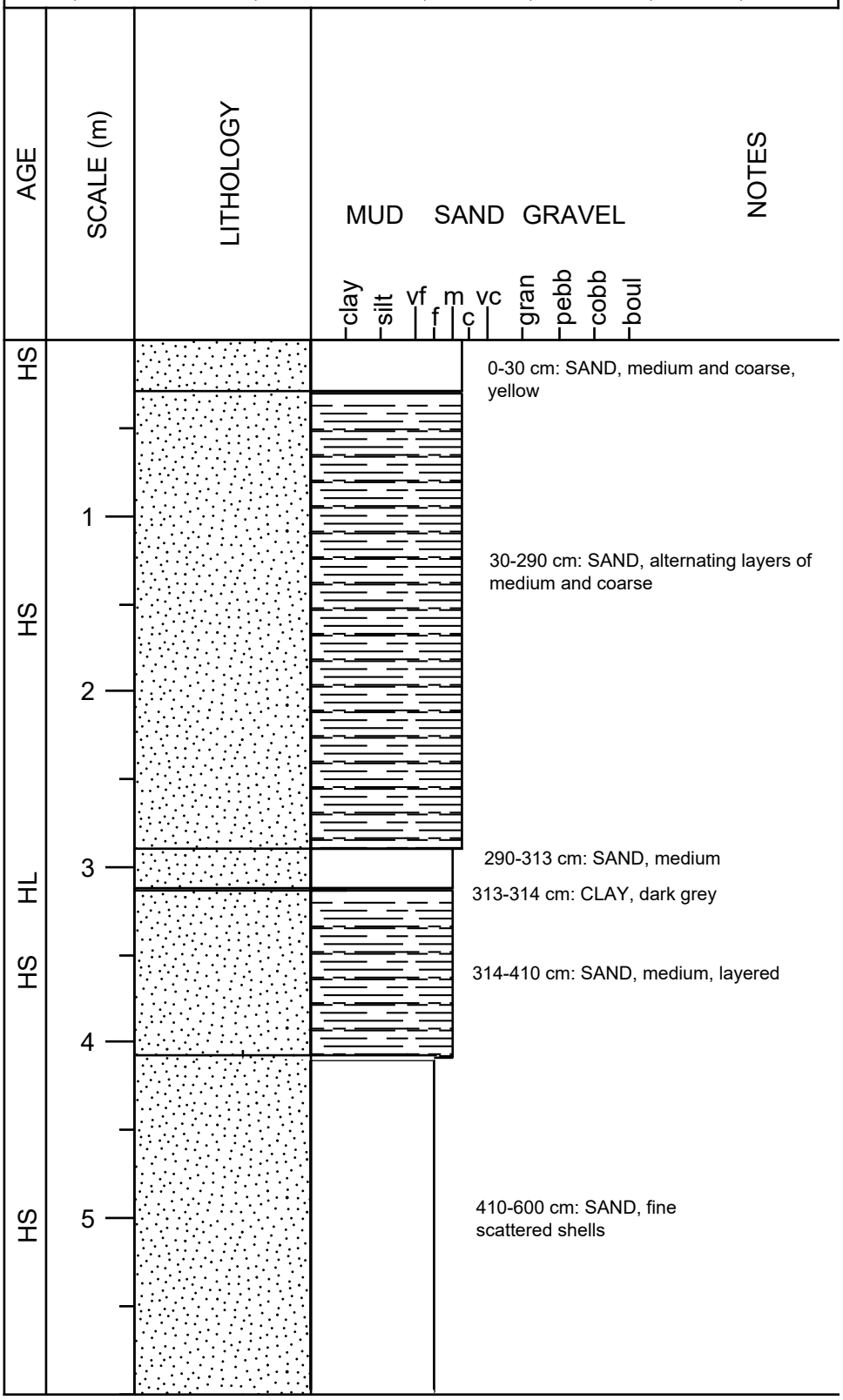

B-19; DGU 560614.20; UTM zone 32N; 332992E, 6272991N; WD: 29,9 m

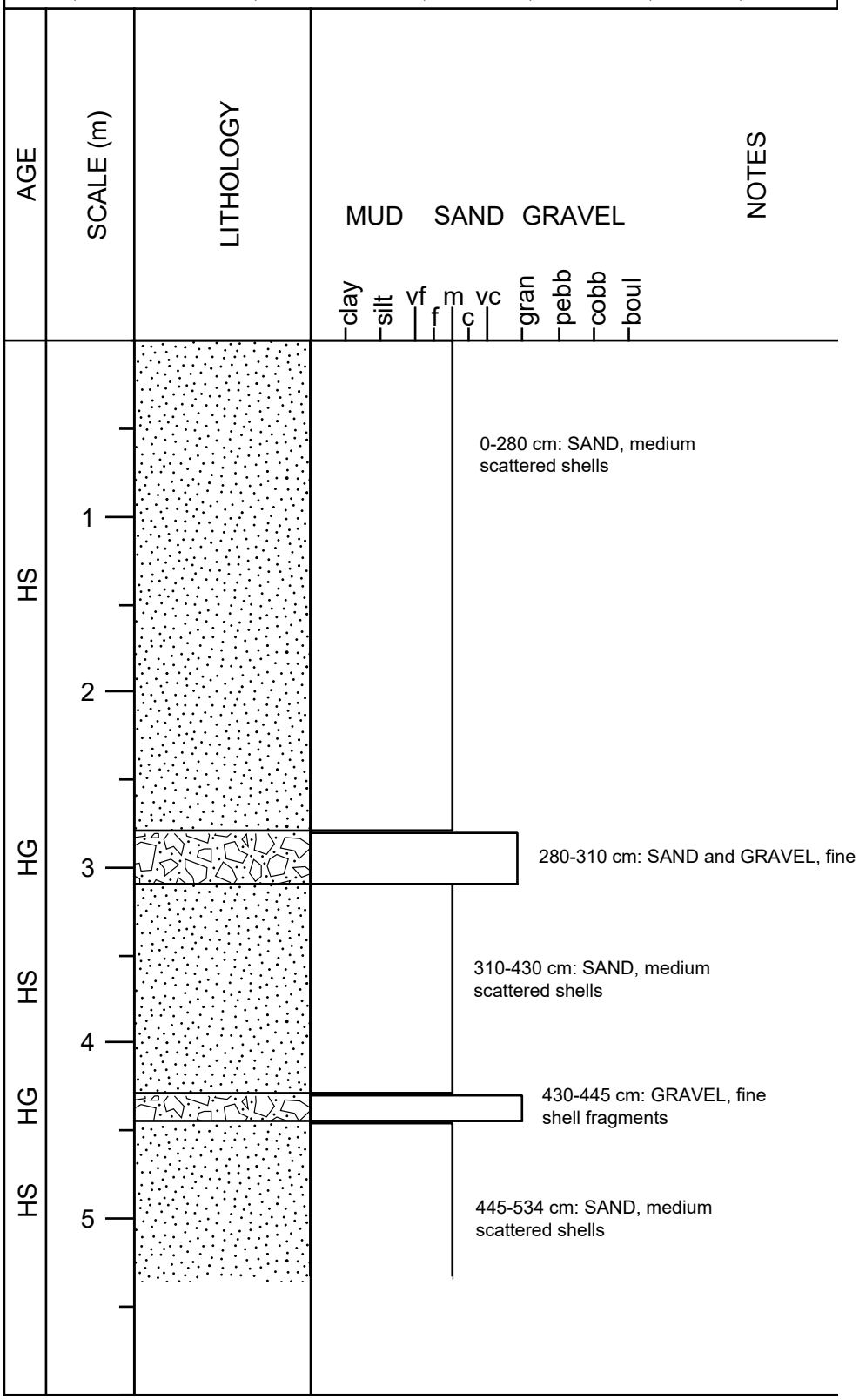

B-20; DGU 560614.21; UTM zone 32N; 334556E, 6272903N; WD: 33,8 m

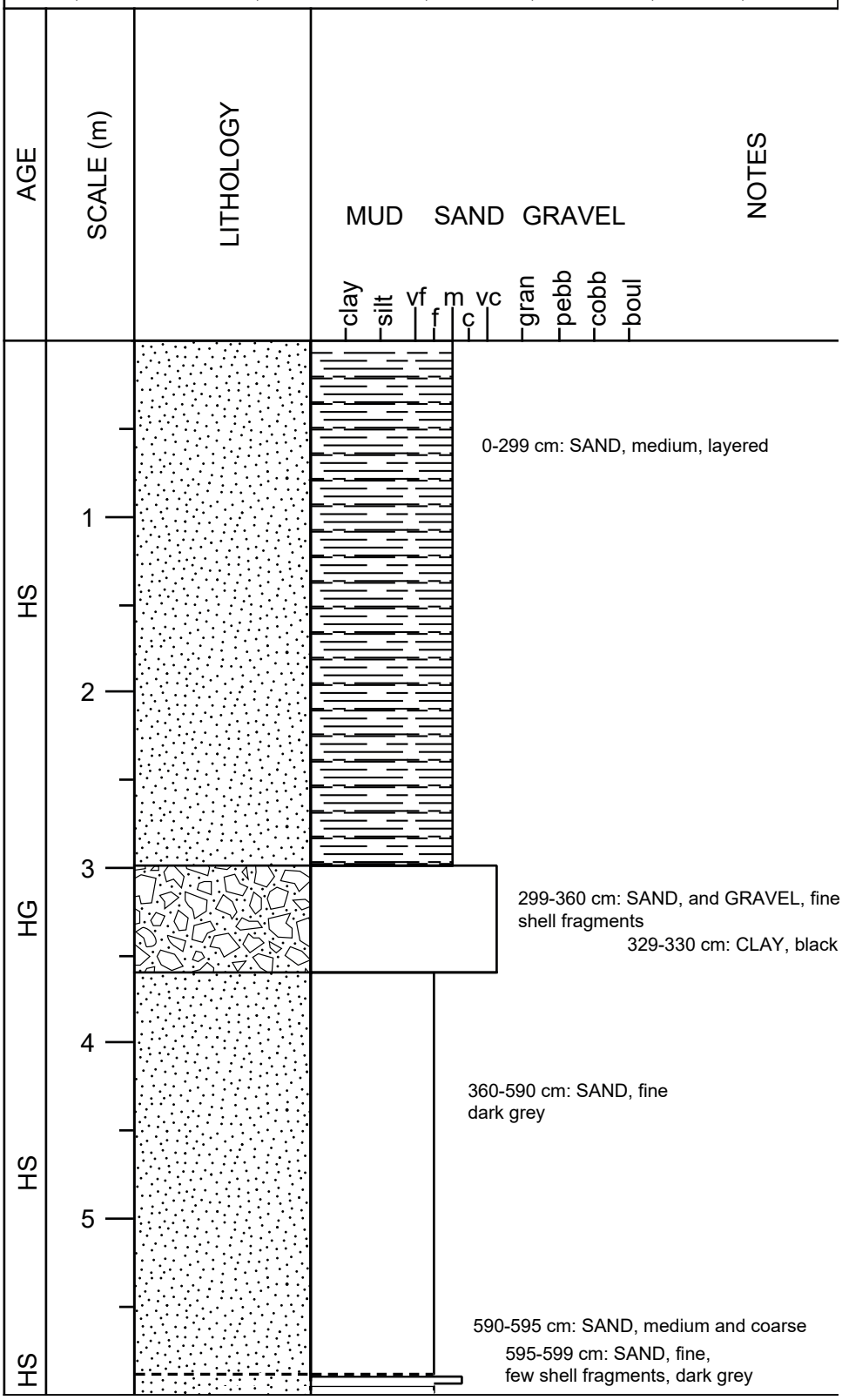

B-23; DGU 560614.22; UTM zone 32N; 333066E, 6271541N; WD: 29,1 m

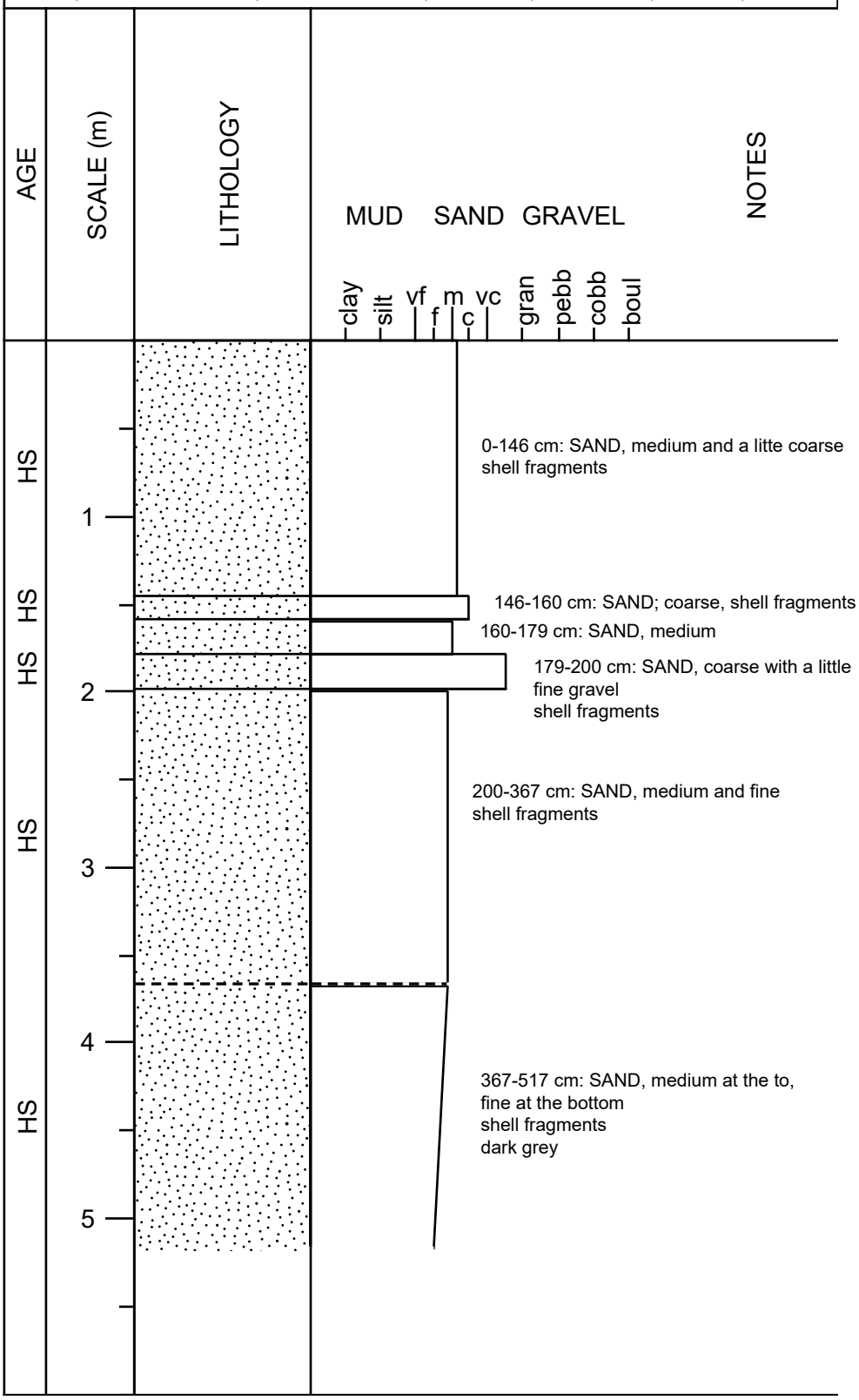

B-26; DGU 560614.23; UTM zone 32N; 331533E, 6269321N; WD: 32 m

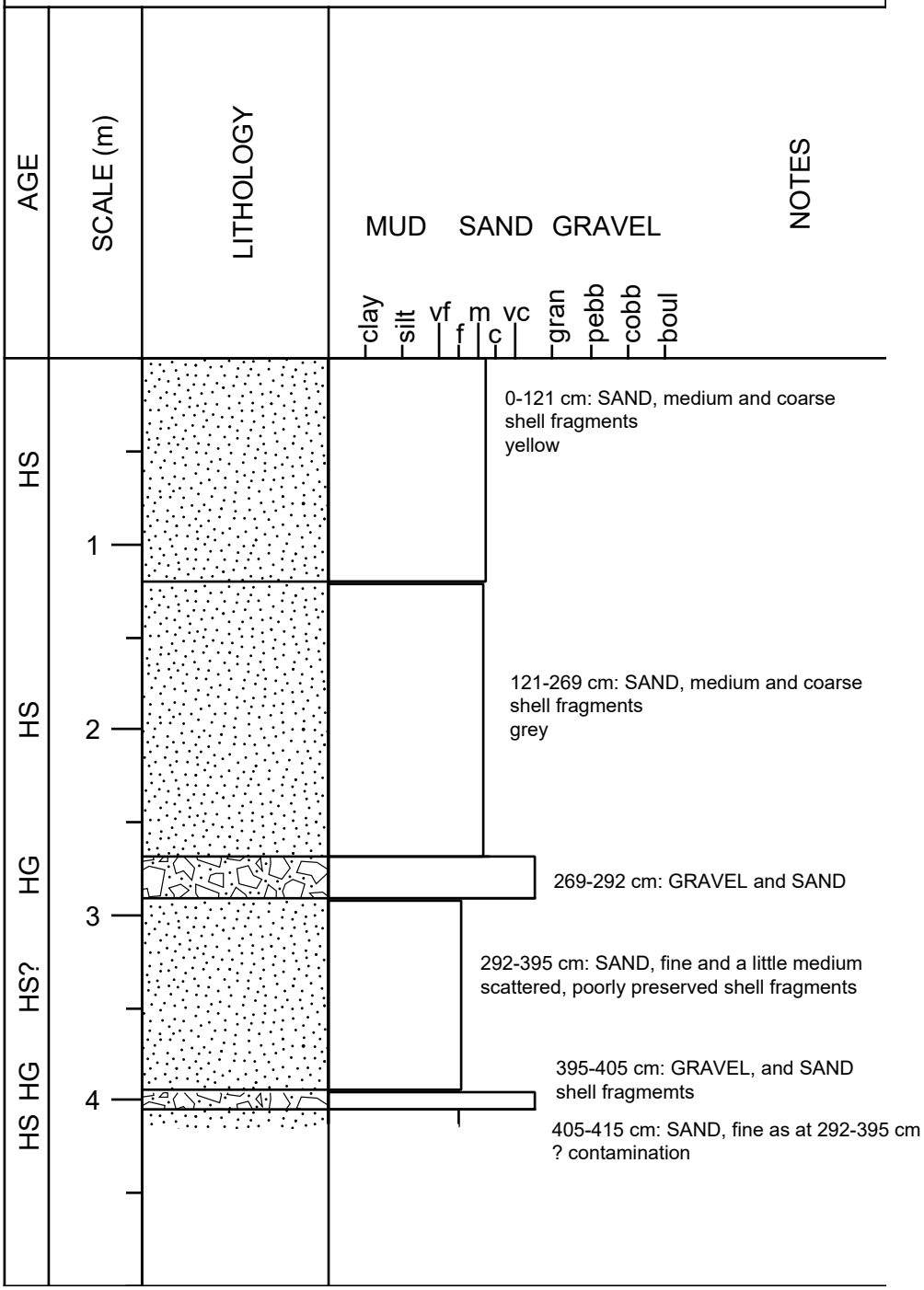

B-28; DGU 560614.24; UTM zone 32N; 331201E, 6270570N; WD: 33 m

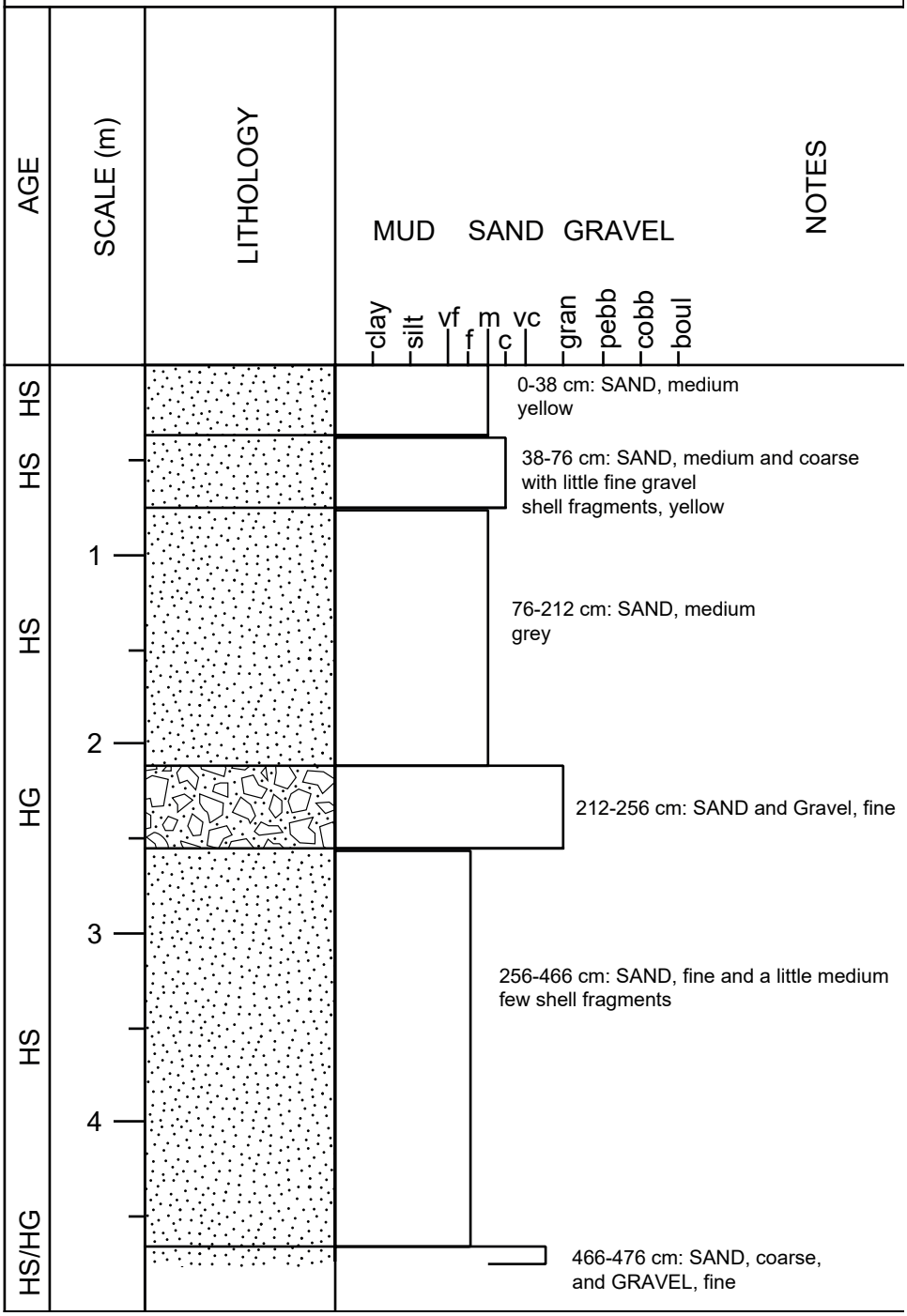

B-29; DGU 560614.25; UTM zone 32N; 333999E, 6270630N; WD: 30,5 m

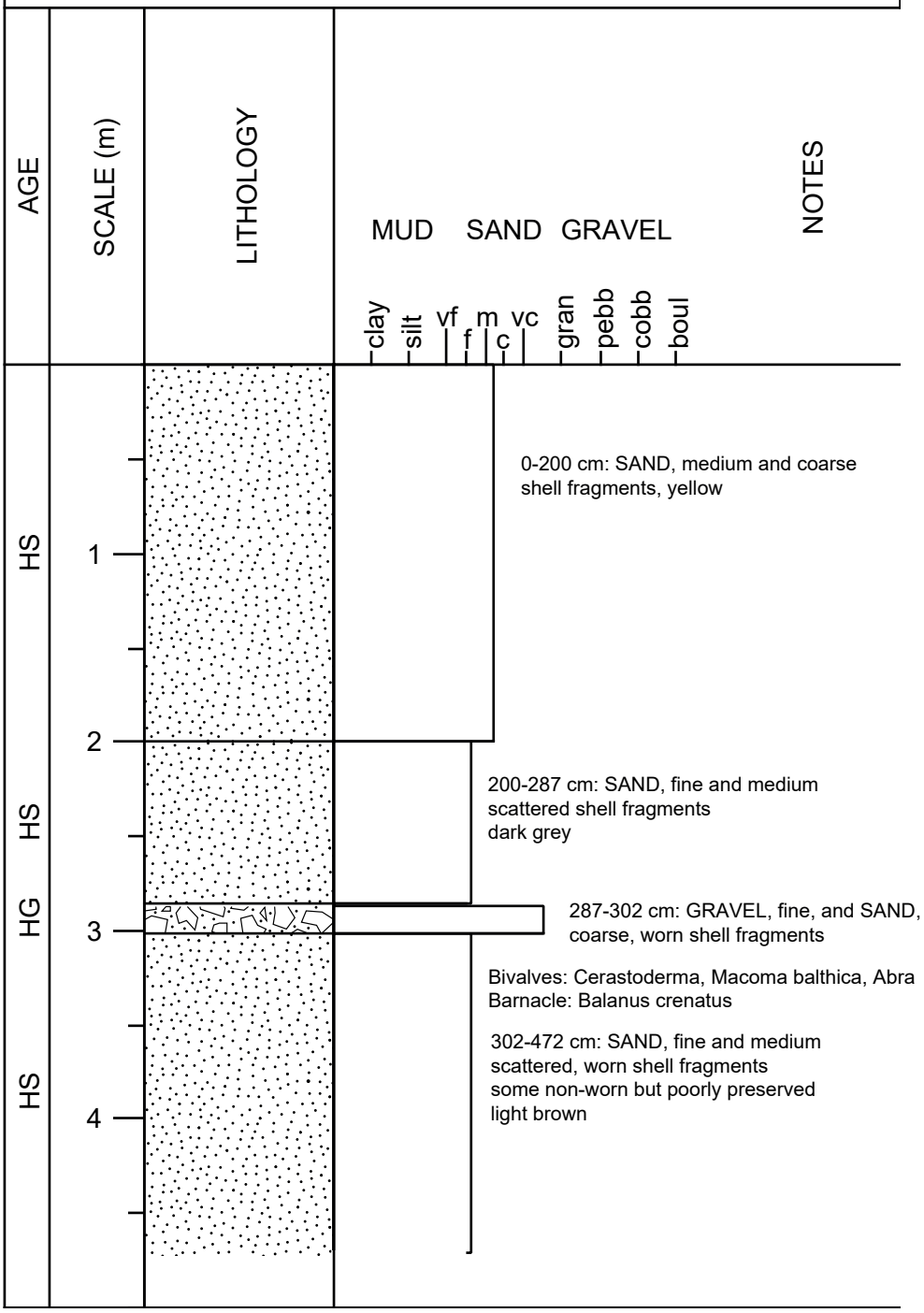

C-1; DGU 560713.4; UTM zone 32N; 379646E, 6269847N; WD: 35 m

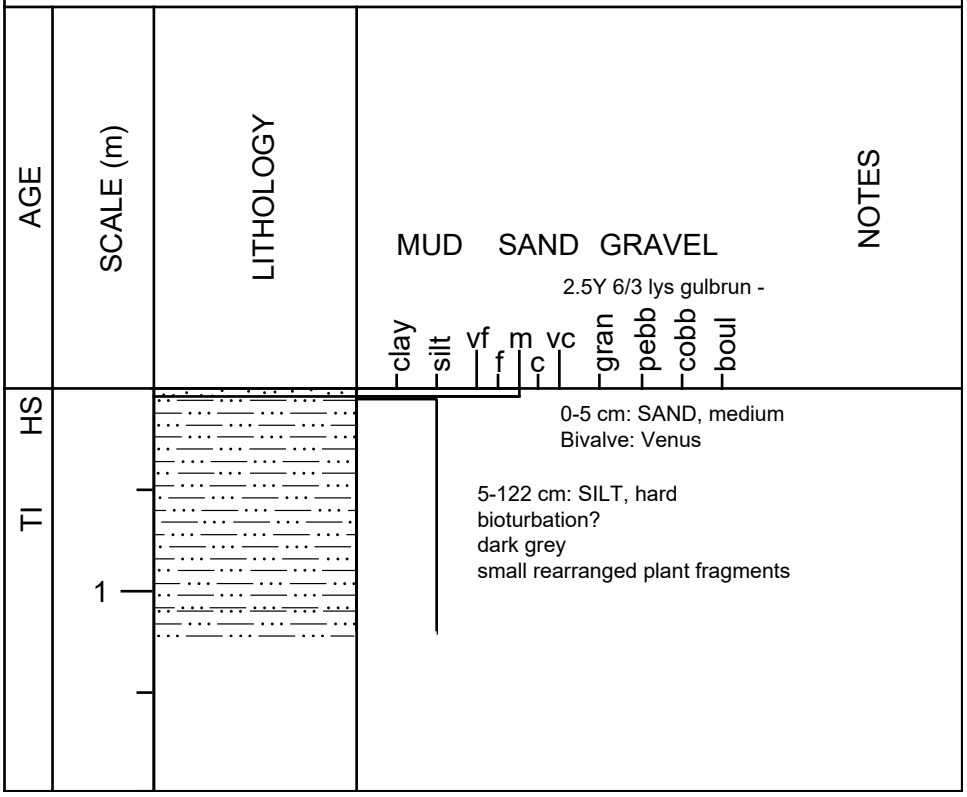

C-3; DGU 560713.5; UTM zone 32N; 387141E, 6267617N; WD: 32 m

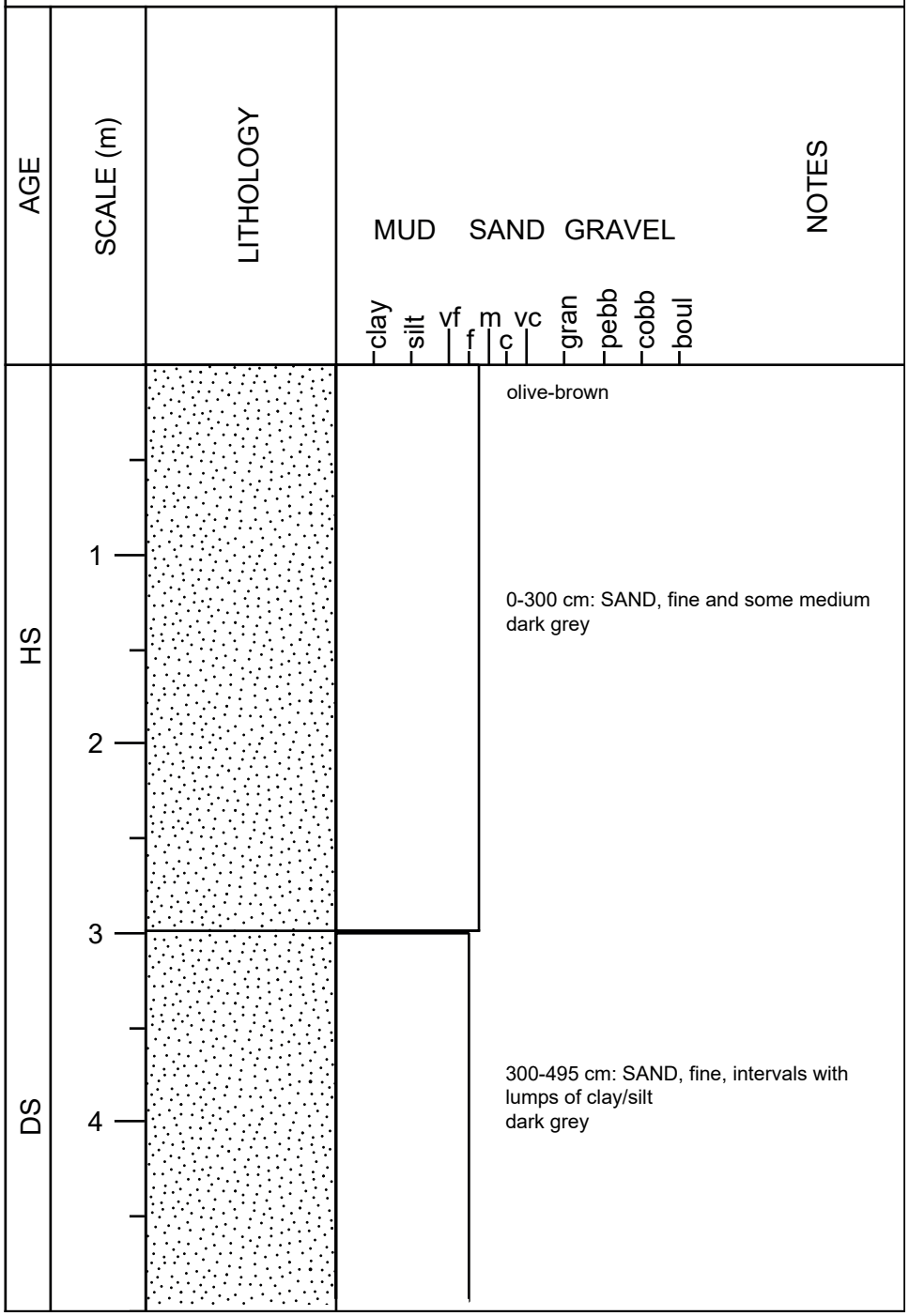

C-5; DGU 560713.6; UTM zone 32N; 380748E, 6271468N; WD: 34 m

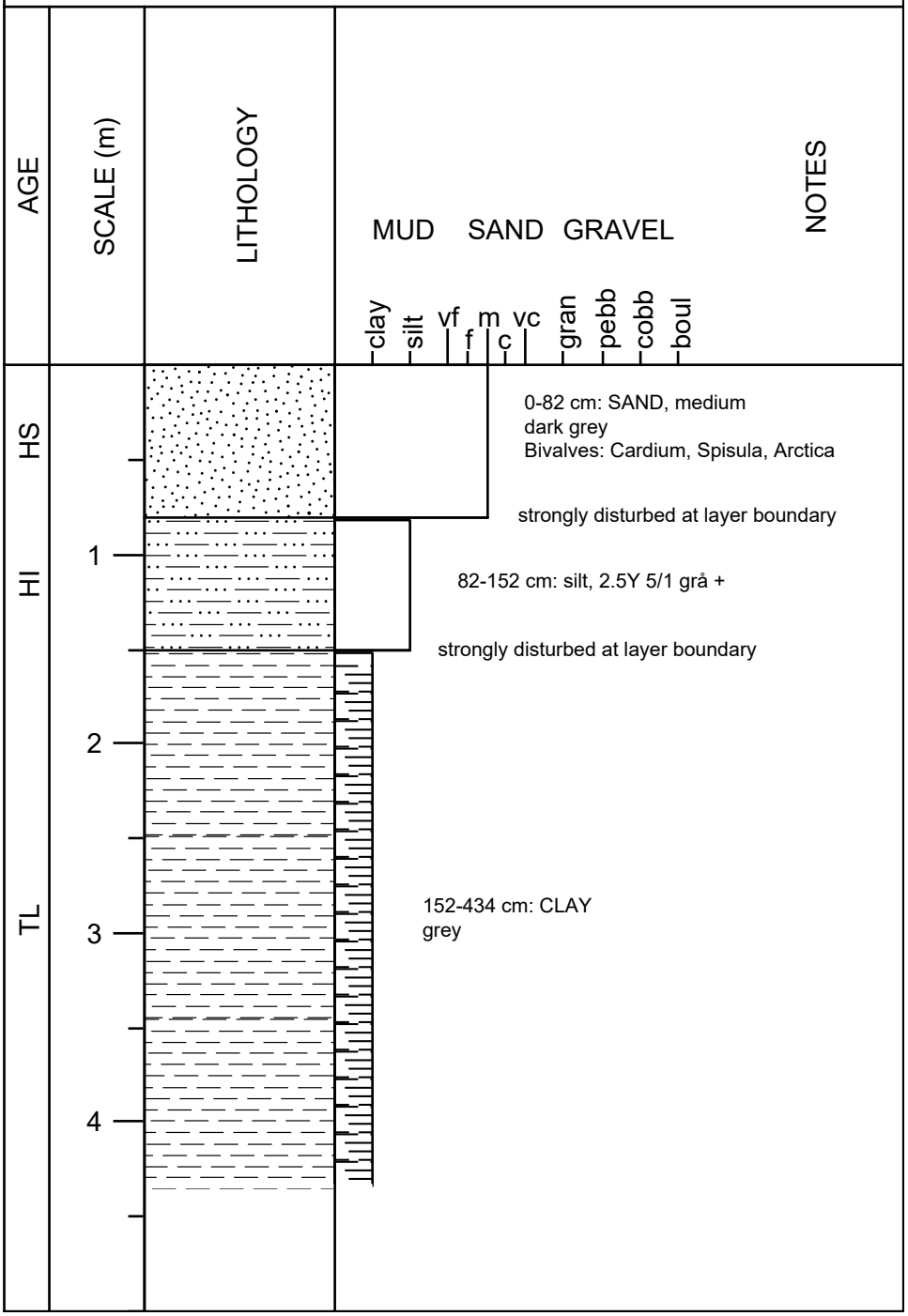

C-6; DGU 560713.7; UTM zone 32N; 383166E, 6269989N; WD: 32 m

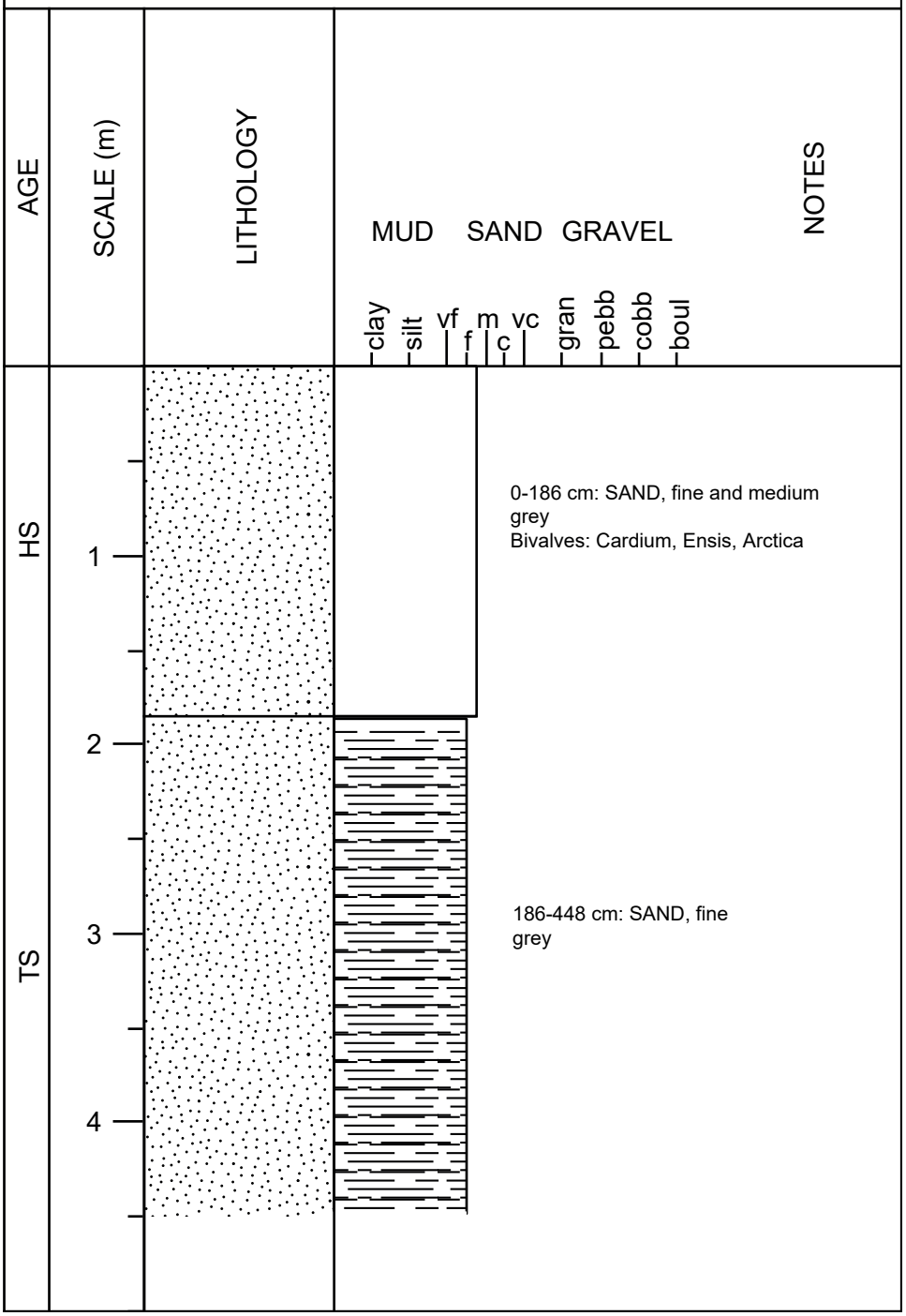

C-8; DGU 560713.8; UTM zone 32N; 379867E, 6274351N; WD: 33 m

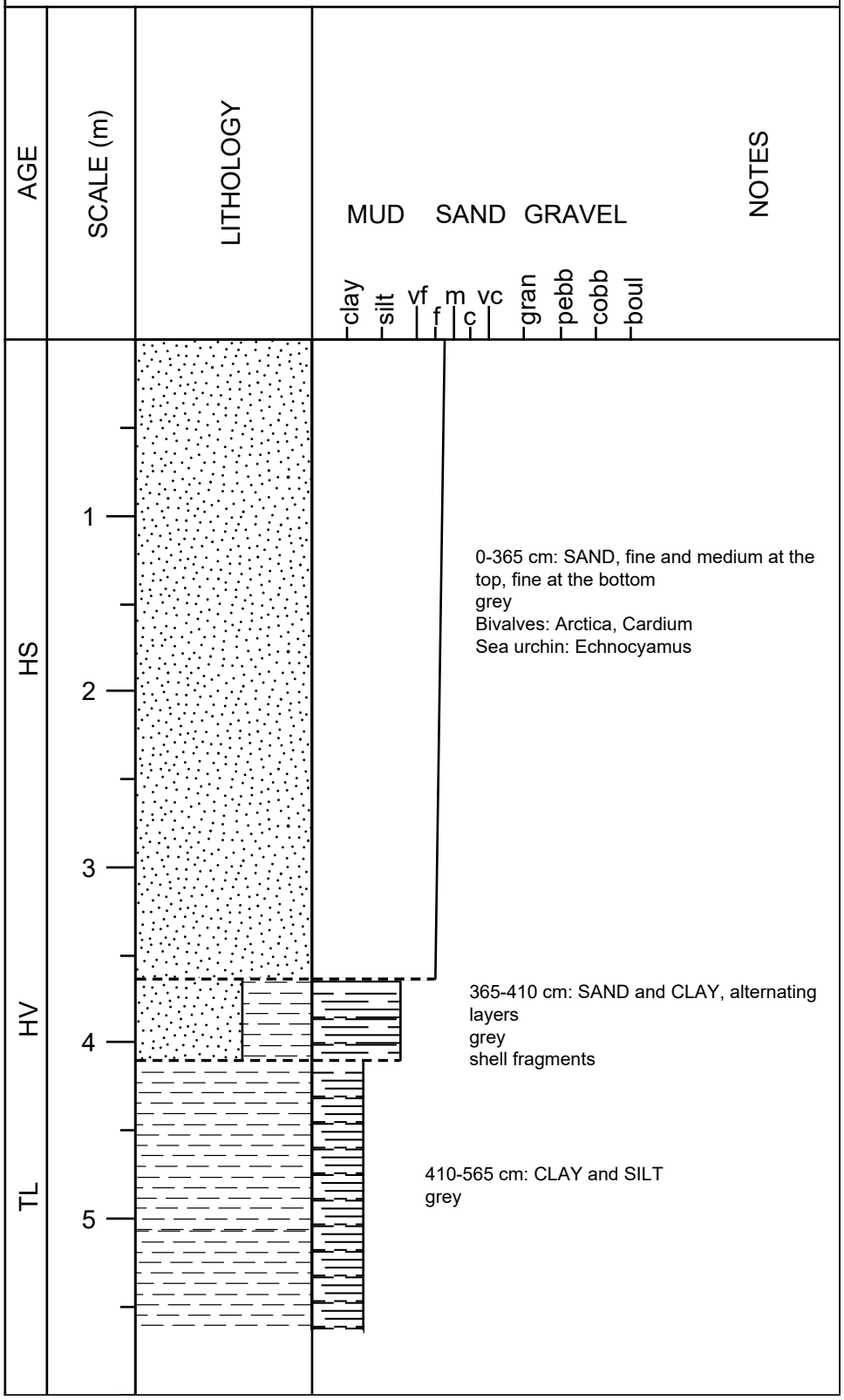

C-9; DGU 560713.9; UTM zone 32N; 381860E, 6273126N; WD: 35 m

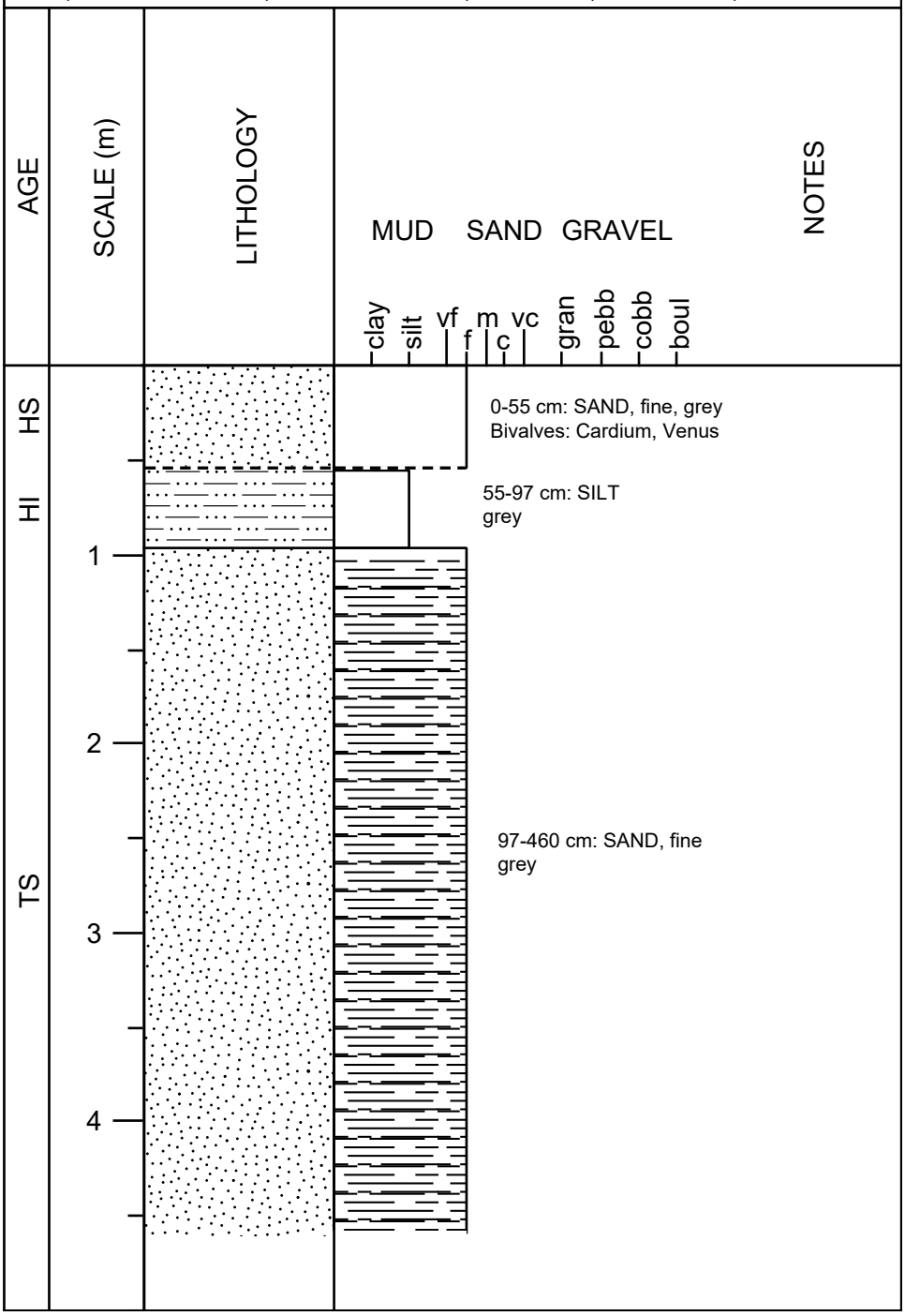

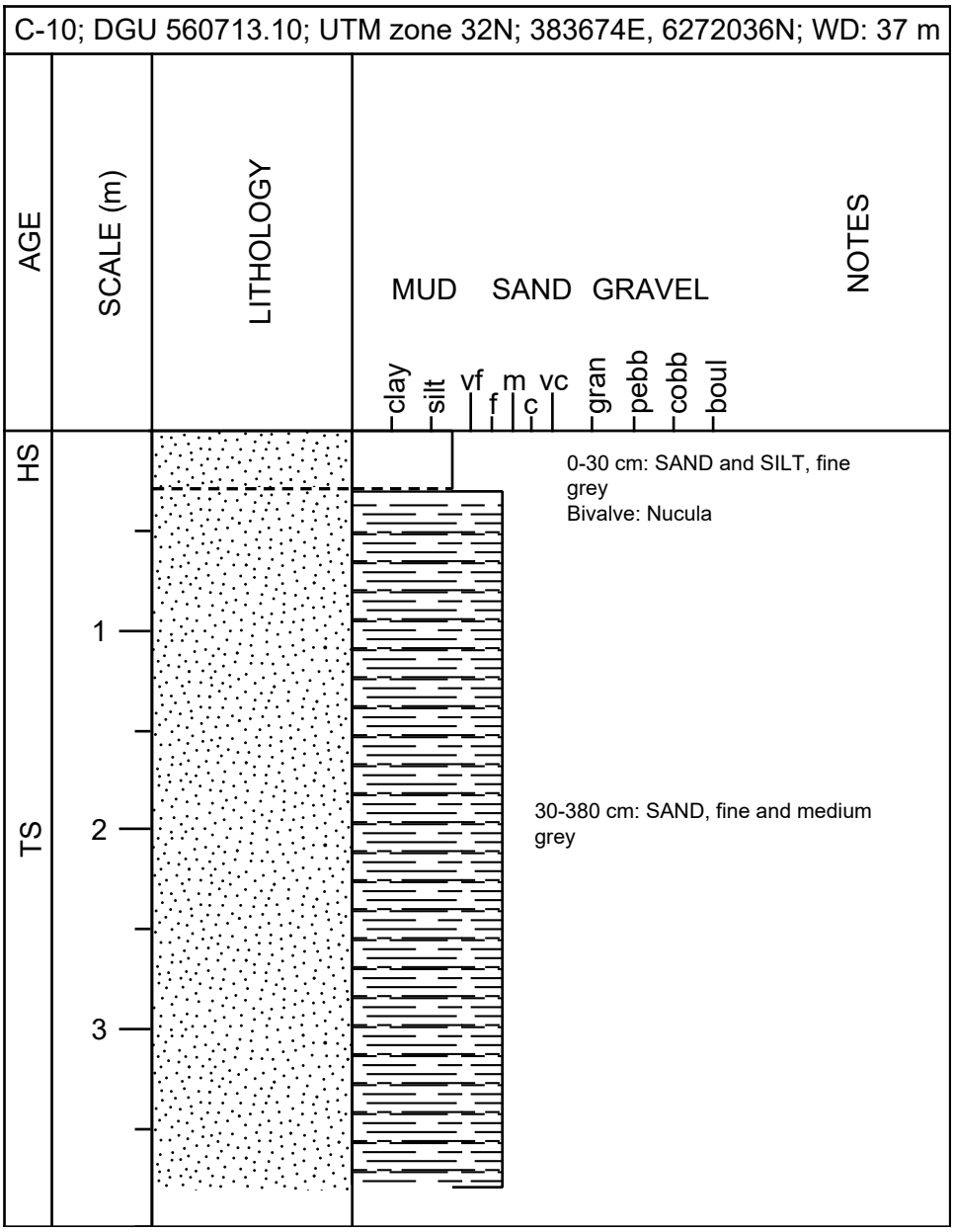
C-10; DGU 560713.10; UTM zone 32N; 383674E, 6272036N; WD: 37 m
AGE
SCALE (m)
LITHOLOGY
MUD
SAND
GRAVEL
NOTES
clay
silt
vf
f
m
c
vc
gran
pebb
cobb
boul
HS
TS
1
2
3
0-30 cm: SAND and SILT, fine grey
Bivalve: Nucula
30-380 cm: SAND, fine and medium grey

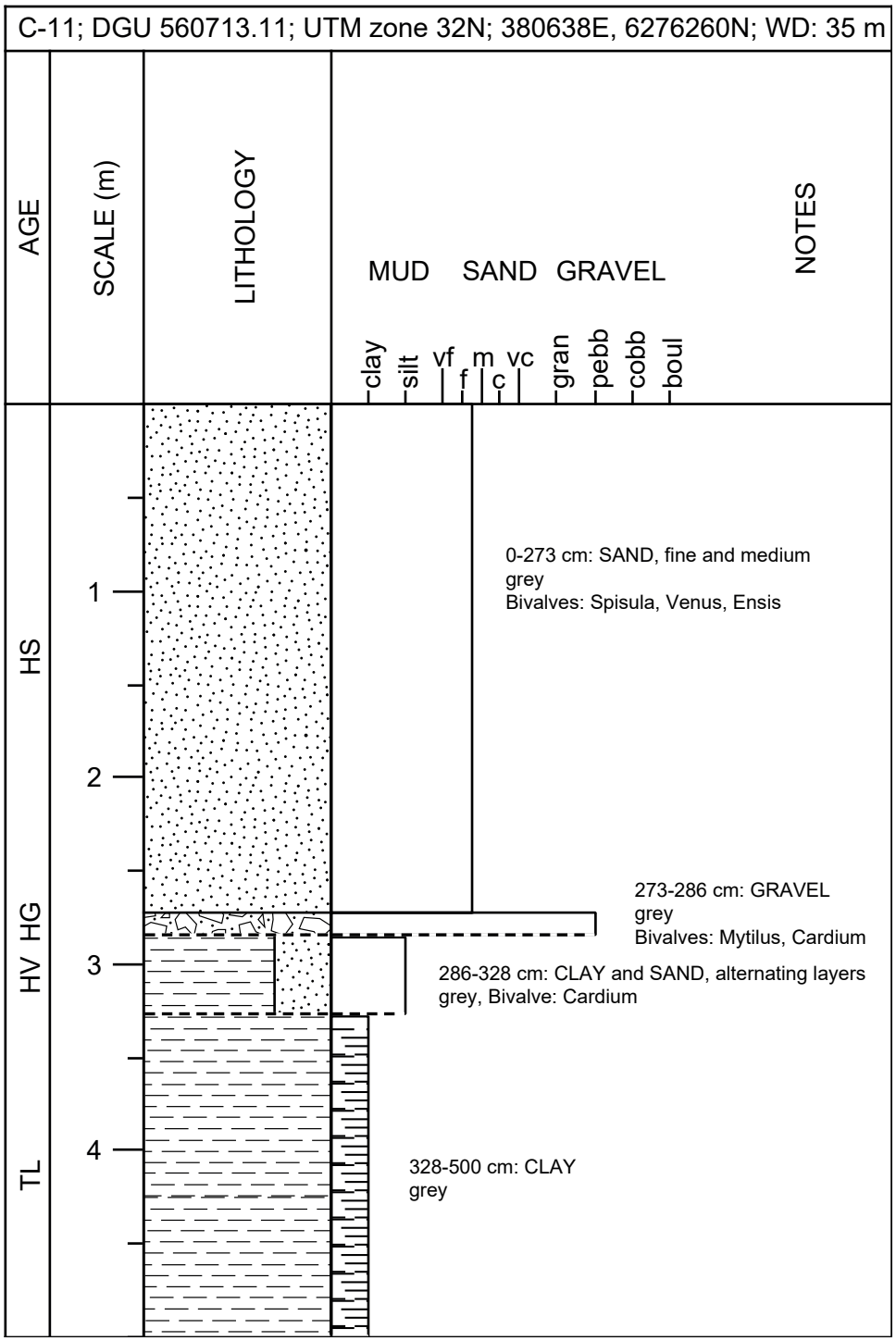
C-11; DGU 560713.11; UTM zone 32N; 380638E, 6276260N; WD: 35 m
AGE
SCALE (m)
LITHOLOGY
MUD
SAND
GRAVEL
NOTES
clay
silt
vf
f
m
c
vc
gran
pebb
cobb
boul
HS
HV
HG
TL
1
2
3
4
0-273 cm: SAND, fine and medium
grey
Bivalves: Spisula, Venus, Ensis
273-286 cm: GRAVEL
grey
Bivalves: Mytilus, Cardium
286-328 cm: CLAY and SAND, alternating layers
grey, Bivalve: Cardium
328-500 cm: CLAY
grey

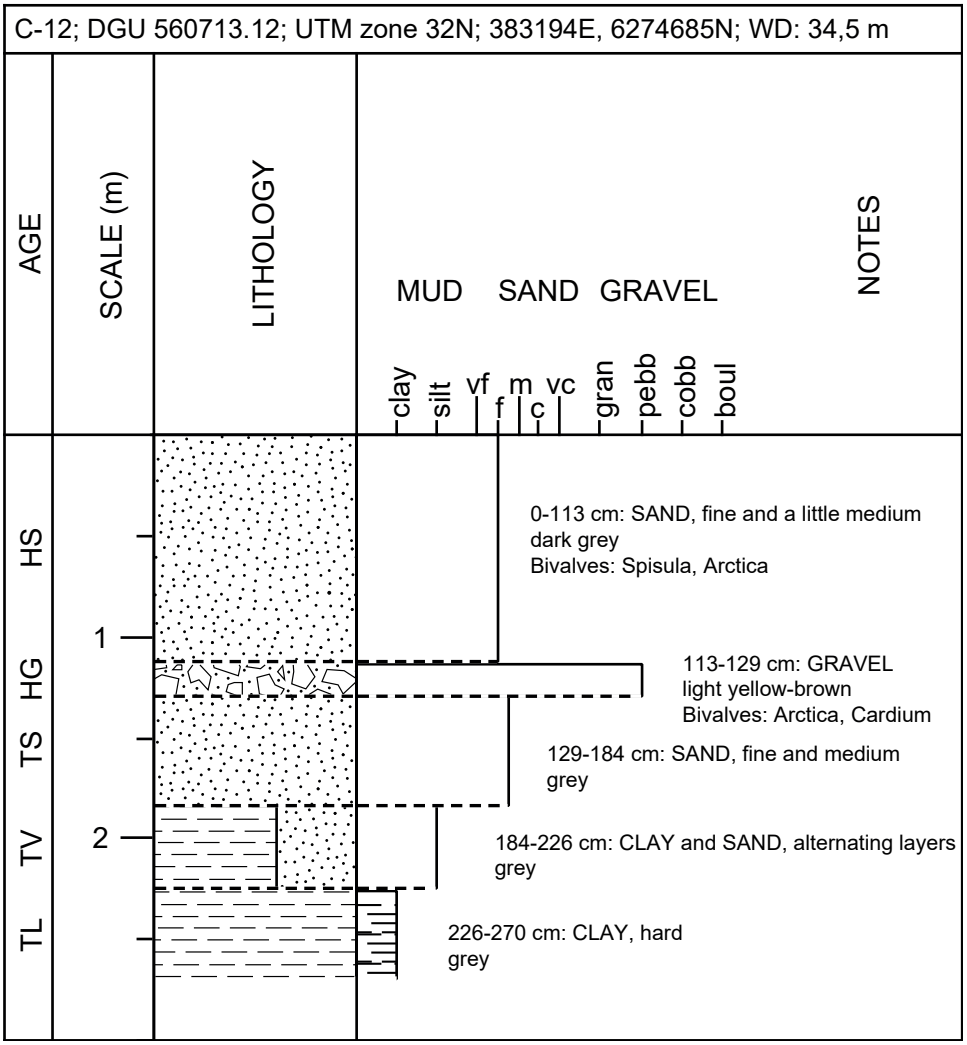
C-12; DGU 560713.12; UTM zone 32N; 383194E, 6274685N; WD: 34,5 m
AGE
SCALE (m)
LITHOLOGY
MUD
SAND
GRAVEL
NOTES
clay
silt
vf
f
m
c
vc
gran
pebb
cobb
boul
HS
HG
TS
TV
TL
1
2
0-113 cm: SAND, fine and a little medium
dark grey
Bivalves: Spisula, Arctica
113-129 cm: GRAVEL
light yellow-brown
Bivalves: Arctica, Cardium
129-184 cm: SAND, fine and medium
grey
184-226 cm: CLAY and SAND, alternating layers
grey
226-270 cm: CLAY, hard
grey

C-13; DGU 560713.13; UTM zone 32N; 385348E, 6273345N; WD: 35 m

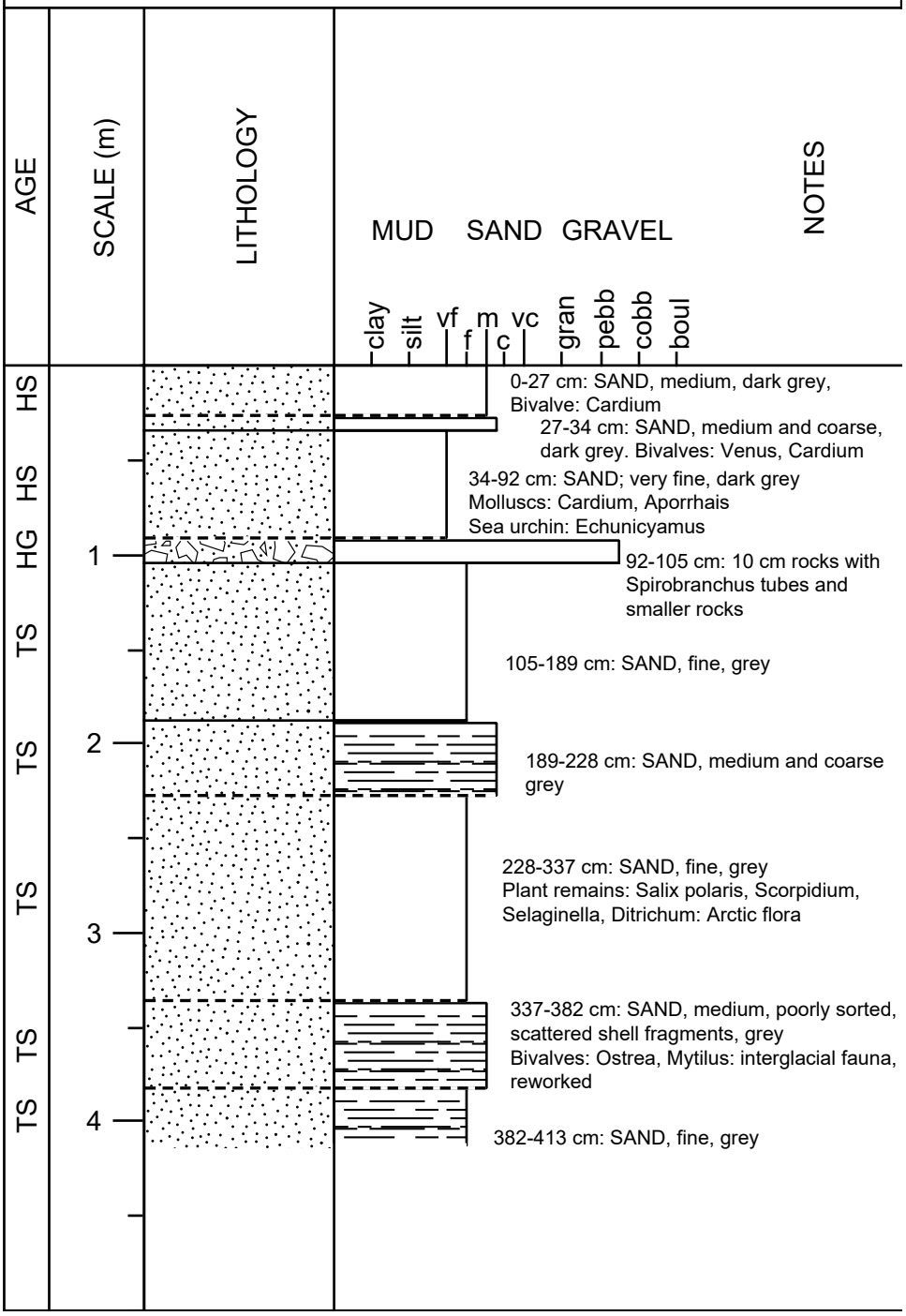

C-16; DGU 560713.14; UTM zone 32N; 383966E, 6276705N; WD: 35 m

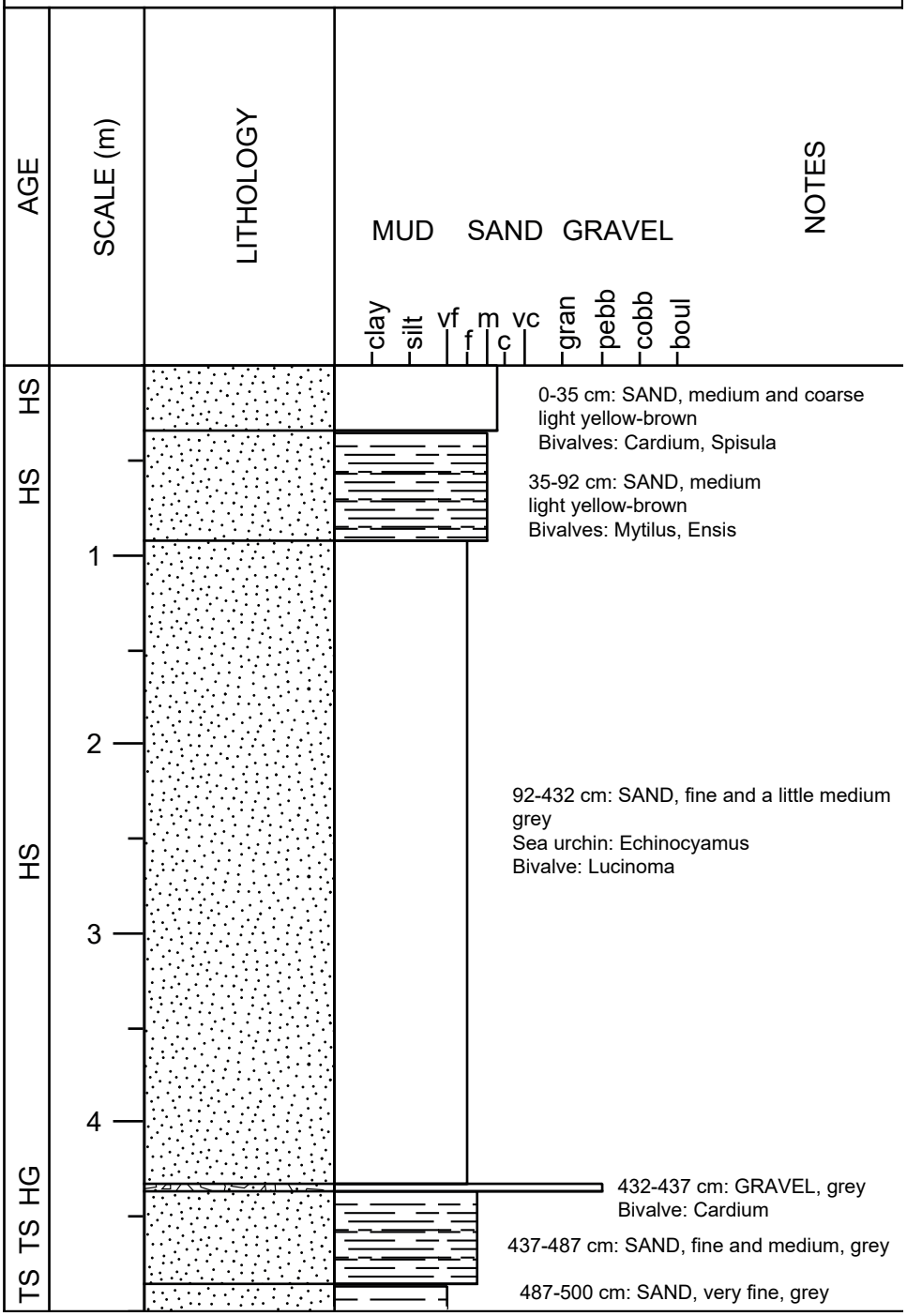

Appendix D3

Vibrocore photos: Area A, B, C

(1 m core sections)


0-0,98
0,98-1,98
1,98-2,98
2,98-3,98
3,98-4,98
4,98-5,98
cm
0
10
20
30
40
50
60
70
80
90
100


0-1,00
1,00-2,00
2,00-3,00
3,00-4,00
4,00-5,00
5,00-6,00
cm
0
10
20
30
40
50
60
70
80
90
100


0-0,27
0,27-1,27
1,27-2,27
2,27-3,27
3,27-4,27
4,27-5,27
cm
0
10
20
30
40
50
60
70
80
90
100


0-0,97
0,97-1,97
1,97-2,97
2,97-3,97
3,97-4,97
4,97-5,97
cm
0
10
20
30
40
50
60
70
80
90
100


0-0,77
0,77-1,77
1,77-2,77
2,77-3,77
3,77-4,77
4,77-5,67
cm
0
10
20
30
40
50
60
70
80
90
100


0-0,80
0,80-1,80
1,80-2,80
2,80-3,80
3,80-4,80
4,80-5,70
cm
0
10
20
30
40
50
60
70
80
90
100


0-1,00
1,00-2,00
2,00-3,00
3,00-4,00
4,00-5,00
5,00-5,65
cm
0
10
20
30
40
50
60
70
80
90
100


0-0,98
0,98-1,98
1,98-2,98
2,98-3,98
3,98-4,98
4,98-5,98
cm
0
10
20
30
40
50
60
70
80
90
100


0-0,40
0,40-1,40
1,40-2,40
2,40-3,40
3,40-4,30
cm
0
10
20
30
40
50
60
70
80
90
100


0-1,00
1,00-2,00
2,00-3,00
3,00-4,00
4,00-4,90
cm
0
10
20
30
40
50
60
70
80
90
100


0-0,44
0,44-1,44
1,44-2,44
2,44-3,44
3,44-4,44
4,44-5,44
cm
0
10
20
30
40
50
60
70
80
90
100


0-0,50
0,50-1,50
1,50-2,50
2,50-3,50
3,50-4,50
4,50-5,50
cm
0
10
20
30
40
50
60
70
80
90
100


0-0,70
0,70-1,70
1,70-2,70
2,70-3,70
3,70-4,70
cm
0
10
20
30
40
50
60
70
80
90
100


0-0,85
0,85-1,85
1,85-2,85
2,85-3,85
3,85-4,85
4,85-5,85
cm
0
10
20
30
40
50
60
70
80
90
100


0-0,87
0,87-1,87
1,87-2,87
2,87-3,87
3,87-4,87
4,87-5,87
cm
0
10
20
30
40
50
60
70
80
90
100


0-0,24
0,24-1,24
1,24-2,24
2,24-3,24
3,24-4,24
4,24-5,24
cm
0
10
20
30
40
50
60
70
80
90
100


0-0,36
0,36-1,36
1,36-2,36
2,36-3,36
3,36-4,36
4,36-5,36
cm
0
10
20
30
40
50
60
70
80
90
100


0-1,00
1,00-2,00
2,00-3,00
3,00-4,00
cm
0
10
20
30
40
50
60
70
80
90
100

A-40


0-0,70
0,70-1,70
1,70-2,70
2,70-3,70
3,70-4,70
cm
0
10
20
30
40
50
60
70
80
90
100


0-0,84
0,84-1,84
1,84-2,84
2,84-3,84
3,84-4,84
4,84-5,84
cm
0
10
20
30
40
50
60
70
80
90
100


0-1,00
1,00-2,00
2,00-3,00
3,00-4,00
4,00-5,00
5,00-6,00
cm
0
10
20
30
40
50
60
70
80
90
100


0-0,47
0,47-1,47
1,47-2,47
2,47-3,47
3,47-3,69
cm
0
10
20
30
40
50
60
70
80
90
100


0-0,79
0,79-1,79
1,79-2,79
2,79-3,79
3,79-4,79
4,79-5,79
cm
0
10
20
30
40
50
60
70
80
90
100


0-0,70
0,70-1,70
1,70-2,70
2,70-3,70
3,70-4,70
cm
0
10
20
30
40
50
60
70
80
90
100

A-50


0-1,00
1,00-2,00
2,00-3,00
3,00-4,00
4,00-4,08
cm
0
10
20
30
40
50
60
70
80
90
100


0-0,89
0,89-1,89
1,89-2,89
2,89-3,89
3,89-4,89
4,89-5,89
cm
0
10
20
30
40
50
60
70
80
90
100


0-0,70
0,70-1,70
1,70-2,70
2,70-3,70
3,70-4,70
cm
0
10
20
30
40
50
60
70
80
90
100


0-0,92
0,92-1,92
1,92-2,92
2,92-3,92
3,92-4,92
4,92-5,68
cm
0
10
20
30
40
50
60
70
80
90
100

A-56




0-0,67
0,67-1,67
1,67-2,67
2,67-3,67
cm
0
10
20
30
40
50
60
70
80
90
100

B-1



B-2


0-0,60
0,60-1,60
1,60-2,60
2,60-3,60
3,60-4,60
4,60-5,60
cm
0
10
20
30
40
50
60
70
80
90
100

B-4



B-5


0-0,50
0,50-1,50
1,50-2,50
2,50-3,50
3,50-4,50
4,50-5,30
cm
0
10
20
30
40
50
60
70
80
90
100

B-11


0-0,61
0,61-1,61
1,61-2,61
2,61-3,61
3,61-4,61
cm
0
10
20
30
40
50
60
70
80
90
100

B-14


0-0,86
0,86-1,86
1,86-2,86
2,86-3,86
3,86-4,86
4,86-5,86
cm
0
10
20
30
40
50
60
70
80
90
100

B-16


0-0,49
0,49-1,49
1,49-2,49
2,49-3,49
3,49-4,49
4,49-5,49
cm
0
10
20
30
40
50
60
70
80
90
100

B-17


0-0,56
0,56-1,56
1,56-2,56
2,56-3,56
3,56-4,56
4,56-5,46
cm
0
10
20
30
40
50
60
70
80
90
100

B-18


0-1,00
1,00-2,00
2,00-3,00
3,00-4,00
4,00-5,00
5,00-6,00
cm
0
10
20
30
40
50
60
70
80
90
100

B-19


0-0,34
0,34-1,34
1,34-2,34
2,34-3,34
3,34-4,34
4,34-5,34
cm
0
10
20
30
40
50
60
70
80
90
100

B-20


0-0,99
0,99-1,99
1,99-2,99
2,99-3,99
3,99-4,99
4,99-5,99
cm
0
10
20
30
40
50
60
70
80
90
100

B-23


0-0,17
0,17-1,17
1,17-2,17
2,17-3,17
3,17-4,17
4,17-5,17
cm
0
10
20
30
40
50
60
70
80
90
100

B-26


0-0,15
0,15-1,15
1,15-2,15
2,15-3,15
3,15-4,15
cm
0
10
20
30
40
50
60
70
80
90
100

B-28


0-0,76
0,76-1,76
1,76-2,76
2,76-3,76
3,76-4,76
cm
0
10
20
30
40
50
60
70
80
90
100

B-29


0-0,72
0,72-1,72
1,72-2,72
2,72-3,72
3,72-4,72
cm
0
10
20
30
40
50
60
70
80
90
100

C-1



C-3


0-0,95
0,95-1,95
1,95-2,95
2,95-3,95
3,95-4,95
cm
0
10
20
30
40
50
60
70
80
90
100

C-5


0-0,34
0,34-1,34
1,34-2,34
2,34-3,34
3,34-4,34
cm
0
10
20
30
40
50
60
70
80
90
100

C-6


0-0,48
0,48-1,48
1,48-2,48
2,48-3,48
3,48-4,48
cm
0
10
20
30
40
50
60
70
80
90
100


0-0,65
0,65-1,65
1,65-2,65
2,65-3,65
3,65-4,65
4,65-5,65
cm
0
10
20
30
40
50
60
70
80
90
100

C-9


0-0,66
0,66-1,66
1,66-2,66
2,66-3,66
3,66-4,66
cm
0
10
20
30
40
50
60
70
80
90
100

C-10



C-11


0-1,00
1,00-2,00
2,00-3,00
3,00-4,00
4,00-5,00
cm
0
10
20
30
40
50
60
70
80
90
100

C-12



C-13


0-0,13
0,13-1,13
1,13-2,13
2,13-3,13
3,13-4,13
cm
0
10
20
30
40
50
60
70
80
90
100

C-16


0-1,00
1,00-2,00
2,00-3,00
3,00-4,00
4,00-5,00
cm
0
10
20
30
40
50
60
70
80
90
100

Appendix D4

Grain size analysis results: Area A, B, C

Grain Size Distribution
Geotechnical

Sample Id: A2 0-40
Lab. Id: 220461
Projekt Energistyrelsen
Subject: A2
Date: 13-06-2022
Executed: PS/CRL
Remarks:

GEUS

Total Weight 102,2 g

Size Fractions

Sieve Analysis

	Size mm	Size Φ	Weight g	Weight %	Cumulated amount passing %
Gravel	16,00	-4,00	0,00	0,00	100,00
	8,00	-3,00	0,00	0,00	100,00
	4,00	-2,00	0,00	0,00	100,00
	2,80	-1,49	0,01	0,01	99,99
	2,00	-1,00	0,26	0,25	99,74
Sand	1,40	-0,49	0,28	0,27	99,46
	1,00	0,00	1,91	1,87	97,59
	0,710	0,49	5,93	5,80	91,79
	0,500	1,00	23,02	22,52	69,27
	0,355	1,49	30,71	30,05	39,22
	0,250	2,00	21,46	21,00	18,22
	0,180	2,47	12,37	12,10	6,12
	0,125	3,00	5,03	4,92	1,19
	0,090	3,47	0,36	0,35	0,84
	0,075	3,74	0,01	0,01	0,83
	0,063	3,99	0,01	0,01	0,82
	< 0,063	> 3,99	0,84	0,82	0,00

Size Classes (DGF-Bulletin 1 1988)

		Weight %
Silt and clay	(< 0,063 mm):	0,82
Sand, fine	(0,063 mm - 0,200 mm):	8,75
Sand, medium	(0,2 mm - 0,6 mm):	70,42
Sand, coarse	(0,6 mm - 2 mm):	19,74
Gravel	(> 2 mm):	0,26
Sum:		100,00

Moments Measures (Folk and Wards)

Percentile Amount in sieve	Percentile Amount passing	d(mm)	Φ
5%	95%	0,87	0,20
16%	84%	0,64	0,65
25%	75%	0,55	0,85
40%	60%	0,46	1,14
Median 50%	50%	0,41	1,30
75%	25%	0,28	1,82
84%	16%	0,24	2,08
90%	10%	0,20	2,30
95%	5%	0,17	2,58

Moments Statistics

Mean	1,34
Sorting	0,72
Skewness	0,09
Kurtosis	1,01
Uniformity Coefficient	2,25

The analysis is executed according to DS 405.9 extended by sieves to the ½ phi scale

Size Classes and Percentiles are found by linear interpolation

Formulas

Mean (ϕ16%+ϕ84%+ϕ50%) / 3 (Folk and Ward 1957)

Sorting (ϕ84%-ϕ16%) / 4 + (ϕ95%-ϕ5%) / 6,6 (Folk and Ward 1957)

Kurtosis (ϕ95% - ϕ5%) / (2,44 * (ϕ75% - ϕ25%)) (Folk and Ward 1957)

Skewness (ϕ16%+ϕ84% - 2*ϕ50%) / (2*(ϕ84%-ϕ16%)) + (ϕ5%+ϕ95% - 2*ϕ50%) / (2*(ϕ95%-ϕ5%)) (Folk and Ward 1957)

Uniformity Coefficient (d60% / d10%) (dgf-Bulletin 1988)

Mean, sorting, skewness and kurtosis are based on "Amount in sieve". Uniformity coefficient is based on "Amount passing".

Øster Voldgade 10 1350 København K
Tel.: +45 38 14 20 00 Telefax: +45 38 14 20 50
Email: GEUS@geus.dk
www.geus.dk

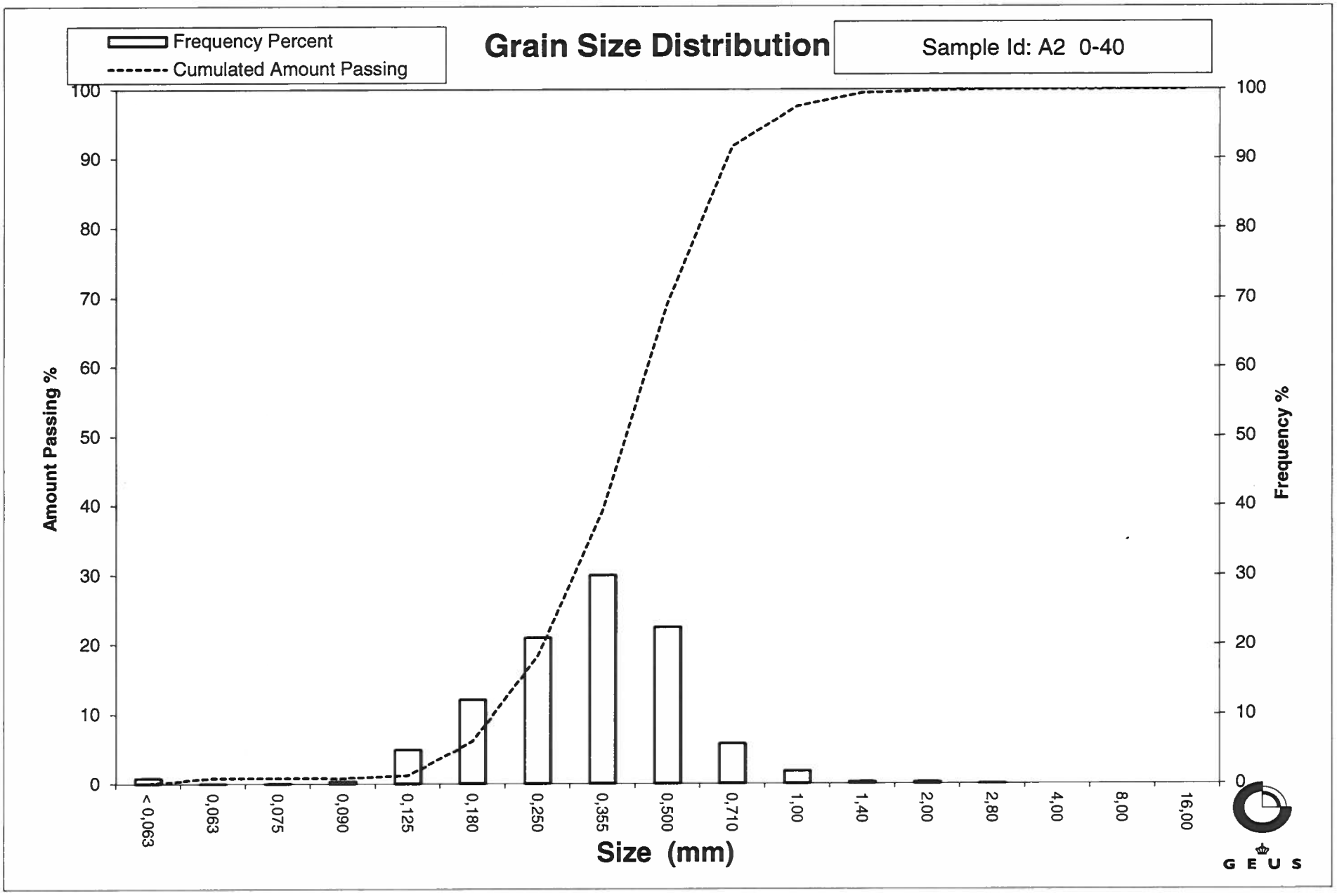
Frequency Percent
Cumulated Amount Passing
Grain Size Distribution
Sample Id: A2 0-40
Amount Passing %
Frequency %
100
90
80
70
60
50
40
30
20
10
0
< 0,063
0,063
0,075
0,090
0,125
0,180
0,250
0,355
0,500
0,710
1,00
1,40
2,00
2,80
4,00
8,00
16,00
Size (mm)
GEUS

Grain Size Distribution
Geotechnical

Sample Id: A2 50-100
Lab. Id: 220462
Projekt Energistyrelsen
Subject: A2
Date: 13-06-2022
Executed: PS/CRL
Remarks: > 4mm består af skaller

GEUS

Total Weight 106,96 g

Size Fractions

Sieve Analysis

	Size mm	Size Φ	Weight g	Weight %	Cumulated amount passing %
Gravel	16,00	-4,00	0,00	0,00	100,00
	8,00	-3,00	0,00	0,00	100,00
	4,00	-2,00	0,17	0,16	99,84
	2,80	-1,49	0,00	0,00	99,84
	2,00	-1,00	0,06	0,06	99,78
Sand	1,40	-0,49	0,26	0,24	99,54
	1,00	0,00	1,24	1,16	98,38
	0,710	0,49	4,25	3,97	94,41
	0,500	1,00	18,97	17,74	76,67
	0,355	1,49	30,11	28,15	48,52
	0,250	2,00	30,00	28,05	20,47
	0,180	2,47	15,80	14,77	5,70
	0,125	3,00	4,91	4,59	1,11
	0,090	3,47	0,39	0,36	0,75
	0,075	3,74	0,00	0,00	0,75
	0,063	3,99	0,00	0,00	0,75
	< 0,063	> 3,99	0,80	0,75	0,00

Size Classes (DGF-Bulletin 1 1988)

		Weight %
Silt and clay	(< 0,063 mm):	0,75
Sand, fine	(0,063 mm - 0,200 mm):	9,18
Sand, medium	(0,2 mm - 0,6 mm):	75,20
Sand, coarse	(0,6 mm - 2 mm):	14,67
Gravel	(> 2 mm):	0,22
Sum:		100,00

Moments Measures (Folk and Wards)

Percentile Amount in sieve	Percentile Amount passing	d(mm)	Φ
5%	95%	0,75	0,41
16%	84%	0,59	0,77
25%	75%	0,49	1,03
40%	60%	0,41	1,27
Median 50%	50%	0,36	1,46
75%	25%	0,27	1,91
84%	16%	0,23	2,13
90%	10%	0,20	2,32
95%	5%	0,17	2,54

Moments Statistics

Mean	1,45
Sorting	0,66
Skewness	-0,01
Kurtosis	0,99
Uniformity Coefficient	2,07

The analysis is executed according to DS 405.9 extended by sieves to the ½ phi scale

Size Classes and Percentiles are found by linear interpolation

Formulas

Mean (ϕ16%+ϕ84%+ϕ50%) / 3 (Folk and Ward 1957)

Sorting (ϕ84%-ϕ16%) / 4 + (ϕ95%-ϕ5%) / 6,6 (Folk and Ward 1957)

Kurtosis (ϕ95% - ϕ5%) / (2,44 * (ϕ75% - ϕ25%)) (Folk and Ward 1957)

Skewness (ϕ16%+ϕ84% - 2*ϕ50%) / (2*(ϕ84%-ϕ16%)) + (ϕ5%+ϕ95% - 2*ϕ50%) / (2*(ϕ95%-ϕ5%)) (Folk and Ward 1957)

Uniformity Coefficient (d60% / d10%) (dgf-Bulletin 1988)

Mean, sorting, skewness and kurtosis are based on "Amount in sieve". Uniformity coefficient is based on "Amount passing".

Øster Voldgade 10 1350 København K
Tel.: +45 38 14 20 00 Telefax: +45 38 14 20 50
Email: GEUS@geus.dk
www.geus.dk

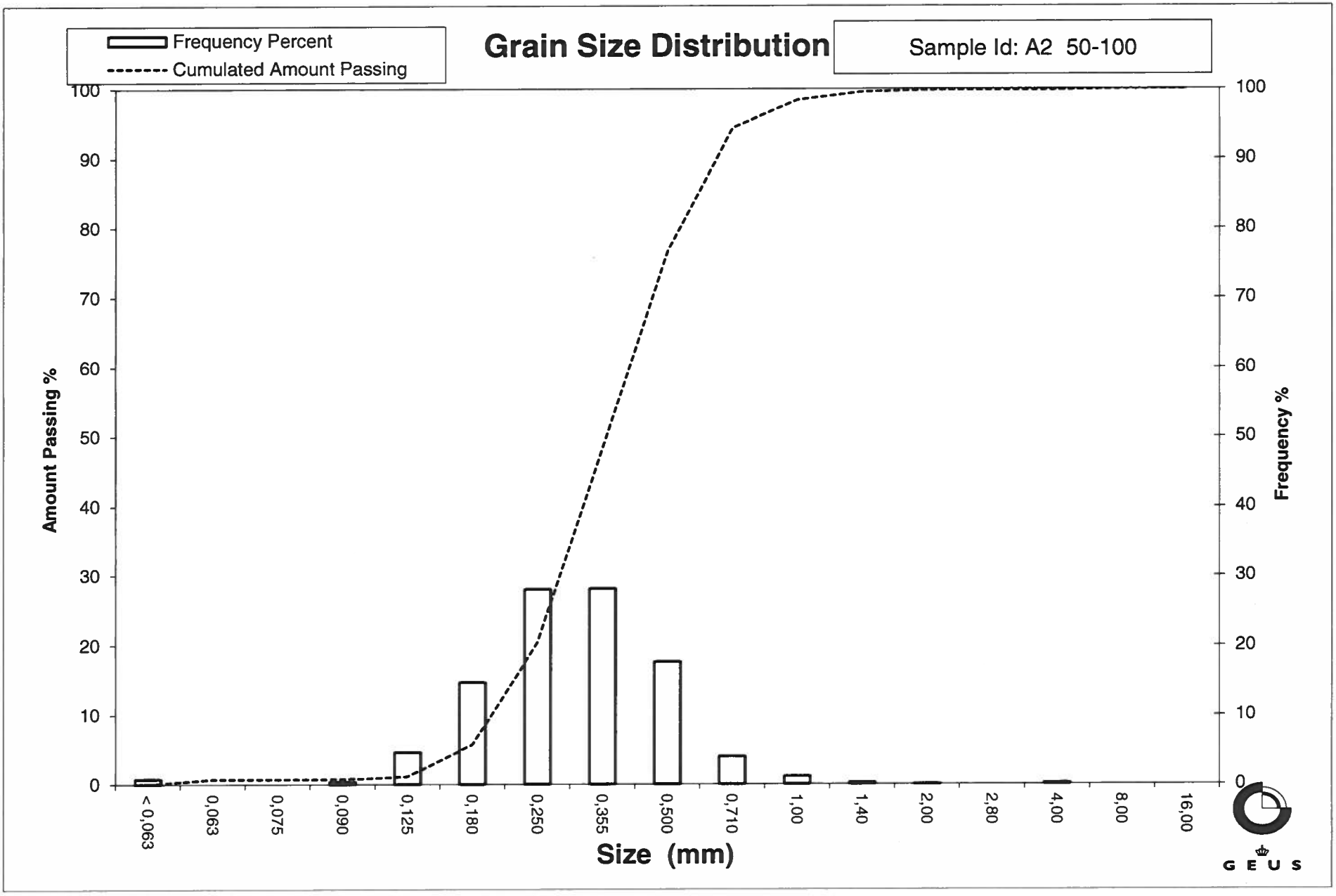
Frequency Percent
Cumulated Amount Passing
Grain Size Distribution
Sample Id: A2 50-100
Amount Passing %
Frequency %
100
90
80
70
60
50
40
30
20
10
0
< 0,063
0,063
0,075
0,090
0,125
0,180
0,250
0,355
0,500
0,710
1,00
1,40
2,00
2,80
4,00
8,00
16,00
Size (mm)
GEUS

Grain Size Distribution
Geotechnical

Sample Id: A2 150-200
Lab. Id: 220463
Projekt Energistyrelsen
Subject: A2
Date: 13-06-2022
Executed: PS/CRL
Remarks:

GEUS

Total Weight 104,42 g

Size Fractions

Sieve Analysis

	Size mm	Size Φ	Weight g	Weight %	Cumulated amount passing %
Gravel	16,00	-4,00	0,00	0,00	100,00
	8,00	-3,00	0,00	0,00	100,00
	4,00	-2,00	0,00	0,00	100,00
	2,80	-1,49	0,00	0,00	100,00
	2,00	-1,00	0,00	0,00	100,00
Sand	1,40	-0,49	0,03	0,03	99,97
	1,00	0,00	0,18	0,17	99,80
	0,710	0,49	1,14	1,09	98,71
	0,500	1,00	8,31	7,96	90,75
	0,355	1,49	20,09	19,24	71,51
	0,250	2,00	27,12	25,97	45,54
	0,180	2,47	34,35	32,90	12,64
	0,125	3,00	9,90	9,48	3,16
	0,090	3,47	1,04	1,00	2,16
	0,075	3,74	0,09	0,09	2,08
	0,063	3,99	0,18	0,17	1,91
	< 0,063	> 3,99	1,99	1,91	0,00

Size Classes (DGF-Bulletin 1 1988)

		Weight %
Silt and clay	(< 0,063 mm):	1,91
Sand, fine	(0,063 mm - 0,200 mm):	20,13
Sand, medium	(0,2 mm - 0,6 mm):	72,50
Sand, coarse	(0,6 mm - 2 mm):	5,46
Gravel	(> 2 mm):	0,00
Sum:		100,00

Moments Measures (Folk and Wards)

Percentile Amount in sieve	Percentile Amount passing	d(mm)	Φ
5%	95%	0,61	0,71
16%	84%	0,45	1,15
25%	75%	0,38	1,39
40%	60%	0,31	1,70
Median 50%	50%	0,27	1,90
75%	25%	0,21	2,28
84%	16%	0,19	2,42
90%	10%	0,16	2,60
95%	5%	0,14	2,88

Moments Statistics

Mean	1,82
Sorting	0,65
Skewness	-0,14
Kurtosis	1,01
Uniformity Coefficient	1,87

The analysis is executed according to DS 405.9 extended by sieves to the ½ phi scale

Size Classes and Percentiles are found by linear interpolation

Formulas

Mean (ϕ16%+ϕ84%+ϕ50%) / 3 (Folk and Ward 1957)

Sorting (ϕ84%-ϕ16%) / 4 + (ϕ95%-ϕ5%) / 6,6 (Folk and Ward 1957)

Kurtosis (ϕ95% - ϕ5%) / (2,44 * (ϕ75% - ϕ25%)) (Folk and Ward 1957)

Skewness (ϕ16%+ϕ84% - 2*ϕ50%) / (2*(ϕ84%-ϕ16%)) + (ϕ5%+ϕ95% - 2*ϕ50%) / (2*(ϕ95%-ϕ5%)) (Folk and Ward 1957)

Uniformity Coefficient (d60% / d10%) (dgf-Bulletin 1988)

Mean, sorting, skewness and kurtosis are based on "Amount in sieve". Uniformity coefficient is based on "Amount passing".

Øster Voldgade 10 1350 København K
Tel.: +45 38 14 20 00 Telefax: +45 38 14 20 50
Email: GEUS@geus.dk
www.geus.dk

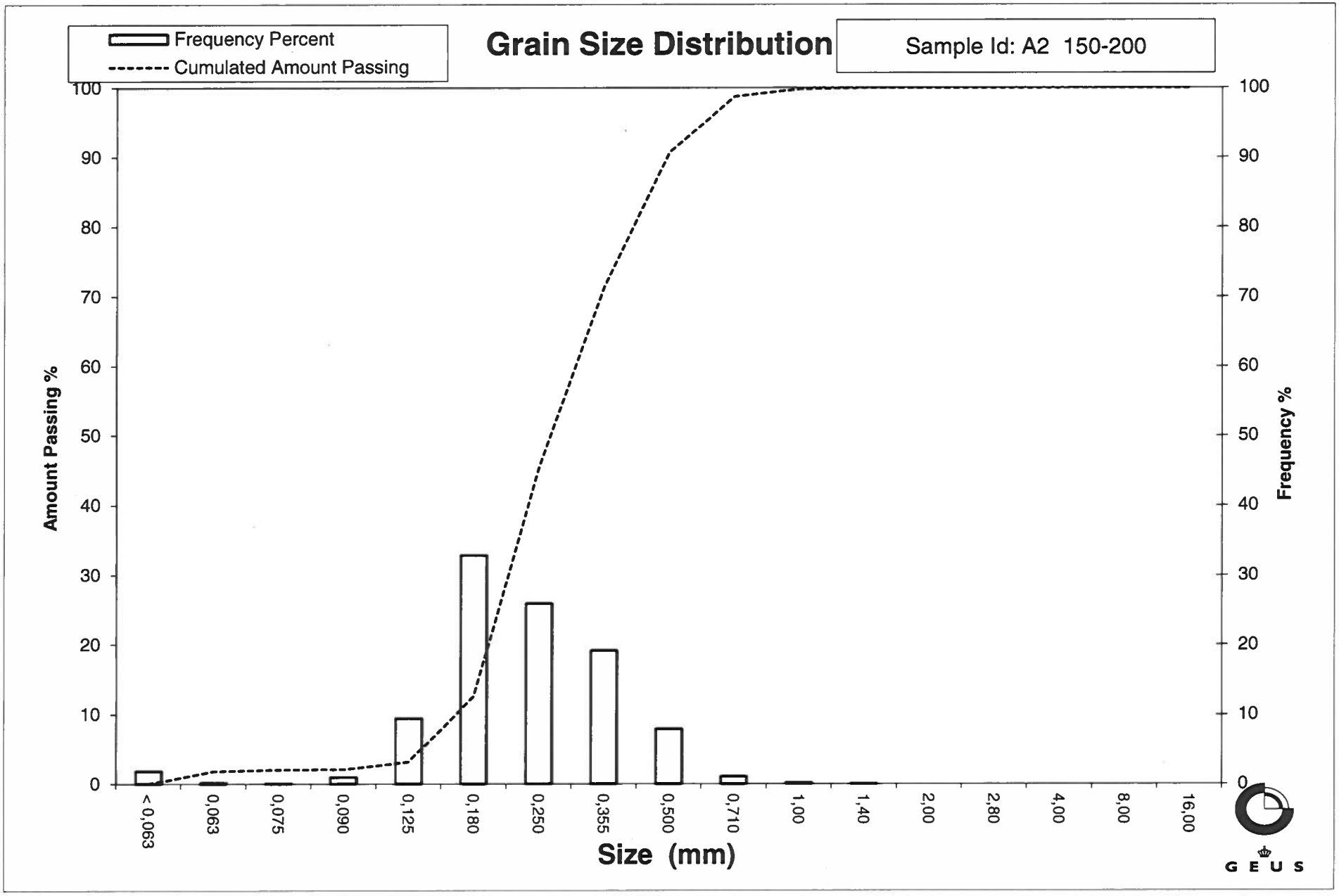
Frequency Percent
Cumulated Amount Passing
Grain Size Distribution
Sample Id: A2 150-200
Amount Passing %
Frequency %
100
90
80
70
60
50
40
30
20
10
0
< 0,063
0,063
0,075
0,090
0,125
0,180
0,250
0,355
0,500
0,710
1,00
1,40
2,00
2,80
4,00
8,00
16,00
Size (mm)
GEUS

Grain Size Distribution
Geotechnical

Sample Id: A2 250-300
Lab. Id: 220464
Projekt Energistyrelsen
Subject: A2
Date: 13-06-2022
Executed: PS/CRL
Remarks:

GEUS

Total Weight 103,05 g

Size Fractions

Sieve Analysis

	Size mm	Size Φ	Weight g	Weight %	Cumulated amount passing %
Gravel	16,00	-4,00	0,00	0,00	100,00
	8,00	-3,00	0,00	0,00	100,00
	4,00	-2,00	0,00	0,00	100,00
	2,80	-1,49	0,00	0,00	100,00
	2,00	-1,00	0,00	0,00	100,00
Sand	1,40	-0,49	0,01	0,01	99,99
	1,00	0,00	0,14	0,14	99,85
	0,710	0,49	1,02	0,99	98,86
	0,500	1,00	4,26	4,13	94,73
	0,355	1,49	8,79	8,53	86,20
	0,250	2,00	15,81	15,34	70,86
	0,180	2,47	28,84	27,99	42,87
	0,125	3,00	36,62	35,54	7,34
	0,090	3,47	5,06	4,91	2,43
	0,075	3,74	0,37	0,36	2,07
	0,063	3,99	0,27	0,26	1,80
	< 0,063	> 3,99	1,86	1,80	0,00

Size Classes (DGF-Bulletin 1 1988)

		Weight %
Silt and clay	(< 0,063 mm):	1,80
Sand, fine	(0,063 mm - 0,200 mm):	49,06
Sand, medium	(0,2 mm - 0,6 mm):	45,83
Sand, coarse	(0,6 mm - 2 mm):	3,30
Gravel	(> 2 mm):	0,00
Sum:		100,00

Moments Measures (Folk and Wards)

Percentile Amount in sieve	Percentile Amount passing	d(mm)	Φ
5%	95%	0,51	0,96
16%	84%	0,34	1,56
25%	75%	0,28	1,85
40%	60%	0,22	2,17
Median 50%	50%	0,20	2,34
75%	25%	0,15	2,71
84%	16%	0,14	2,85
90%	10%	0,13	2,95
95%	5%	0,11	3,21

Moments Statistics

Mean	2,25
Sorting	0,66
Skewness	-0,22
Kurtosis	1,06
Uniformity Coefficient	1,73

The analysis is executed according to DS 405.9 extended by sieves to the ½ phi scale

Size Classes and Percentiles are found by linear interpolation

Formulas

Mean (ϕ16%+ϕ84%+ϕ50%) / 3 (Folk and Ward 1957)

Sorting (ϕ84%-ϕ16%) / 4 + (ϕ95%-ϕ5%) / 6,6 (Folk and Ward 1957)

Kurtosis (ϕ95% - ϕ5%) / (2,44 * (ϕ75% - ϕ25%)) (Folk and Ward 1957)

Skewness (ϕ16%+ϕ84% - 2*ϕ50%) / (2*(ϕ84%-ϕ16%)) + (ϕ5%+ϕ95% - 2*ϕ50%) / (2*(ϕ95%-ϕ5%)) (Folk and Ward 1957)

Uniformity Coefficient (d60% / d10%) (dgf-Bulletin 1988)

Mean, sorting, skewness and kurtosis are based on "Amount in sieve". Uniformity coefficient is based on "Amount passing".

Øster Voldgade 10 1350 København K
Tel.: +45 38 14 20 00 Telefax: +45 38 14 20 50
Email: GEUS@geus.dk
www.geus.dk

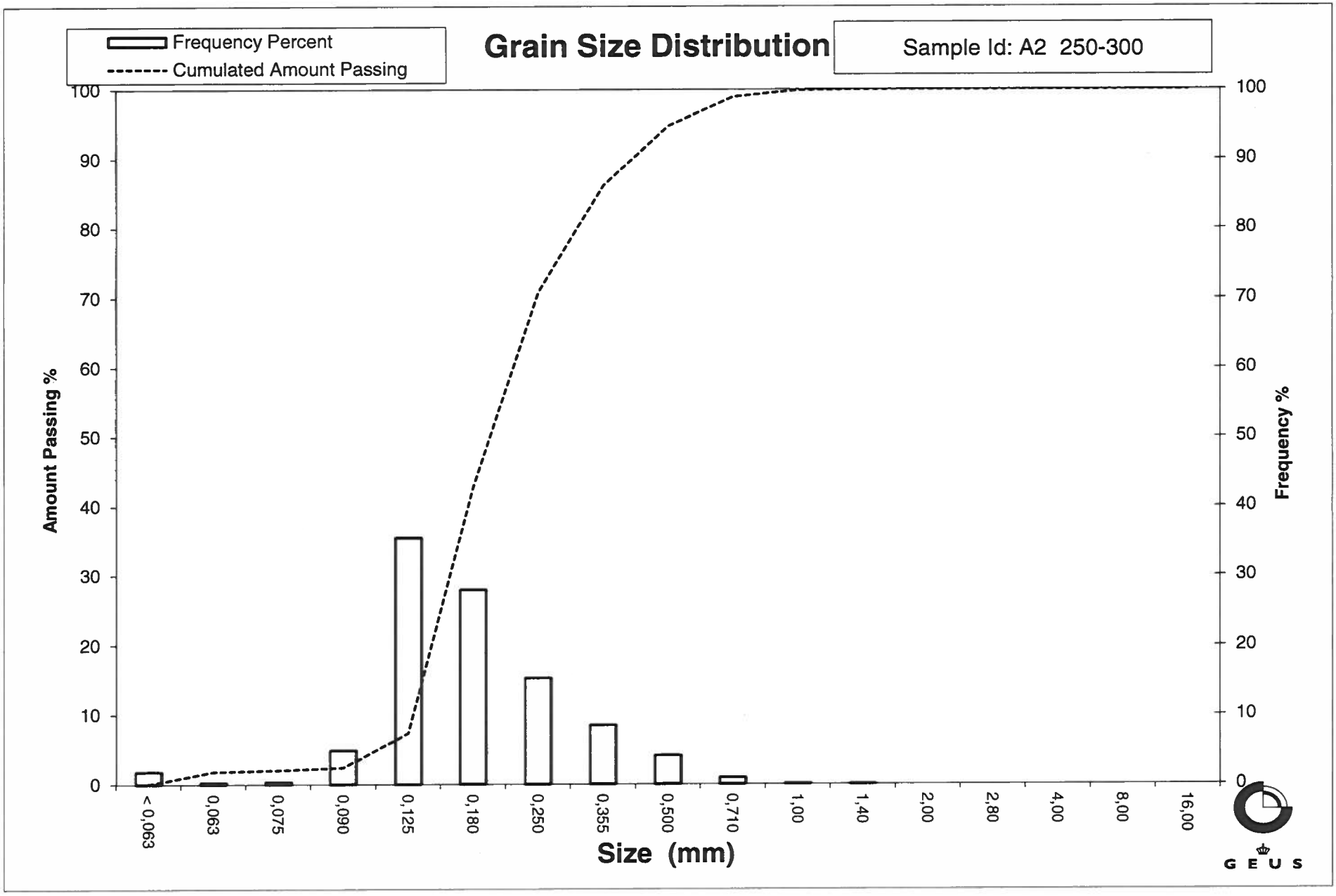
Frequency Percent
Cumulated Amount Passing
Grain Size Distribution
Sample Id: A2 250-300
Amount Passing %
Frequency %
100
90
80
70
60
50
40
30
20
10
0
< 0,063
0,063
0,075
0,090
0,125
0,180
0,250
0,355
0,500
0,710
1,00
1,40
2,00
2,80
4,00
8,00
16,00
Size (mm)
GEUS

Grain Size Distribution
Geotechnical

Sample Id: A3 25-55
Lab. Id: 220465
Projekt Energistyrelsen
Subject: A3
Date: 13-06-2022
Executed: PS/CRL
Remarks: > 4mm består af skaller

GEUS

Total Weight 108,37 g

Size Fractions

Sieve Analysis

	Size mm	Size Φ	Weight g	Weight %	Cumulated amount passing %
Gravel	16,00	-4,00	0,00	0,00	100,00
	8,00	-3,00	0,00	0,00	100,00
	4,00	-2,00	0,09	0,08	99,92
	2,80	-1,49	0,50	0,46	99,46
	2,00	-1,00	1,79	1,65	97,80
Sand	1,40	-0,49	5,15	4,75	93,05
	1,00	0,00	12,71	11,73	81,32
	0,710	0,49	16,21	14,96	66,37
	0,500	1,00	18,05	16,66	49,71
	0,355	1,49	16,23	14,98	34,73
	0,250	2,00	15,41	14,22	20,51
	0,180	2,47	14,33	13,22	7,29
	0,125	3,00	6,56	6,05	1,24
	0,090	3,47	0,45	0,42	0,82
	0,075	3,74	0,05	0,05	0,78
	0,063	3,99	0,05	0,05	0,73
	< 0,063	> 3,99	0,79	0,73	0,00

Size Classes (DGF-Bulletin 1 1988)

		Weight %
Silt and clay	(< 0,063 mm):	0,73
Sand, fine	(0,063 mm - 0,200 mm):	10,34
Sand, medium	(0,2 mm - 0,6 mm):	46,57
Sand, coarse	(0,6 mm - 2 mm):	40,16
Gravel	(> 2 mm):	2,20
Sum:		100,00

Moments Measures (Folk and Wards)

Percentile Amount in sieve	Percentile Amount passing	d(mm)	Φ
5%	95%	1,65	-0,72
16%	84%	1,09	-0,13
25%	75%	0,88	0,19
40%	60%	0,63	0,67
Median 50%	50%	0,50	0,99
75%	25%	0,28	1,82
84%	16%	0,23	2,14
90%	10%	0,19	2,36
95%	5%	0,16	2,65

Moments Statistics

Mean	1,00
Sorting	1,08
Skewness	0,00
Kurtosis	0,85
Uniformity Coefficient	3,24

The analysis is executed according to DS 405.9 extended by sieves to the ½ phi scale

Size Classes and Percentiles are found by linear interpolation

Formulas

Mean (ϕ16%+ϕ84%+ϕ50%) / 3 (Folk and Ward 1957)

Sorting (ϕ84%-ϕ16%) / 4 + (ϕ95%-ϕ5%) / 6,6 (Folk and Ward 1957)

Kurtosis (ϕ95% - ϕ5%) / (2,44 * (ϕ75% - ϕ25%)) (Folk and Ward 1957)

Skewness (ϕ16%+ϕ84% - 2*ϕ50%) / (2*(ϕ84%-ϕ16%)) + (ϕ5%+ϕ95% - 2*ϕ50%) / (2*(ϕ95%-ϕ5%)) (Folk and Ward 1957)

Uniformity Coefficient (d60% / d10%) (dgf-Bulletin 1988)

Mean, sorting, skewness and kurtosis are based on "Amount in sieve". Uniformity coefficient is based on "Amount passing".

Øster Voldgade 10 1350 København K
Tel.: +45 38 14 20 00 Telefax: +45 38 14 20 50
Email: GEUS@geus.dk
www.geus.dk

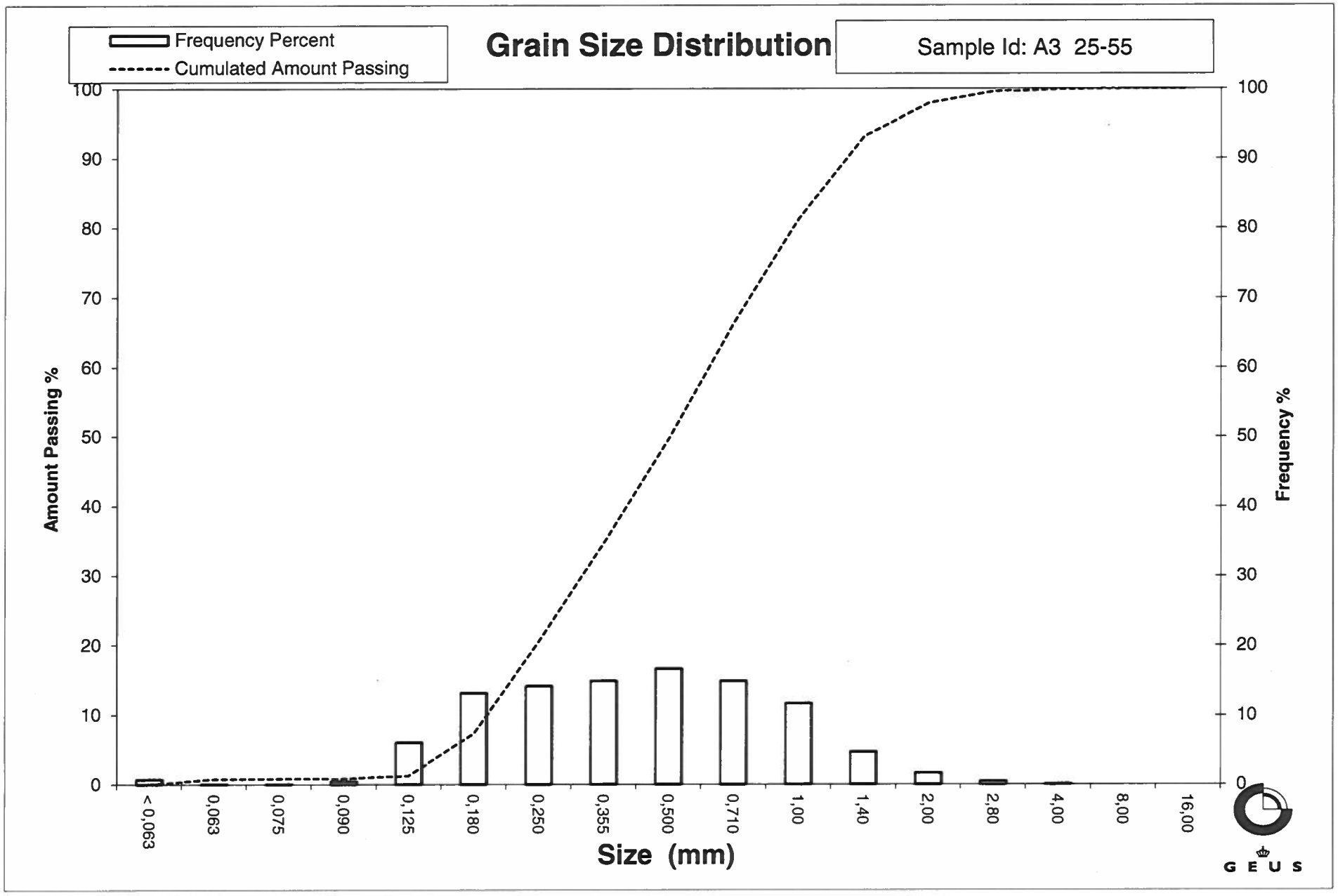
Frequency Percent
Cumulated Amount Passing
Grain Size Distribution
Sample Id: A3 25-55
Amount Passing %
Frequency %
100
90
80
70
60
50
40
30
20
10
0
< 0,063
0,063
0,075
0,090
0,125
0,180
0,250
0,355
0,500
0,710
1,00
1,40
2,00
2,80
4,00
8,00
16,00
Size (mm)
GEUS

Grain Size Distribution
Geotechnical

Sample Id: A3 60-100
Lab. Id: 220466
Projekt Energistyrelsen
Subject: A3
Date: 13-06-2022
Executed: PS/CRL
Remarks:

GEUS

Total Weight 94,82 g

Size Fractions

Sieve Analysis

	Size mm	Size Φ	Weight g	Weight %	Cumulated amount passing %
Gravel	16,00	-4,00	0,00	0,00	100,00
	8,00	-3,00	0,00	0,00	100,00
	4,00	-2,00	0,00	0,00	100,00
	2,80	-1,49	0,01	0,01	99,99
	2,00	-1,00	0,01	0,01	99,98
Sand	1,40	-0,49	0,06	0,06	99,92
	1,00	0,00	0,22	0,23	99,68
	0,710	0,49	0,50	0,53	99,16
	0,500	1,00	1,97	2,08	97,08
	0,355	1,49	2,30	2,43	94,65
	0,250	2,00	9,50	10,02	84,63
	0,180	2,47	29,88	31,51	53,12
	0,125	3,00	42,20	44,51	8,62
	0,090	3,47	5,57	5,87	2,74
	0,075	3,74	0,45	0,47	2,27
	0,063	3,99	0,50	0,53	1,74
	< 0,063	> 3,99	1,65	1,74	0,00

Size Classes (DGF-Bulletin 1 1988)

		Weight %
Silt and clay	(< 0,063 mm):	1,74
Sand, fine	(0,063 mm - 0,200 mm):	60,39
Sand, medium	(0,2 mm - 0,6 mm):	35,94
Sand, coarse	(0,6 mm - 2 mm):	1,91
Gravel	(> 2 mm):	0,02
Sum:		100,00

Moments Measures (Folk and Wards)

Percentile Amount in sieve	Percentile Amount passing	d(mm)	Φ
5%	95%	0,38	1,41
16%	84%	0,25	2,01
25%	75%	0,23	2,13
40%	60%	0,20	2,36
Median 50%	50%	0,18	2,51
75%	25%	0,15	2,78
84%	16%	0,13	2,90
90%	10%	0,13	2,98
95%	5%	0,10	3,27

Moments Statistics

Mean	2,47
Sorting	0,50
Skewness	-0,15
Kurtosis	1,17
Uniformity Coefficient	1,54

The analysis is executed according to DS 405.9 extended by sieves to the ½ phi scale

Size Classes and Percentiles are found by linear interpolation

Formulas

Mean (ϕ16%+ϕ84%+ϕ50%) / 3 (Folk and Ward 1957)

Sorting (ϕ84%-ϕ16%) / 4 + (ϕ95%-ϕ5%) / 6,6 (Folk and Ward 1957)

Kurtosis (ϕ95% - ϕ5%) / (2,44 * (ϕ75% - ϕ25%)) (Folk and Ward 1957)

Skewness (ϕ16%+ϕ84% - 2*ϕ50%) / (2*(ϕ84%-ϕ16%)) + (ϕ5%+ϕ95% - 2*ϕ50%) / (2*(ϕ95%-ϕ5%)) (Folk and Ward 1957)

Uniformity Coefficient (d60% / d10%) (dgf-Bulletin 1988)

Mean, sorting, skewness and kurtosis are based on "Amount in sieve". Uniformity coefficient is based on "Amount passing".

Øster Voldgade 10 1350 København K
Tel.: +45 38 14 20 00 Telefax: +45 38 14 20 50
Email: GEUS@geus.dk
www.geus.dk

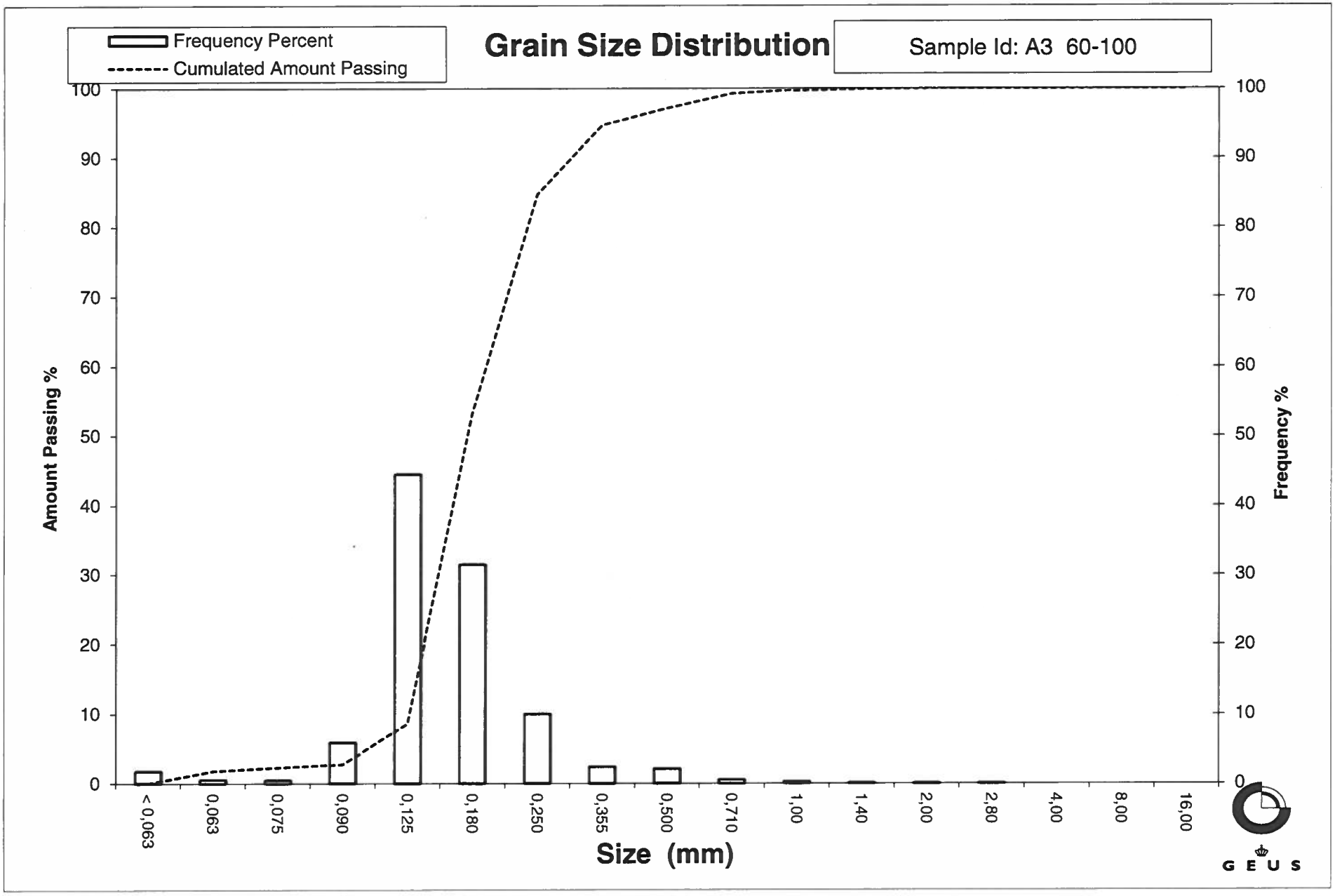
Frequency Percent
Cumulated Amount Passing
Grain Size Distribution
Sample Id: A3 60-100
Amount Passing %
Frequency %
100
90
80
70
60
50
40
30
20
10
0
< 0,063
0,063
0,075
0,090
0,125
0,180
0,250
0,355
0,500
0,710
1,00
1,40
2,00
2,80
4,00
8,00
16,00
Size (mm)
GEUS

Grain Size Distribution
Geotechnical

Sample Id: A3 100-150
Lab. Id: 220417
Projekt Energistyrelsen
Subject: A3
Date: 13-06-2022
Executed: PS/CRL
Remarks: >4mm består af skaller

GEUS

Total Weight 118,96 g

Size Fractions

Sieve Analysis

	Size mm	Size Φ	Weight g	Weight %	Cumulated amount passing %
Gravel	16,00	-4,00	0,00	0,00	100,00
	8,00	-3,00	0,00	0,00	100,00
	4,00	-2,00	0,14	0,12	99,88
	2,80	-1,49	0,00	0,00	99,88
	2,00	-1,00	0,18	0,15	99,73
Sand	1,40	-0,49	0,38	0,32	99,41
	1,00	0,00	1,06	0,89	98,52
	0,710	0,49	1,94	1,63	96,89
	0,500	1,00	6,54	5,50	91,39
	0,355	1,49	8,74	7,35	84,05
	0,250	2,00	25,13	21,12	62,92
	0,180	2,47	41,45	34,84	28,08
	0,125	3,00	28,63	24,07	4,01
	0,090	3,47	2,31	1,94	2,07
	0,075	3,74	0,15	0,13	1,94
	0,063	3,99	0,16	0,13	1,81
	< 0,063	> 3,99	2,15	1,81	0,00

Size Classes (DGF-Bulletin 1 1988)

		Weight %
Silt and clay	(< 0,063 mm):	1,81
Sand, fine	(0,063 mm - 0,200 mm):	36,22
Sand, medium	(0,2 mm - 0,6 mm):	55,98
Sand, coarse	(0,6 mm - 2 mm):	5,72
Gravel	(> 2 mm):	0,27
Sum:		100,00

Moments Measures (Folk and Wards)

Percentile Amount in sieve	Percentile Amount passing	d(mm)	Φ
5%	95%	0,64	0,65
16%	84%	0,35	1,50
25%	75%	0,31	1,69
40%	60%	0,24	2,03
Median 50%	50%	0,22	2,16
75%	25%	0,17	2,53
84%	16%	0,15	2,71
90%	10%	0,14	2,85
95%	5%	0,13	2,97

Moments Statistics

Mean	2,12
Sorting	0,66
Skewness	-0,19
Kurtosis	1,13
Uniformity Coefficient	1,76

The analysis is executed according to DS 405.9 extended by sieves to the ½ phi scale

Size Classes and Percentiles are found by linear interpolation

Formulas

Mean (ϕ16%+ϕ84%+ϕ50%) / 3 (Folk and Ward 1957)

Sorting (ϕ84%-ϕ16%) / 4 + (ϕ95%-ϕ5%) / 6,6 (Folk and Ward 1957)

Kurtosis (ϕ95% - ϕ5%) / (2,44 * (ϕ75% - ϕ25%)) (Folk and Ward 1957)

Skewness (ϕ16%+ϕ84% - 2*ϕ50%) / (2*(ϕ84%-ϕ16%)) + (ϕ5%+ϕ95% - 2*ϕ50%) / (2*(ϕ95%-ϕ5%)) (Folk and Ward 1957)

Uniformity Coefficient (d60% / d10%) (dgf-Bulletin 1988)

Mean, sorting, skewness and kurtosis are based on "Amount in sieve". Uniformity coefficient is based on "Amount passing".

Øster Voldgade 10 1350 København K
Tel.: +45 38 14 20 00 Telefax: +45 38 14 20 50
Email: GEUS@geus.dk
www.geus.dk

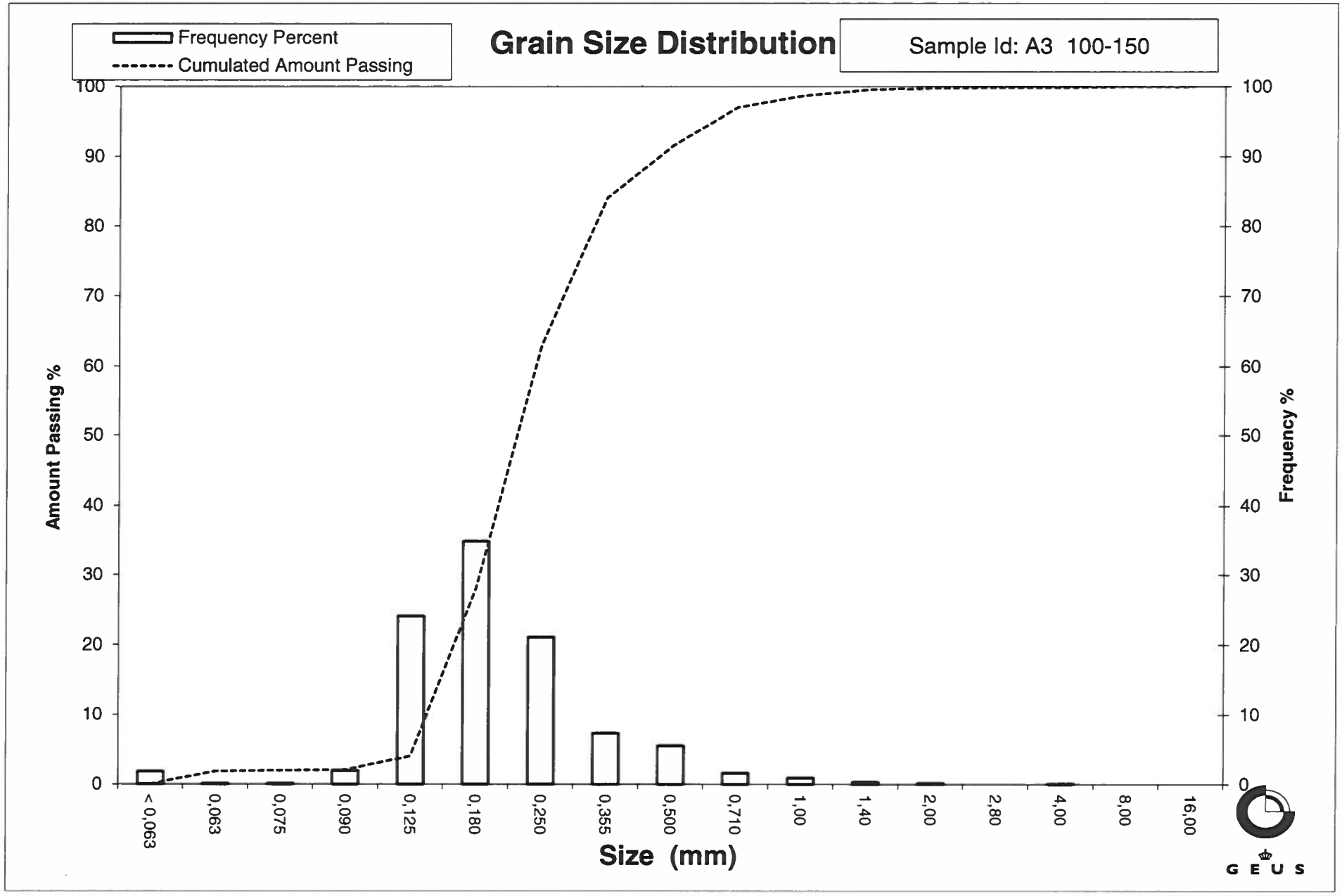
Frequency Percent
Cumulated Amount Passing
Grain Size Distribution
Sample Id: A3 100-150
Amount Passing %
Frequency %
100
90
80
70
60
50
40
30
20
10
0
< 0,063
0,063
0,075
0,090
0,125
0,180
0,250
0,355
0,500
0,710
1,00
1,40
2,00
2,80
4,00
8,00
16,00
Size (mm)
GEUS

Grain Size Distribution
Geotechnical

Sample Id: A3 150-200
Lab. Id: 220418
Projekt Energistyrelsen
Subject: A3
Date: 13-06-2022
Executed: PS/CRL
Remarks: >8mm består af skaller

GEUS

Total Weight 119,55 g

Size Fractions

Sieve Analysis

	Size mm	Size Φ	Weight g	Weight %	Cumulated amount passing %
Gravel	16,00	-4,00	0,00	0,00	100,00
	8,00	-3,00	0,07	0,06	99,94
	4,00	-2,00	0,57	0,48	99,46
	2,80	-1,49	1,05	0,88	98,59
	2,00	-1,00	1,67	1,40	97,19
Sand	1,40	-0,49	2,85	2,38	94,81
	1,00	0,00	6,32	5,29	89,52
	0,710	0,49	7,77	6,50	83,02
	0,500	1,00	15,96	13,35	69,67
	0,355	1,49	29,01	24,27	45,40
	0,250	2,00	33,27	27,83	17,57
	0,180	2,47	14,55	12,17	5,40
	0,125	3,00	4,55	3,81	1,60
	0,090	3,47	0,44	0,37	1,23
	0,075	3,74	0,05	0,04	1,19
	0,063	3,99	0,00	0,00	1,19
	< 0,063	> 3,99	1,42	1,19	0,00

Size Classes (DGF-Bulletin 1 1988)

		Weight %
Silt and clay	(< 0,063 mm):	1,19
Sand, fine	(0,063 mm - 0,200 mm):	7,69
Sand, medium	(0,2 mm - 0,6 mm):	67,15
Sand, coarse	(0,6 mm - 2 mm):	21,16
Gravel	(> 2 mm):	2,81
Sum:		100,00

Moments Measures (Folk and Wards)

Percentile Amount in sieve	Percentile Amount passing	d(mm)	Φ
5%	95%	1,45	-0,54
16%	84%	0,75	0,41
25%	75%	0,58	0,78
40%	60%	0,44	1,18
Median 50%	50%	0,38	1,39
75%	25%	0,28	1,85
84%	16%	0,24	2,05
90%	10%	0,21	2,28
95%	5%	0,17	2,52

Moments Statistics

Mean	1,28
Sorting	0,87
Skewness	-0,22
Kurtosis	1,17
Uniformity Coefficient	2,14

The analysis is executed according to DS 405.9 extended by sieves to the ½ phi scale

Size Classes and Percentiles are found by linear interpolation

Formulas

Mean (ϕ16%+ϕ84%+ϕ50%) / 3 (Folk and Ward 1957)

Sorting (ϕ84%-ϕ16%) / 4 + (ϕ95%-ϕ5%) / 6,6 (Folk and Ward 1957)

Kurtosis (ϕ95% - ϕ5%) / (2,44 * (ϕ75% - ϕ25%)) (Folk and Ward 1957)

Skewness (ϕ16%+ϕ84% - 2*ϕ50%) / (2*(ϕ84%-ϕ16%)) + (ϕ5%+ϕ95% - 2*ϕ50%) / (2*(ϕ95%-ϕ5%)) (Folk and Ward 1957)

Uniformity Coefficient (d60% / d10%) (dgf-Bulletin 1988)

Mean, sorting, skewness and kurtosis are based on "Amount in sieve". Uniformity coefficient is based on "Amount passing".

Øster Voldgade 10 1350 København K
Tel.: +45 38 14 20 00 Telefax: +45 38 14 20 50
Email: GEUS@geus.dk
www.geus.dk

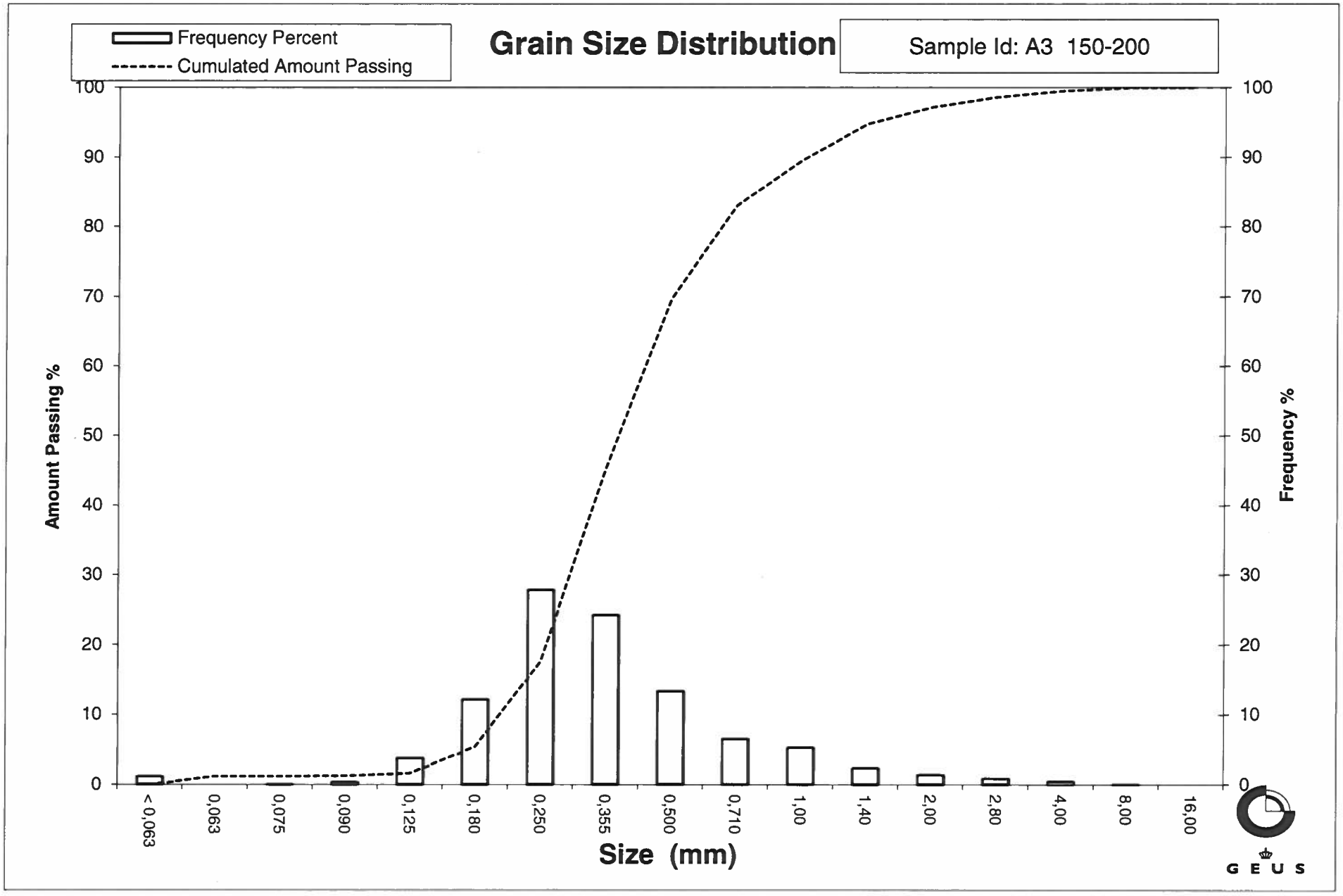
Frequency Percent
Cumulated Amount Passing
Grain Size Distribution
Sample Id: A3 150-200
Amount Passing %
Frequency %
100
90
80
70
60
50
40
30
20
10
0
< 0,063
0,063
0,075
0,090
0,125
0,180
0,250
0,355
0,500
0,710
1,00
1,40
2,00
2,80
4,00
8,00
16,00
Size (mm)
GEUS

Grain Size Distribution
Geotechnical

Sample Id: A3 200-250
Lab. Id: 220419
Projekt Energistyrelsen
Subject: A3
Date: 13-06-2022
Executed: PS/CRL
Remarks:

GEUS

Total Weight 117,86 g

Size Fractions

Sieve Analysis

	Size	Size	Weight	Weight	Cumulated amount passing
	mm	Φ	g	%	%
Gravel	16,00	-4,00	0,00	0,00	100,00
	8,00	-3,00	1,07	0,91	99,09
	4,00	-2,00	0,10	0,08	99,01
	2,80	-1,49	0,31	0,26	98,74
	2,00	-1,00	0,60	0,51	98,24
Sand	1,40	-0,49	1,94	1,65	96,59
	1,00	0,00	5,50	4,67	91,92
	0,710	0,49	7,59	6,44	85,48
	0,500	1,00	13,40	11,37	74,11
	0,355	1,49	21,41	18,17	55,95
	0,250	2,00	36,21	30,72	25,22
	0,180	2,47	19,86	16,85	8,37
	0,125	3,00	7,35	6,24	2,14
	0,090	3,47	0,91	0,77	1,37
	0,075	3,74	0,11	0,09	1,27
	0,063	3,99	0,07	0,06	1,21
	< 0,063	> 3,99	1,43	1,21	0,00

Size Classes (DGF-Bulletin 1 1988)

		Weight %
Silt and clay	(< 0,063 mm):	1,21
Sand, fine	(0,063 mm - 0,200 mm):	11,98
Sand, medium	(0,2 mm - 0,6 mm):	66,34
Sand, coarse	(0,6 mm - 2 mm):	18,71
Gravel	(> 2 mm):	1,76
Sum:		100,00

Moments Measures (Folk and Wards)

Percentile Amount in sieve	Percentile Amount passing	d(mm)	Φ
5%	95%	1,26	-0,34
16%	84%	0,68	0,55
25%	75%	0,52	0,95
40%	60%	0,39	1,37
Median 50%	50%	0,33	1,58
75%	25%	0,25	2,01
84%	16%	0,21	2,24
90%	10%	0,19	2,42
95%	5%	0,15	2,73

Moments Statistics

Mean	1,46
Sorting	0,89
Skewness	-0,23
Kurtosis	1,20
Uniformity Coefficient	2,07

The analysis is executed according to DS 405.9 extended by sieves to the ½ phi scale

Size Classes and Percentiles are found by linear interpolation

Formulas

Mean (ϕ16%+ϕ84%+ϕ50%) / 3 (Folk and Ward 1957)

Sorting (ϕ84%-ϕ16%) / 4 + (ϕ95%-ϕ5%) / 6,6 (Folk and Ward 1957)

Kurtosis (ϕ95% - ϕ5%) / (2,44 * (ϕ75% - ϕ25%)) (Folk and Ward 1957)

Skewness (ϕ16%+ϕ84% - 2*ϕ50%) / (2*(ϕ84%-ϕ16%)) + (ϕ5%+ϕ95% - 2*ϕ50%) / (2*(ϕ95%-ϕ5%)) (Folk and Ward 1957)

Uniformity Coefficient (d60% / d10%) (dgf-Bulletin 1988)

Mean, sorting, skewness and kurtosis are based on "Amount in sieve". Uniformity coefficient is based on "Amount passing".

Øster Voldgade 10 1350 København K
Tel.: +45 38 14 20 00 Telefax: +45 38 14 20 50
Email: GEUS@geus.dk
www.geus.dk

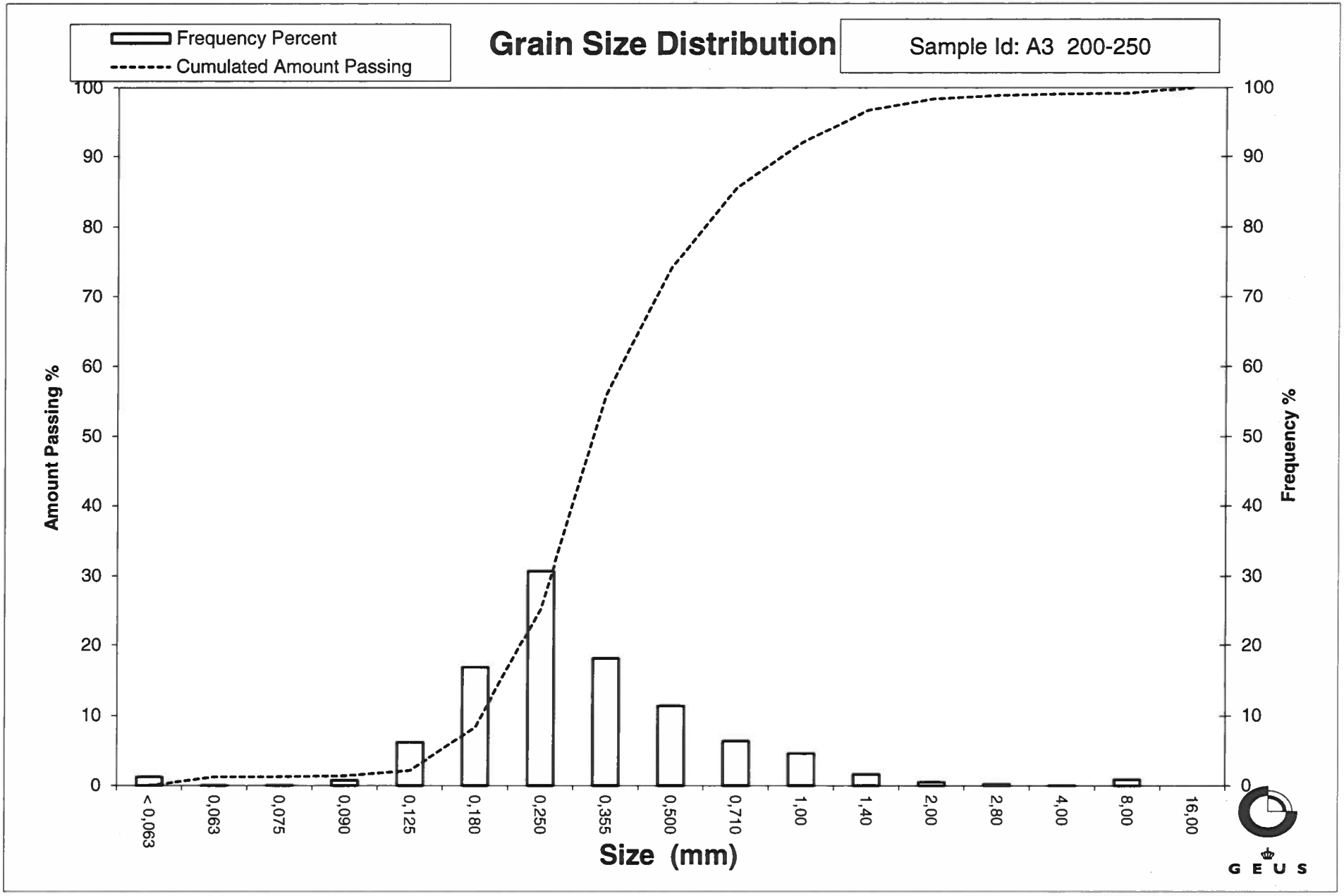
Frequency Percent
Cumulated Amount Passing
Grain Size Distribution
Sample Id: A3 200-250
Amount Passing %
Frequency %
100
90
80
70
60
50
40
30
20
10
0
< 0,063
0,063
0,075
0,090
0,125
0,180
0,250
0,355
0,500
0,710
1,00
1,40
2,00
2,80
4,00
8,00
16,00
Size (mm)
GEUS

Grain Size Distribution
Geotechnical

Sample Id: A3 250-300
Lab. Id: 220420
Projekt Energistyrelsen
Subject: A3
Date: 13-06-2022
Executed: PS/CRL
Remarks:

GEUS

Total Weight 116,39 g

Size Fractions

Sieve Analysis

	Size mm	Size Φ	Weight g	Weight %	Cumulated amount passing %
Gravel	16,00	-4,00	0,00	0,00	100,00
	8,00	-3,00	0,00	0,00	100,00
	4,00	-2,00	0,00	0,00	100,00
	2,80	-1,49	0,03	0,03	99,97
	2,00	-1,00	0,19	0,16	99,81
Sand	1,40	-0,49	0,19	0,16	99,65
	1,00	0,00	1,87	1,61	98,04
	0,710	0,49	3,60	3,09	94,95
	0,500	1,00	10,12	8,69	86,25
	0,355	1,49	24,59	21,13	65,13
	0,250	2,00	35,99	30,92	34,20
	0,180	2,47	23,16	19,90	14,31
	0,125	3,00	11,24	9,66	4,65
	0,090	3,47	1,13	0,97	3,68
	0,075	3,74	0,39	0,34	3,34
	0,063	3,99	0,17	0,15	3,20
	< 0,063	> 3,99	3,72	3,20	0,00

Size Classes (DGF-Bulletin 1 1988)

		Weight %
Silt and clay	(< 0,063 mm):	3,20
Sand, fine	(0,063 mm - 0,200 mm):	16,79
Sand, medium	(0,2 mm - 0,6 mm):	70,40
Sand, coarse	(0,6 mm - 2 mm):	9,42
Gravel	(> 2 mm):	0,19
Sum:		100,00

Moments Measures (Folk and Wards)

Percentile Amount in sieve	Percentile Amount passing	d(mm)	Φ
5%	95%	0,71	0,48
16%	84%	0,48	1,05
25%	75%	0,42	1,24
40%	60%	0,34	1,57
Median 50%	50%	0,30	1,72
75%	25%	0,22	2,20
84%	16%	0,19	2,43
90%	10%	0,16	2,69
95%	5%	0,13	2,98

Moments Statistics

Mean	1,73
Sorting	0,72
Skewness	0,02
Kurtosis	1,07
Uniformity Coefficient	2,17

The analysis is executed according to DS 405.9 extended by sieves to the ½ phi scale

Size Classes and Percentiles are found by linear interpolation

Formulas

Mean (ϕ16%+ϕ84%+ϕ50%) / 3 (Folk and Ward 1957)

Sorting (ϕ84%-ϕ16%) / 4 + (ϕ95%-ϕ5%) / 6,6 (Folk and Ward 1957)

Kurtosis (ϕ95% - ϕ5%) / (2,44 * (ϕ75% - ϕ25%)) (Folk and Ward 1957)

Skewness (ϕ16%+ϕ84% - 2*ϕ50%) / (2*(ϕ84%-ϕ16%)) + (ϕ5%+ϕ95% - 2*ϕ50%) / (2*(ϕ95%-ϕ5%)) (Folk and Ward 1957)

Uniformity Coefficient (d60% / d10%) (dgf-Bulletin 1988)

Mean, sorting, skewness and kurtosis are based on "Amount in sieve". Uniformity coefficient is based on "Amount passing".

Øster Voldgade 10 1350 København K
Tel.: +45 38 14 20 00 Telefax: +45 38 14 20 50
Email: GEUS@geus.dk
www.geus.dk

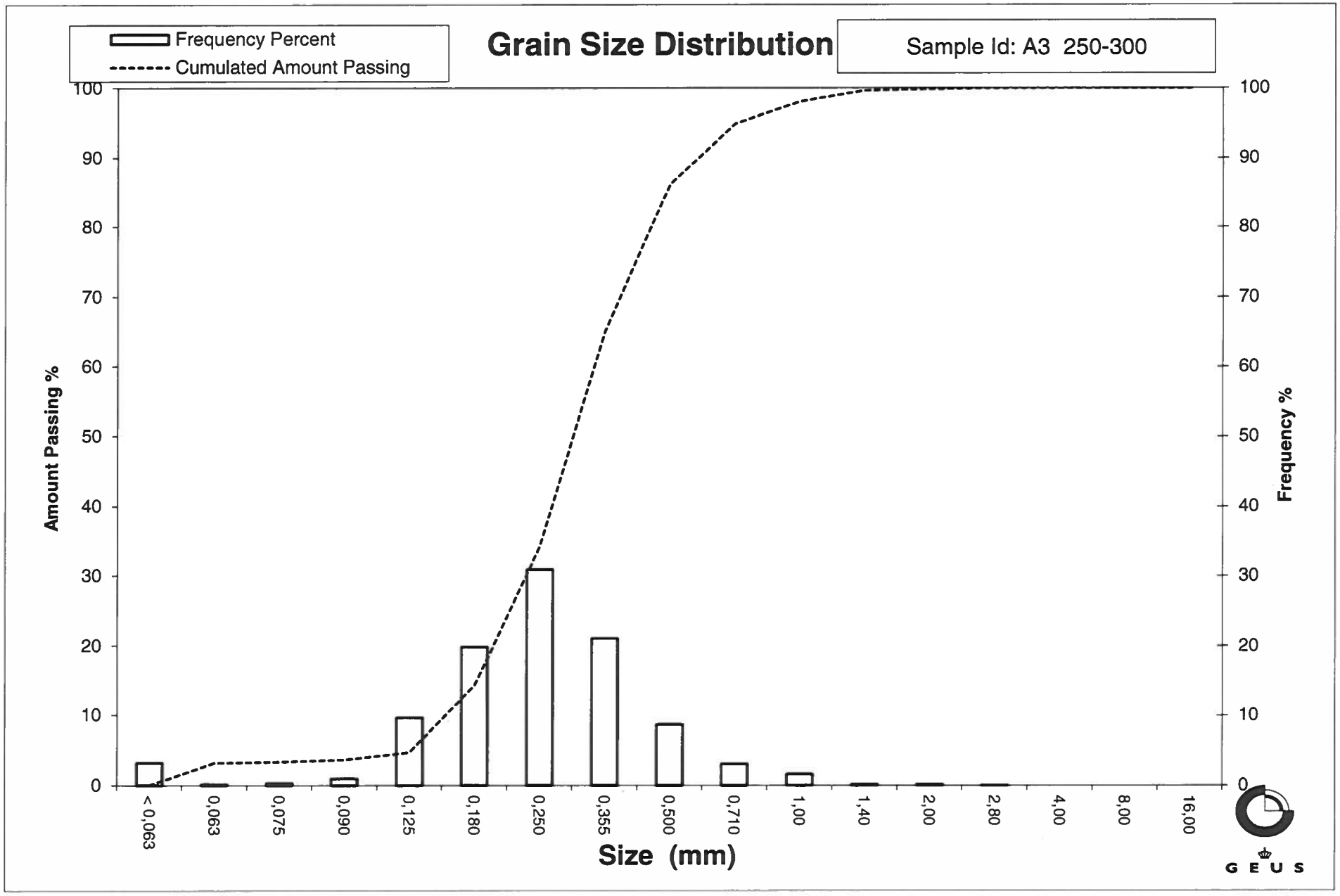
Frequency Percent
Cumulated Amount Passing
Grain Size Distribution
Sample Id: A3 250-300
Amount Passing %
Frequency %
100
90
80
70
60
50
40
30
20
10
0
< 0,063
0,063
0,075
0,090
0,125
0,180
0,250
0,355
0,500
0,710
1,00
1,40
2,00
2,80
4,00
8,00
16,00
Size (mm)
GEUS

Grain Size Distribution
Geotechnical

Sample Id: A3 400-450
Lab. Id: 220421
Projekt Energistyrelsen
Subject: A3
Date: 13-06-2022
Executed: PS/CRL
Remarks:

GEUS

Total Weight 95,03 g

Size Fractions

Sieve Analysis

	Size	Size	Weight	Weight	Cumulated amount passing
	mm	Φ	g	%	%
Gravel	16,00	-4,00	0,00	0,00	100,00
	8,00	-3,00	0,00	0,00	100,00
	4,00	-2,00	0,00	0,00	100,00
	2,80	-1,49	0,00	0,00	100,00
	2,00	-1,00	0,00	0,00	100,00
Sand	1,40	-0,49	0,07	0,07	99,93
	1,00	0,00	0,06	0,06	99,86
	0,710	0,49	0,16	0,17	99,69
	0,500	1,00	0,56	0,59	99,11
	0,355	1,49	1,97	2,07	97,03
	0,250	2,00	7,60	8,00	89,04
	0,180	2,47	18,89	19,88	69,16
	0,125	3,00	45,33	47,70	21,46
	0,090	3,47	14,52	15,28	6,18
	0,075	3,74	0,94	0,99	5,19
	0,063	3,99	0,65	0,68	4,50
	< 0,063	> 3,99	4,28	4,50	0,00

Size Classes (DGF-Bulletin 1 1988)

		Weight %
Silt and clay	(< 0,063 mm):	4,50
Sand, fine	(0,063 mm - 0,200 mm):	70,33
Sand, medium	(0,2 mm - 0,6 mm):	24,55
Sand, coarse	(0,6 mm - 2 mm):	0,61
Gravel	(> 2 mm):	0,00
Sum:		100,00

Moments Measures (Folk and Wards)

Percentile Amount in sieve	Percentile Amount passing	d(mm)	Φ
5%	95%	0,33	1,61
16%	84%	0,23	2,11
25%	75%	0,20	2,32
40%	60%	0,17	2,56
Median 50%	50%	0,16	2,66
75%	25%	0,13	2,95
84%	16%	0,11	3,15
90%	10%	0,10	3,34
95%	5%	0,07	3,80

Moments Statistics

Mean	2,64
Sorting	0,59
Skewness	-0,01
Kurtosis	1,41
Uniformity Coefficient	1,72

The analysis is executed according to DS 405.9 extended by sieves to the ½ phi scale

Size Classes and Percentiles are found by linear interpolation

Formulas

Mean (ϕ16%+ϕ84%+ϕ50%) / 3 (Folk and Ward 1957)

Sorting (ϕ84%-ϕ16%) / 4 + (ϕ95%-ϕ5%) / 6,6 (Folk and Ward 1957)

Kurtosis (ϕ95% - ϕ5%) / (2,44 * (ϕ75% - ϕ25%)) (Folk and Ward 1957)

Skewness (ϕ16%+ϕ84% - 2*ϕ50%) / (2*(ϕ84%-ϕ16%)) + (ϕ5%+ϕ95% - 2*ϕ50%) / (2*(ϕ95%-ϕ5%)) (Folk and Ward 1957)

Uniformity Coefficient (d60% / d10%) (dgf-Bulletin 1988)

Mean, sorting, skewness and kurtosis are based on "Amount in sieve". Uniformity coefficient is based on "Amount passing".

Øster Voldgade 10 1350 København K
Tel.: +45 38 14 20 00 Telefax: +45 38 14 20 50
Email: GEUS@geus.dk
www.geus.dk

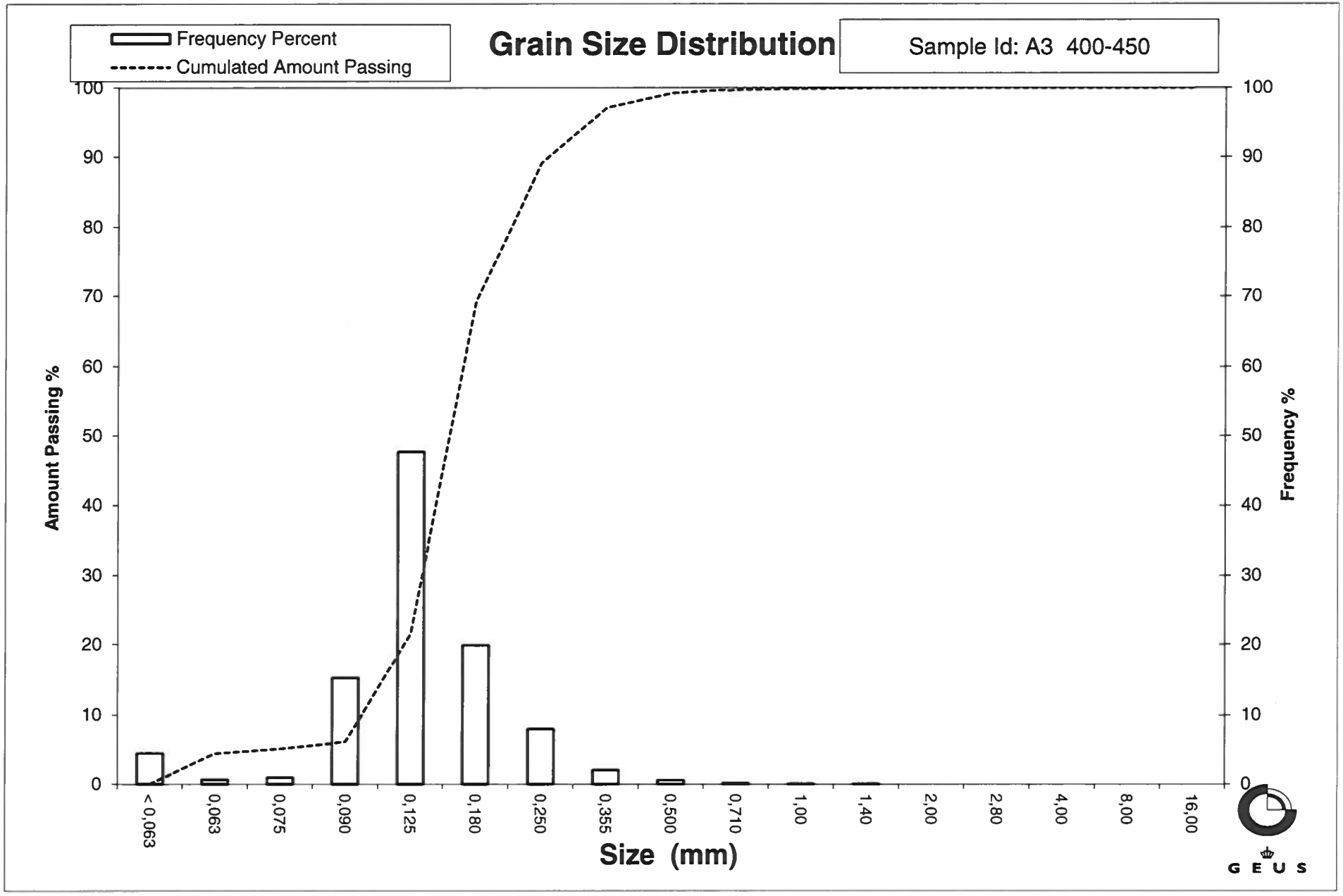
Frequency Percent
Cumulated Amount Passing
Grain Size Distribution
Sample Id: A3 400-450
Amount Passing %
Frequency %
100
90
80
70
60
50
40
30
20
10
0
< 0,063
0,063
0,075
0,090
0,125
0,180
0,250
0,355
0,500
0,710
1,00
1,40
2,00
2,80
4,00
8,00
16,00
Size (mm)
GEUS

Grain Size Distribution
Geotechnical

Sample Id: A3 500-550
Lab. Id: 220422
Projekt Energistyrelsen
Subject: A3
Date: 13-06-2022
Executed: PS/CRL
Remarks:

GEUS

Total Weight 88,57 g

Size Fractions

Sieve Analysis

	Size mm	Size Φ	Weight g	Weight %	Cumulated amount passing %
Gravel	16,00	-4,00	0,00	0,00	100,00
	8,00	-3,00	0,00	0,00	100,00
	4,00	-2,00	0,00	0,00	100,00
	2,80	-1,49	0,00	0,00	100,00
	2,00	-1,00	0,00	0,00	100,00
Sand	1,40	-0,49	0,00	0,00	100,00
	1,00	0,00	0,08	0,09	99,91
	0,710	0,49	0,12	0,14	99,77
	0,500	1,00	0,44	0,50	99,28
	0,355	1,49	1,58	1,78	97,49
	0,250	2,00	5,00	5,65	91,85
	0,180	2,47	22,04	24,88	66,96
	0,125	3,00	39,24	44,30	22,66
	0,090	3,47	15,11	17,06	5,60
	0,075	3,74	1,47	1,66	3,94
	0,063	3,99	0,23	0,26	3,68
	< 0,063	> 3,99	3,26	3,68	0,00

Size Classes (DGF-Bulletin 1 1988)

		Weight %
Silt and clay	(< 0,063 mm):	3,68
Sand, fine	(0,063 mm - 0,200 mm):	70,39
Sand, medium	(0,2 mm - 0,6 mm):	25,44
Sand, coarse	(0,6 mm - 2 mm):	0,49
Gravel	(> 2 mm):	0,00
Sum:		100,00

Moments Measures (Folk and Wards)

Percentile Amount in sieve	Percentile Amount passing	d(mm)	Φ
5%	95%	0,31	1,70
16%	84%	0,23	2,13
25%	75%	0,20	2,30
40%	60%	0,17	2,54
Median 50%	50%	0,16	2,65
75%	25%	0,13	2,97
84%	16%	0,11	3,17
90%	10%	0,10	3,34
95%	5%	0,08	3,56

Moments Statistics

Mean	2,65
Sorting	0,54
Skewness	-0,02
Kurtosis	1,15
Uniformity Coefficient	1,73

The analysis is executed according to DS 405.9 extended by sieves to the ½ phi scale

Size Classes and Percentiles are found by linear interpolation

Formulas

Mean (ϕ16%+ϕ84%+ϕ50%) / 3 (Folk and Ward 1957)

Sorting (ϕ84%-ϕ16%) / 4 + (ϕ95%-ϕ5%) / 6,6 (Folk and Ward 1957)

Kurtosis (ϕ95% - ϕ5%) / (2,44 * (ϕ75% - ϕ25%)) (Folk and Ward 1957)

Skewness (ϕ16%+ϕ84% - 2*ϕ50%) / (2*(ϕ84%-ϕ16%)) + (ϕ5%+ϕ95% - 2*ϕ50%) / (2*(ϕ95%-ϕ5%)) (Folk and Ward 1957)

Uniformity Coefficient (d60% / d10%) (dgf-Bulletin 1988)

Mean, sorting, skewness and kurtosis are based on "Amount in sieve". Uniformity coefficient is based on "Amount passing".

Øster Voldgade 10 1350 København K
Tel.: +45 38 14 20 00 Telefax: +45 38 14 20 50
Email: GEUS@geus.dk
www.geus.dk

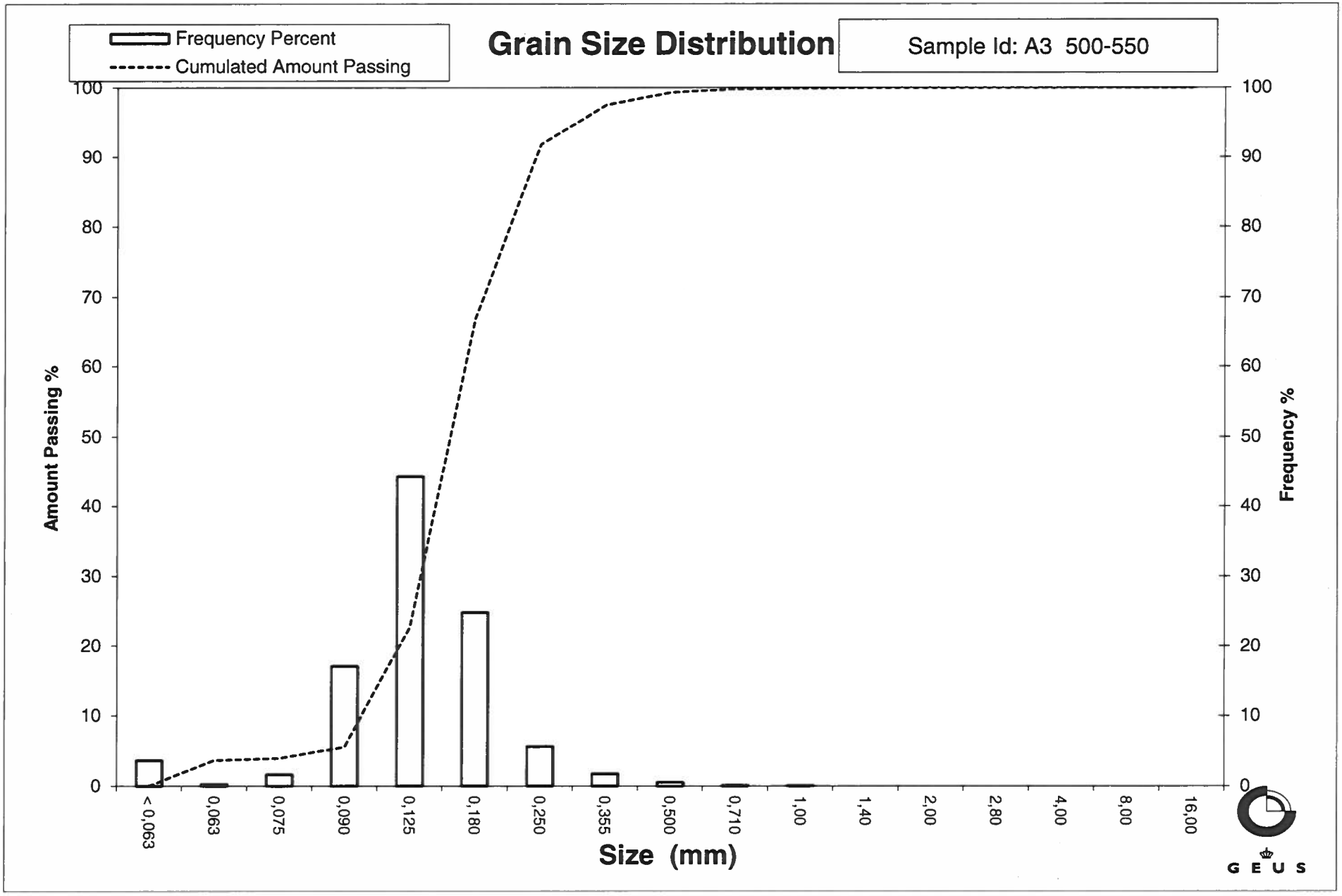
Frequency Percent
Cumulated Amount Passing
Grain Size Distribution
Sample Id: A3 500-550
Amount Passing %
Frequency %
100
90
80
70
60
50
40
30
20
10
0
< 0,063
0,063
0,075
0,090
0,125
0,180
0,250
0,355
0,500
0,710
1,00
1,40
2,00
2,80
4,00
8,00
16,00
Size (mm)
GEUS

Grain Size Distribution
Geotechnical

Sample Id: A4 0-80
Lab. Id: 220467
Projekt Energistyrelsen
Subject: A4
Date: 13-06-2022
Executed: PS/CRL
Remarks:

GEUS

Total Weight 106,76 g

Size Fractions

Sieve Analysis

	Size mm	Size Φ	Weight g	Weight %	Cumulated amount passing %
Gravel	16,00	-4,00	0,00	0,00	100,00
	8,00	-3,00	0,00	0,00	100,00
	4,00	-2,00	0,00	0,00	100,00
	2,80	-1,49	0,07	0,07	99,93
	2,00	-1,00	0,08	0,07	99,86
Sand	1,40	-0,49	0,21	0,20	99,66
	1,00	0,00	1,96	1,84	97,83
	0,710	0,49	5,93	5,55	92,27
	0,500	1,00	12,60	11,80	80,47
	0,355	1,49	24,03	22,51	57,96
	0,250	2,00	29,49	27,62	30,34
	0,180	2,47	21,20	19,86	10,48
	0,125	3,00	9,50	8,90	1,58
	0,090	3,47	0,73	0,68	0,90
	0,075	3,74	0,03	0,03	0,87
	0,063	3,99	0,05	0,05	0,82
	< 0,063	> 3,99	0,88	0,82	0,00

Size Classes (DGF-Bulletin 1 1988)

		Weight %
Silt and clay	(< 0,063 mm):	0,82
Sand, fine	(0,063 mm - 0,200 mm):	15,33
Sand, medium	(0,2 mm - 0,6 mm):	69,94
Sand, coarse	(0,6 mm - 2 mm):	13,77
Gravel	(> 2 mm):	0,14
Sum:		100,00

Moments Measures (Folk and Wards)

Percentile Amount in sieve	Percentile Amount passing	d(mm)	Φ
5%	95%	0,85	0,23
16%	84%	0,56	0,83
25%	75%	0,46	1,11
40%	60%	0,37	1,44
Median 50%	50%	0,32	1,62
75%	25%	0,23	2,11
84%	16%	0,20	2,33
90%	10%	0,18	2,50
95%	5%	0,15	2,77

Moments Statistics

Mean	1,59
Sorting	0,76
Skewness	-0,08
Kurtosis	1,04
Uniformity Coefficient	2,08

The analysis is executed according to DS 405.9 extended by sieves to the ½ phi scale

Size Classes and Percentiles are found by linear interpolation

Formulas

Mean (ϕ16%+ϕ84%+ϕ50%) / 3 (Folk and Ward 1957)

Sorting (ϕ84%-ϕ16%) / 4 + (ϕ95%-ϕ5%) / 6,6 (Folk and Ward 1957)

Kurtosis (ϕ95% - ϕ5%) / (2,44 * (ϕ75% - ϕ25%)) (Folk and Ward 1957)

Skewness (ϕ16%+ϕ84% - 2*ϕ50%) / (2*(ϕ84%-ϕ16%)) + (ϕ5%+ϕ95% - 2*ϕ50%) / (2*(ϕ95%-ϕ5%)) (Folk and Ward 1957)

Uniformity Coefficient (d60% / d10%) (dgf-Bulletin 1988)

Mean, sorting, skewness and kurtosis are based on "Amount in sieve". Uniformity coefficient is based on "Amount passing".

Øster Voldgade 10 1350 København K
Tel.: +45 38 14 20 00 Telefax: +45 38 14 20 50
Email: GEUS@geus.dk
www.geus.dk

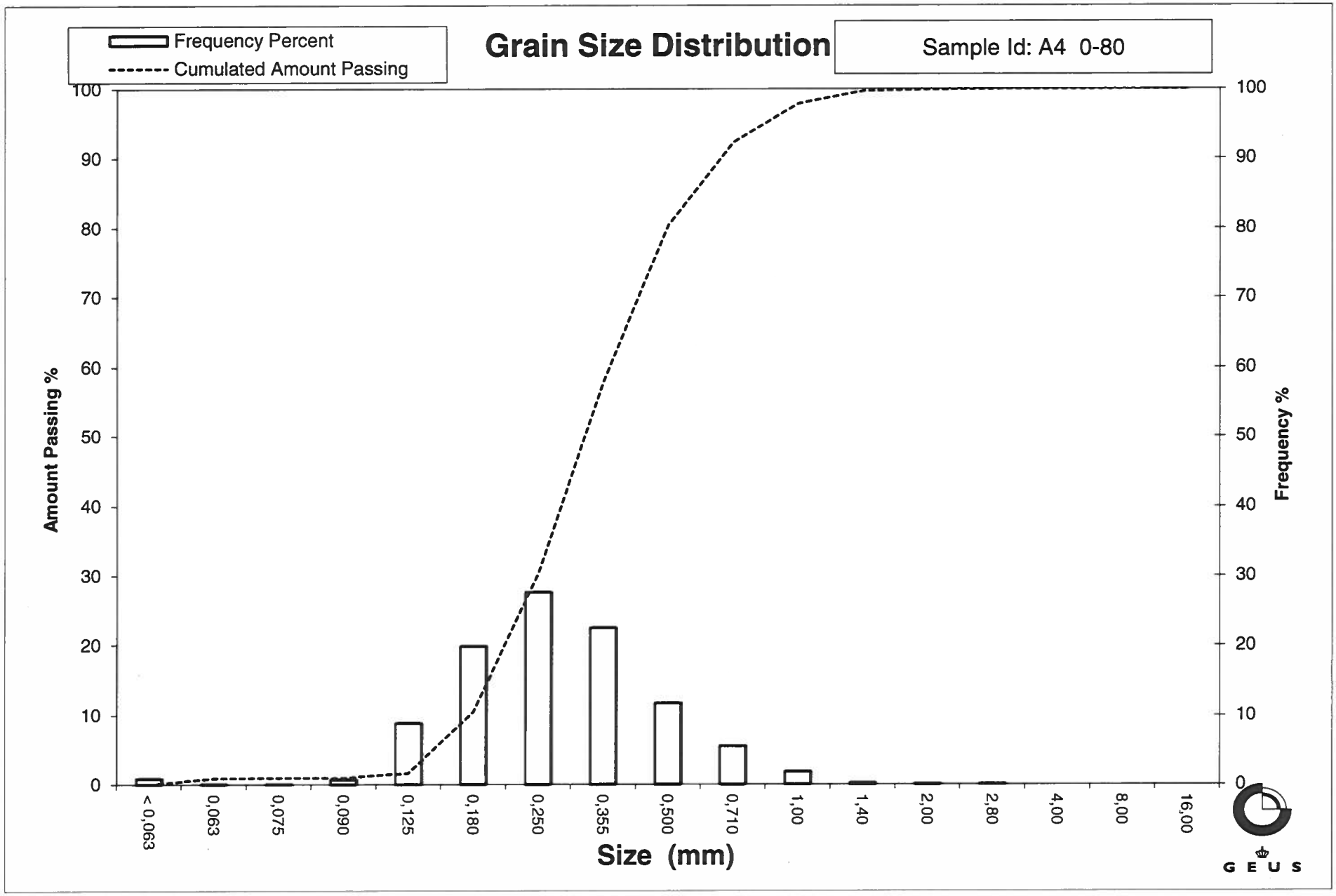
Frequency Percent
Cumulated Amount Passing
Grain Size Distribution
Sample Id: A4 0-80
Amount Passing %
Frequency %
100
90
80
70
60
50
40
30
20
10
0
< 0,063
0,063
0,075
0,090
0,125
0,180
0,250
0,355
0,500
0,710
1,00
1,40
2,00
2,80
4,00
8,00
16,00
Size (mm)
GEUS

Grain Size Distribution
Geotechnical

Sample Id: A4 130-180
Lab. Id: 220468
Projekt Energistyrelsen
Subject: A4
Date: 13-06-2022
Executed: PS/CRL
Remarks:

GEUS

Total Weight 94,88 g

Size Fractions

Sieve Analysis

	Size mm	Size Φ	Weight g	Weight %	Cumulated amount passing %
Gravel	16,00	-4,00	0,00	0,00	100,00
	8,00	-3,00	0,00	0,00	100,00
	4,00	-2,00	0,00	0,00	100,00
	2,80	-1,49	0,00	0,00	100,00
	2,00	-1,00	0,00	0,00	100,00
Sand	1,40	-0,49	0,00	0,00	100,00
	1,00	0,00	0,16	0,17	99,83
	0,710	0,49	0,53	0,56	99,27
	0,500	1,00	1,04	1,10	98,18
	0,355	1,49	2,98	3,14	95,04
	0,250	2,00	8,98	9,46	85,57
	0,180	2,47	19,26	20,30	65,27
	0,125	3,00	42,24	44,52	20,75
	0,090	3,47	12,99	13,69	7,06
	0,075	3,74	1,15	1,21	5,85
	0,063	3,99	1,27	1,34	4,51
	< 0,063	> 3,99	4,28	4,51	0,00

Size Classes (DGF-Bulletin 1 1988)

		Weight %
Silt and clay	(< 0,063 mm):	4,51
Sand, fine	(0,063 mm - 0,200 mm):	66,56
Sand, medium	(0,2 mm - 0,6 mm):	27,63
Sand, coarse	(0,6 mm - 2 mm):	1,30
Gravel	(> 2 mm):	0,00
Sum:		100,00

Moments Measures (Folk and Wards)

Percentile Amount in sieve	Percentile Amount passing	d(mm)	Φ
5%	95%	0,35	1,50
16%	84%	0,24	2,03
25%	75%	0,21	2,23
40%	60%	0,17	2,53
Median 50%	50%	0,16	2,63
75%	25%	0,13	2,94
84%	16%	0,11	3,15
90%	10%	0,10	3,36
95%	5%	0,07	3,89

Moments Statistics

Mean	2,60
Sorting	0,64
Skewness	-0,01
Kurtosis	1,38
Uniformity Coefficient	1,78

The analysis is executed according to DS 405.9 extended by sieves to the ½ phi scale

Size Classes and Percentiles are found by linear interpolation

Formulas

Mean (ϕ16%+ϕ84%+ϕ50%) / 3 (Folk and Ward 1957)

Sorting (ϕ84%-ϕ16%) / 4 + (ϕ95%-ϕ5%) / 6,6 (Folk and Ward 1957)

Kurtosis (ϕ95% - ϕ5%) / (2,44 * (ϕ75% - ϕ25%)) (Folk and Ward 1957)

Skewness (ϕ16%+ϕ84% - 2*ϕ50%) / (2*(ϕ84%-ϕ16%)) + (ϕ5%+ϕ95% - 2*ϕ50%) / (2*(ϕ95%-ϕ5%)) (Folk and Ward 1957)

Uniformity Coefficient (d60% / d10%) (dgf-Bulletin 1988)

Mean, sorting, skewness and kurtosis are based on "Amount in sieve". Uniformity coefficient is based on "Amount passing".

Øster Voldgade 10 1350 København K
Tel.: +45 38 14 20 00 Telefax: +45 38 14 20 50
Email: GEUS@geus.dk
www.geus.dk

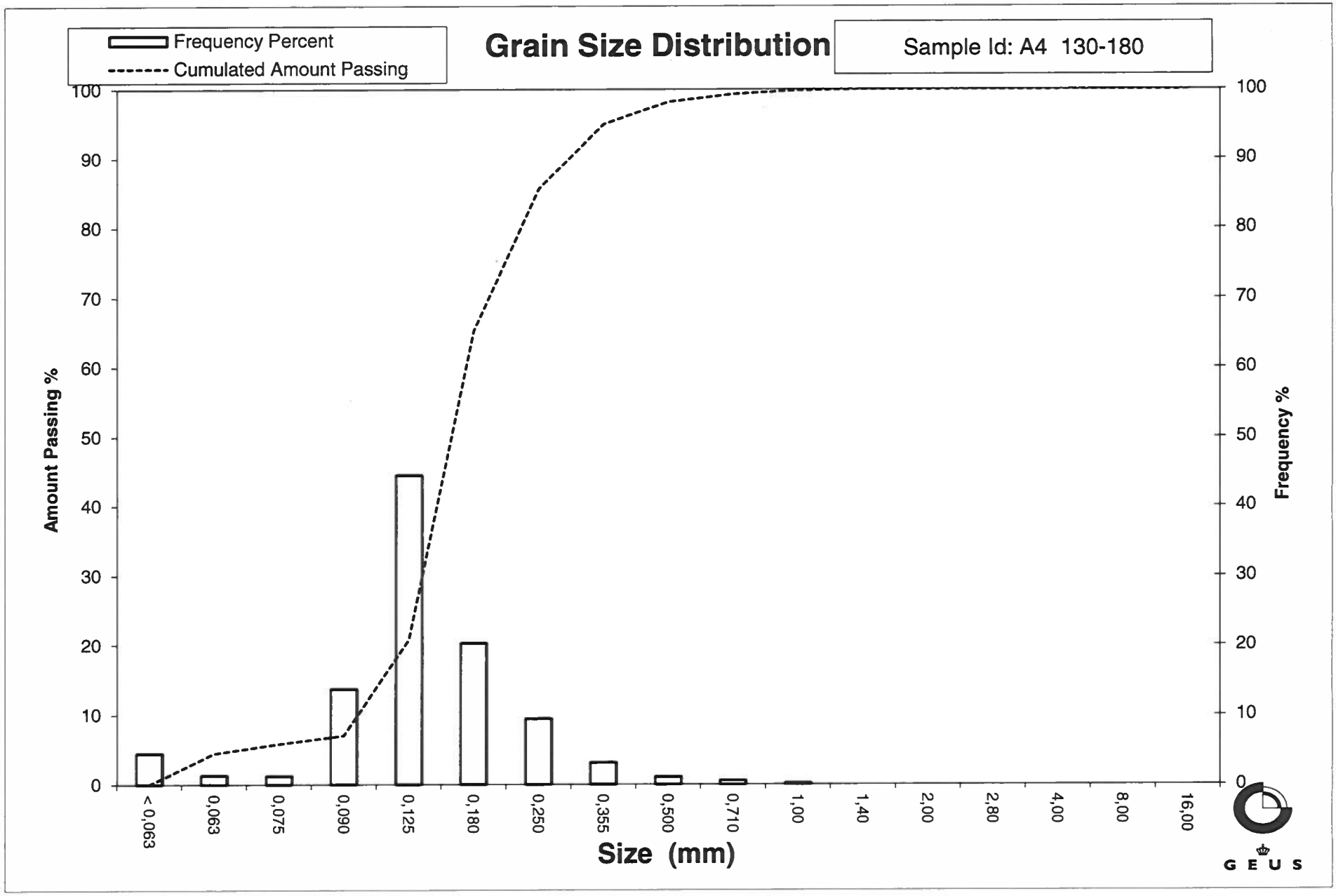
Frequency Percent
Cumulated Amount Passing
Grain Size Distribution
Sample Id: A4 130-180
Amount Passing %
Frequency %
100
90
80
70
60
50
40
30
20
10
0
< 0,063
0,063
0,075
0,090
0,125
0,180
0,250
0,355
0,500
0,710
1,00
1,40
2,00
2,80
4,00
8,00
16,00
Size (mm)
GEUS

Grain Size Distribution
Geotechnical

Sample Id: A5 0-40
Lab. Id: 220443
Projekt Energistyrelsen
Subject: A5
Date: 13-06-2022
Executed: PS/CRL
Remarks: >4mm består af skaller

GEUS

Total Weight 103,77 g

Size Fractions

Sieve Analysis

	Size mm	Size Φ	Weight g	Weight %	Cumulated amount passing %
Gravel	16,00	-4,00	0,00	0,00	100,00
	8,00	-3,00	1,05	1,01	98,99
	4,00	-2,00	0,05	0,05	98,94
	2,80	-1,49	0,00	0,00	98,94
	2,00	-1,00	0,10	0,10	98,84
Sand	1,40	-0,49	0,44	0,42	98,42
	1,00	0,00	1,33	1,28	97,14
	0,710	0,49	5,79	5,58	91,56
	0,500	1,00	28,00	26,98	64,58
	0,355	1,49	19,96	19,23	45,34
	0,250	2,00	19,92	19,20	26,14
	0,180	2,47	16,44	15,84	10,30
	0,125	3,00	9,16	8,83	1,47
	0,090	3,47	0,85	0,82	0,66
	0,075	3,74	0,05	0,05	0,61
	0,063	3,99	0,04	0,04	0,57
	< 0,063	> 3,99	0,59	0,57	0,00

Size Classes (DGF-Bulletin 1 1988)

		Weight %
Silt and clay	(< 0,063 mm):	0,57
Sand, fine	(0,063 mm - 0,200 mm):	14,26
Sand, medium	(0,2 mm - 0,6 mm):	62,60
Sand, coarse	(0,6 mm - 2 mm):	21,42
Gravel	(> 2 mm):	1,16
Sum:		100,00

Moments Measures (Folk and Wards)

Percentile Amount in sieve	Percentile Amount passing	d(mm)	Φ
5%	95%	0,89	0,17
16%	84%	0,65	0,62
25%	75%	0,58	0,78
40%	60%	0,47	1,10
Median 50%	50%	0,39	1,36
75%	25%	0,24	2,03
84%	16%	0,21	2,29
90%	10%	0,18	2,49
95%	5%	0,15	2,77

Moments Statistics

Mean	1,42
Sorting	0,81
Skewness	0,10
Kurtosis	0,85
Uniformity Coefficient	2,61

The analysis is executed according to DS 405.9 extended by sieves to the ½ phi scale

Size Classes and Percentiles are found by linear interpolation

Formulas

Mean (ϕ16%+ϕ84%+ϕ50%) / 3 (Folk and Ward 1957)

Sorting (ϕ84%-ϕ16%) / 4 + (ϕ95%-ϕ5%) / 6,6 (Folk and Ward 1957)

Kurtosis (ϕ95% - ϕ5%) / (2,44 * (ϕ75% - ϕ25%)) (Folk and Ward 1957)

Skewness (ϕ16%+ϕ84% - 2*ϕ50%) / (2*(ϕ84%-ϕ16%)) + (ϕ5%+ϕ95% - 2*ϕ50%) / (2*(ϕ95%-ϕ5%)) (Folk and Ward 1957)

Uniformity Coefficient (d60% / d10%) (dgf-Bulletin 1988)

Mean, sorting, skewness and kurtosis are based on "Amount in sieve". Uniformity coefficient is based on "Amount passing".

Øster Voldgade 10 1350 København K
Tel.: +45 38 14 20 00 Telefax: +45 38 14 20 50
Email: GEUS@geus.dk
www.geus.dk

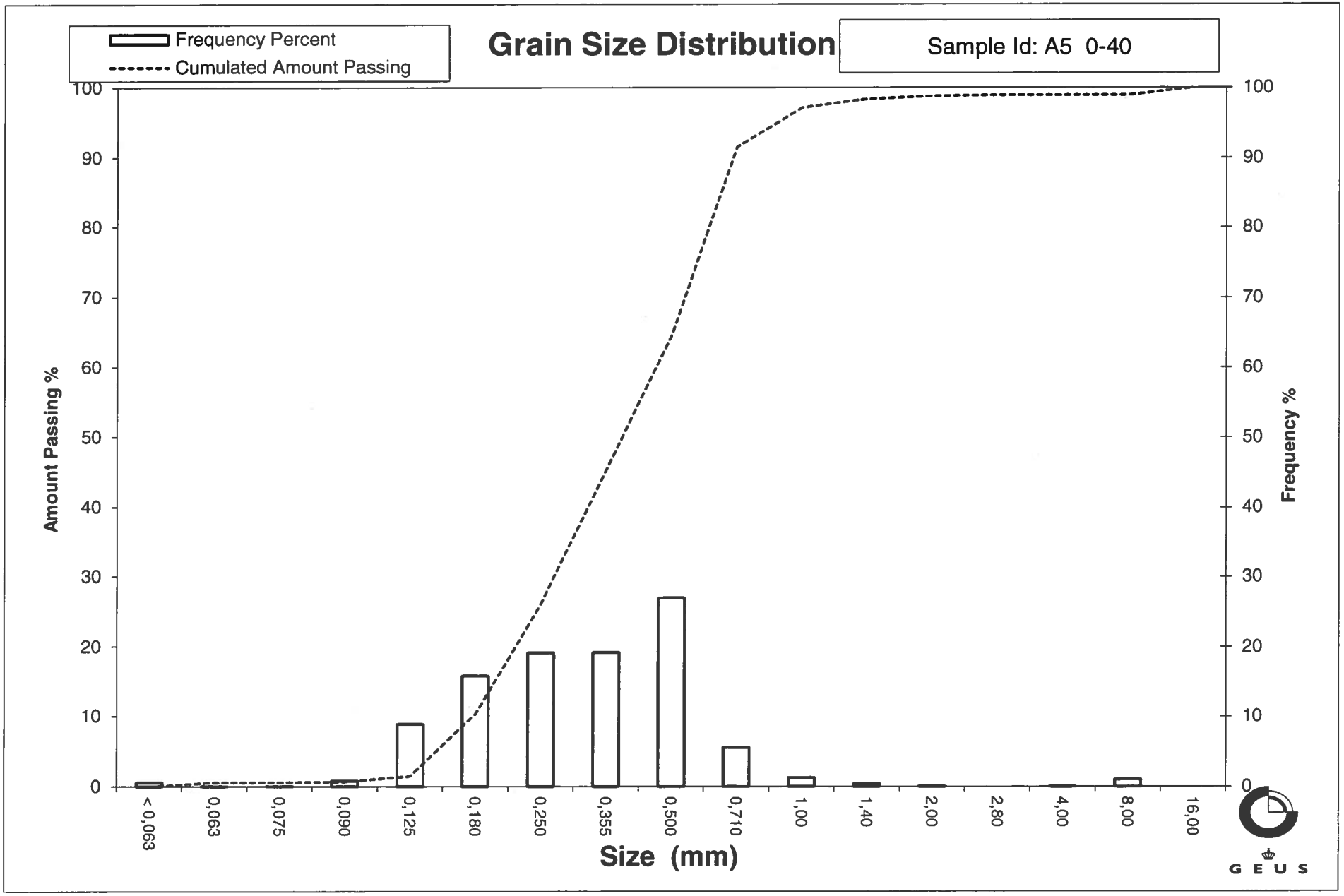
Frequency Percent
Cumulated Amount Passing
Grain Size Distribution
Sample Id: A5 0-40
Amount Passing %
Frequency %
100
90
80
70
60
50
40
30
20
10
0
< 0,063
0,063
0,075
0,090
0,125
0,180
0,250
0,355
0,500
0,710
1,00
1,40
2,00
2,80
4,00
8,00
16,00
Size (mm)
GEUS

Grain Size Distribution
Geotechnical

Sample Id: A5 50-100
Lab. Id: 220444
Projekt Energistyrelsen
Subject: A5
Date: 13-06-2022
Executed: PS/CRL
Remarks:

GEUS

Total Weight 105,08 g

Size Fractions

Sieve Analysis

	Size mm	Size Φ	Weight g	Weight %	Cumulated amount passing %
Gravel	16,00	-4,00	0,00	0,00	100,00
	8,00	-3,00	0,00	0,00	100,00
	4,00	-2,00	0,00	0,00	100,00
	2,80	-1,49	0,00	0,00	100,00
	2,00	-1,00	0,05	0,05	99,95
Sand	1,40	-0,49	0,06	0,06	99,90
	1,00	0,00	0,43	0,41	99,49
	0,710	0,49	3,15	3,00	96,49
	0,500	1,00	10,96	10,43	86,06
	0,355	1,49	11,91	11,33	74,72
	0,250	2,00	14,38	13,68	61,04
	0,180	2,47	39,12	37,23	23,81
	0,125	3,00	21,86	20,80	3,01
	0,090	3,47	1,75	1,67	1,34
	0,075	3,74	0,10	0,10	1,25
	0,063	3,99	0,24	0,23	1,02
	< 0,063	> 3,99	1,07	1,02	0,00

Size Classes (DGF-Bulletin 1 1988)

		Weight %
Silt and clay	(< 0,063 mm):	1,02
Sand, fine	(0,063 mm - 0,200 mm):	33,43
Sand, medium	(0,2 mm - 0,6 mm):	56,58
Sand, coarse	(0,6 mm - 2 mm):	8,93
Gravel	(> 2 mm):	0,05
Sum:		100,00

Moments Measures (Folk and Wards)

Percentile Amount in sieve	Percentile Amount passing	d(mm)	Φ
5%	95%	0,68	0,56
16%	84%	0,47	1,08
25%	75%	0,36	1,48
40%	60%	0,25	2,01
Median 50%	50%	0,23	2,13
75%	25%	0,18	2,46
84%	16%	0,16	2,65
90%	10%	0,14	2,80
95%	5%	0,13	2,94

Moments Statistics

Mean	1,95
Sorting	0,75
Skewness	-0,32
Kurtosis	1,00
Uniformity Coefficient	1,73

The analysis is executed according to DS 405.9 extended by sieves to the ½ phi scale

Size Classes and Percentiles are found by linear interpolation

Formulas

Mean (ϕ16%+ϕ84%+ϕ50%) / 3 (Folk and Ward 1957)

Sorting (ϕ84%-ϕ16%) / 4 + (ϕ95%-ϕ5%) / 6,6 (Folk and Ward 1957)

Kurtosis (ϕ95% - ϕ5%) / (2,44 * (ϕ75% - ϕ25%)) (Folk and Ward 1957)

Skewness (ϕ16%+ϕ84% - 2*ϕ50%) / (2*(ϕ84%-ϕ16%)) + (ϕ5%+ϕ95% - 2*ϕ50%) / (2*(ϕ95%-ϕ5%)) (Folk and Ward 1957)

Uniformity Coefficient (d60% / d10%) (dgf-Bulletin 1988)

Mean, sorting, skewness and kurtosis are based on "Amount in sieve". Uniformity coefficient is based on "Amount passing".

Øster Voldgade 10 1350 København K
Tel.: +45 38 14 20 00 Telefax: +45 38 14 20 50
Email: GEUS@geus.dk
www.geus.dk

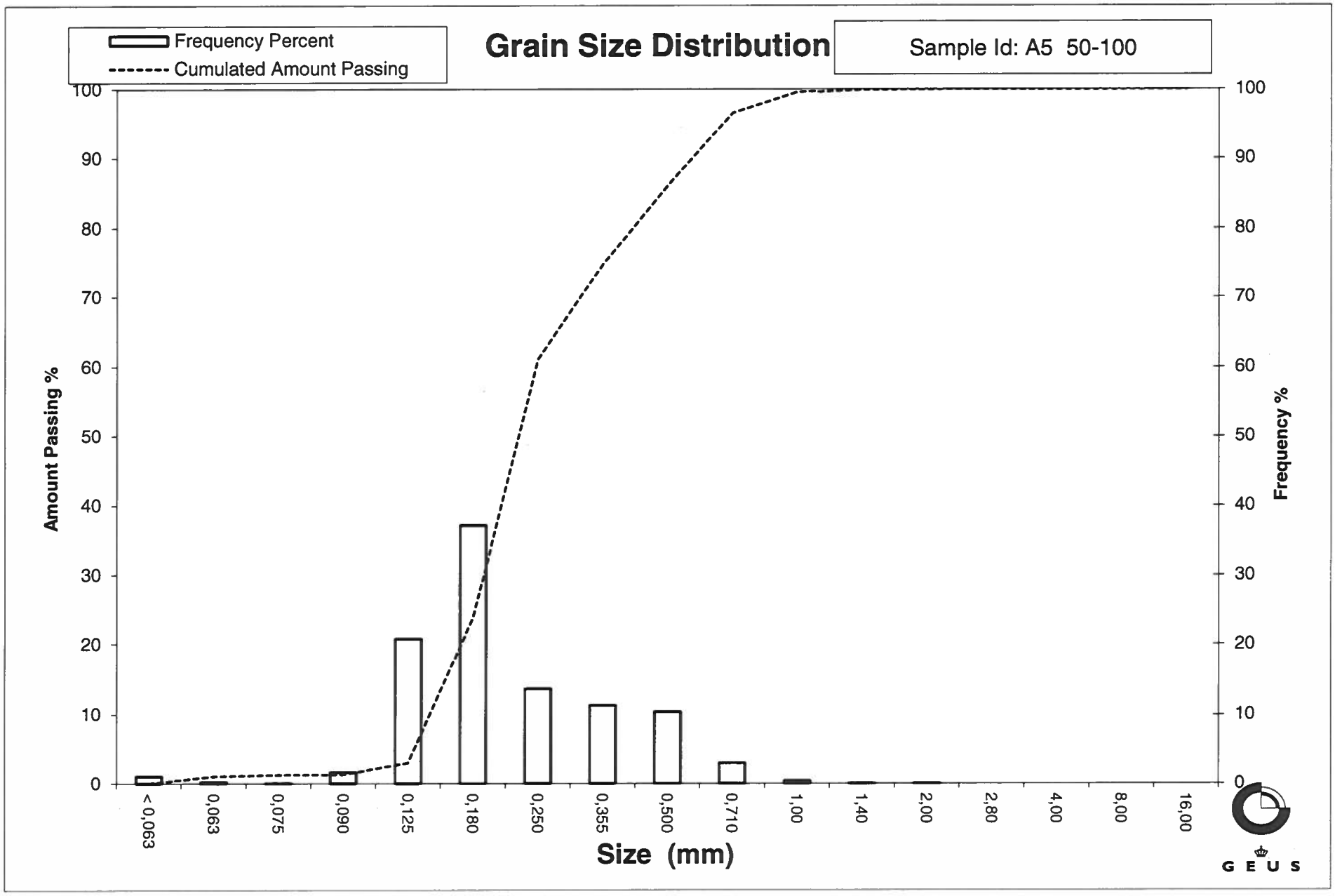
Frequency Percent
Cumulated Amount Passing
Grain Size Distribution
Sample Id: A5 50-100
Amount Passing %
Frequency %
100
90
80
70
60
50
40
30
20
10
0
< 0,063
0,063
0,075
0,090
0,125
0,180
0,250
0,355
0,500
0,710
1,00
1,40
2,00
2,80
4,00
8,00
16,00
Size (mm)
GEUS

Grain Size Distribution
Geotechnical

Sample Id: A5 100-150
Lab. Id: 220445
Projekt Energistyrelsen
Subject: A5
Date: 13-06-2022
Executed: PS/CRL
Remarks: >2,8mm heraf 0,5g skaller

GEUS

Total Weight 104,57 g

Size Fractions

Sieve Analysis

	Size mm	Size Φ	Weight g	Weight %	Cumulated amount passing %
Gravel	16,00	-4,00	0,00	0,00	100,00
	8,00	-3,00	0,00	0,00	100,00
	4,00	-2,00	0,44	0,42	99,58
	2,80	-1,49	0,14	0,13	99,45
	2,00	-1,00	0,37	0,35	99,09
Sand	1,40	-0,49	0,63	0,60	98,49
	1,00	0,00	2,43	2,32	96,17
	0,710	0,49	7,54	7,21	88,95
	0,500	1,00	12,96	12,39	76,56
	0,355	1,49	14,76	14,11	62,45
	0,250	2,00	23,05	22,04	40,40
	0,180	2,47	27,85	26,63	13,77
	0,125	3,00	12,65	12,10	1,67
	0,090	3,47	0,86	0,82	0,85
	0,075	3,74	0,09	0,09	0,77
	0,063	3,99	0,09	0,09	0,68
	< 0,063	> 3,99	0,71	0,68	0,00

Size Classes (DGF-Bulletin 1 1988)

		Weight %
Silt and clay	(< 0,063 mm):	0,68
Sand, fine	(0,063 mm - 0,200 mm):	20,70
Sand, medium	(0,2 mm - 0,6 mm):	61,08
Sand, coarse	(0,6 mm - 2 mm):	16,63
Gravel	(> 2 mm):	0,91
Sum:		100,00

Moments Measures (Folk and Wards)

Percentile Amount in sieve	Percentile Amount passing	d(mm)	Φ
5%	95%	0,95	0,07
16%	84%	0,63	0,68
25%	75%	0,48	1,05
40%	60%	0,34	1,54
Median 50%	50%	0,30	1,76
75%	25%	0,21	2,25
84%	16%	0,19	2,43
90%	10%	0,16	2,62
95%	5%	0,14	2,84

Moments Statistics

Mean	1,62
Sorting	0,86
Skewness	-0,23
Kurtosis	0,94
Uniformity Coefficient	2,11

The analysis is executed according to DS 405.9 extended by sieves to the ½ phi scale

Size Classes and Percentiles are found by linear interpolation

Formulas

Mean (ϕ16%+ϕ84%+ϕ50%) / 3 (Folk and Ward 1957)

Sorting (ϕ84%-ϕ16%) / 4 + (ϕ95%-ϕ5%) / 6,6 (Folk and Ward 1957)

Kurtosis (ϕ95% - ϕ5%) / (2,44 * (ϕ75% - ϕ25%)) (Folk and Ward 1957)

Skewness (ϕ16%+ϕ84% - 2*ϕ50%) / (2*(ϕ84%-ϕ16%)) + (ϕ5%+ϕ95% - 2*ϕ50%) / (2*(ϕ95%-ϕ5%)) (Folk and Ward 1957)

Uniformity Coefficient (d60% / d10%) (dgf-Bulletin 1988)

Mean, sorting, skewness and kurtosis are based on "Amount in sieve". Uniformity coefficient is based on "Amount passing".

Øster Voldgade 10 1350 København K
Tel.: +45 38 14 20 00 Telefax: +45 38 14 20 50
Email: GEUS@geus.dk
www.geus.dk

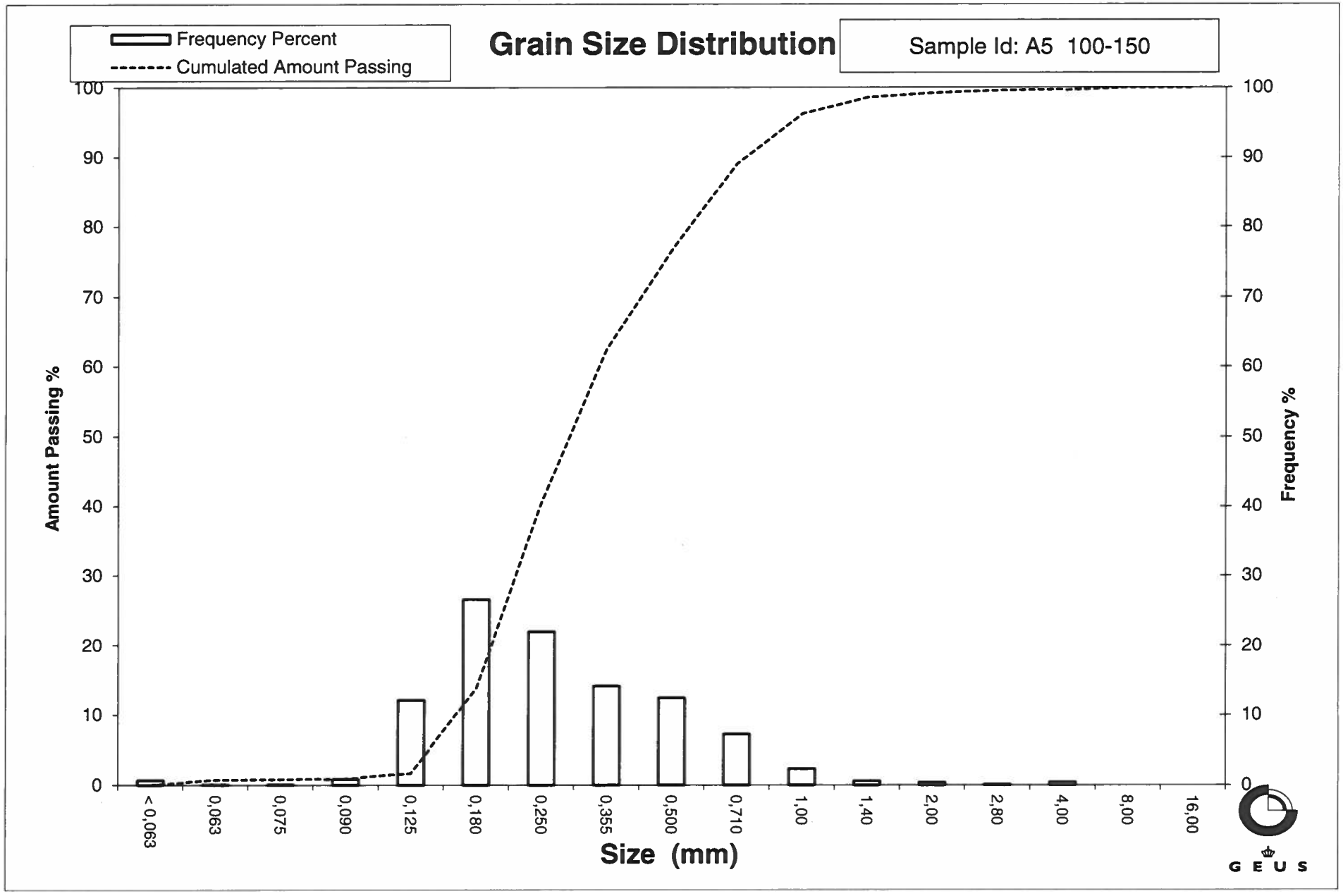
Frequency Percent
Cumulated Amount Passing
Grain Size Distribution
Sample Id: A5 100-150
Amount Passing %
Frequency %
100
90
80
70
60
50
40
30
20
10
0
< 0,063
0,063
0,075
0,090
0,125
0,180
0,250
0,355
0,500
0,710
1,00
1,40
2,00
2,80
4,00
8,00
16,00
Size (mm)
GEUS

Grain Size Distribution
Geotechnical

Sample Id: A5 150-200
Lab. Id: 220469
Projekt Energistyrelsen
Subject: A5
Date: 13-06-2022
Executed: PS/CRL
Remarks:

GEUS

Total Weight 99,42 g

Size Fractions

Sieve Analysis

	Size mm	Size Φ	Weight g	Weight %	Cumulated amount passing %
Gravel	16,00	-4,00	0,00	0,00	100,00
	8,00	-3,00	0,00	0,00	100,00
	4,00	-2,00	0,00	0,00	100,00
	2,80	-1,49	0,00	0,00	100,00
	2,00	-1,00	0,06	0,06	99,94
Sand	1,40	-0,49	0,21	0,21	99,73
	1,00	0,00	0,94	0,95	98,78
	0,710	0,49	3,27	3,29	95,49
	0,500	1,00	9,93	9,99	85,51
	0,355	1,49	17,26	17,36	68,15
	0,250	2,00	22,78	22,91	45,23
	0,180	2,47	35,00	35,20	10,03
	0,125	3,00	7,66	7,70	2,32
	0,090	3,47	0,87	0,88	1,45
	0,075	3,74	0,05	0,05	1,40
	0,063	3,99	0,10	0,10	1,30
	< 0,063	> 3,99	1,29	1,30	0,00

Size Classes (DGF-Bulletin 1 1988)

		Weight %
Silt and clay	(< 0,063 mm):	1,30
Sand, fine	(0,063 mm - 0,200 mm):	18,79
Sand, medium	(0,2 mm - 0,6 mm):	70,18
Sand, coarse	(0,6 mm - 2 mm):	9,68
Gravel	(> 2 mm):	0,06
Sum:		100,00

Moments Measures (Folk and Wards)

Percentile Amount in sieve	Percentile Amount passing	d(mm)	Φ
5%	95%	0,70	0,52
16%	84%	0,49	1,04
25%	75%	0,41	1,28
40%	60%	0,32	1,65
Median 50%	50%	0,27	1,88
75%	25%	0,21	2,25
84%	16%	0,19	2,38
90%	10%	0,18	2,48
95%	5%	0,14	2,79

Moments Statistics

Mean	1,77
Sorting	0,68
Skewness	-0,22
Kurtosis	0,96
Uniformity Coefficient	1,77

The analysis is executed according to DS 405.9 extended by sieves to the ½ phi scale

Size Classes and Percentiles are found by linear interpolation

Formulas

Mean (ϕ16%+ϕ84%+ϕ50%) / 3 (Folk and Ward 1957)

Sorting (ϕ84%-ϕ16%) / 4 + (ϕ95%-ϕ5%) / 6,6 (Folk and Ward 1957)

Kurtosis (ϕ95% - ϕ5%) / (2,44 * (ϕ75% - ϕ25%)) (Folk and Ward 1957)

Skewness (ϕ16%+ϕ84% - 2*ϕ50%) / (2*(ϕ84%-ϕ16%)) + (ϕ5%+ϕ95% - 2*ϕ50%) / (2*(ϕ95%-ϕ5%)) (Folk and Ward 1957)

Uniformity Coefficient (d60% / d10%) (dgf-Bulletin 1988)

Mean, sorting, skewness and kurtosis are based on "Amount in sieve". Uniformity coefficient is based on "Amount passing".

Øster Voldgade 10 1350 København K
Tel.: +45 38 14 20 00 Telefax: +45 38 14 20 50
Email: GEUS@geus.dk
www.geus.dk

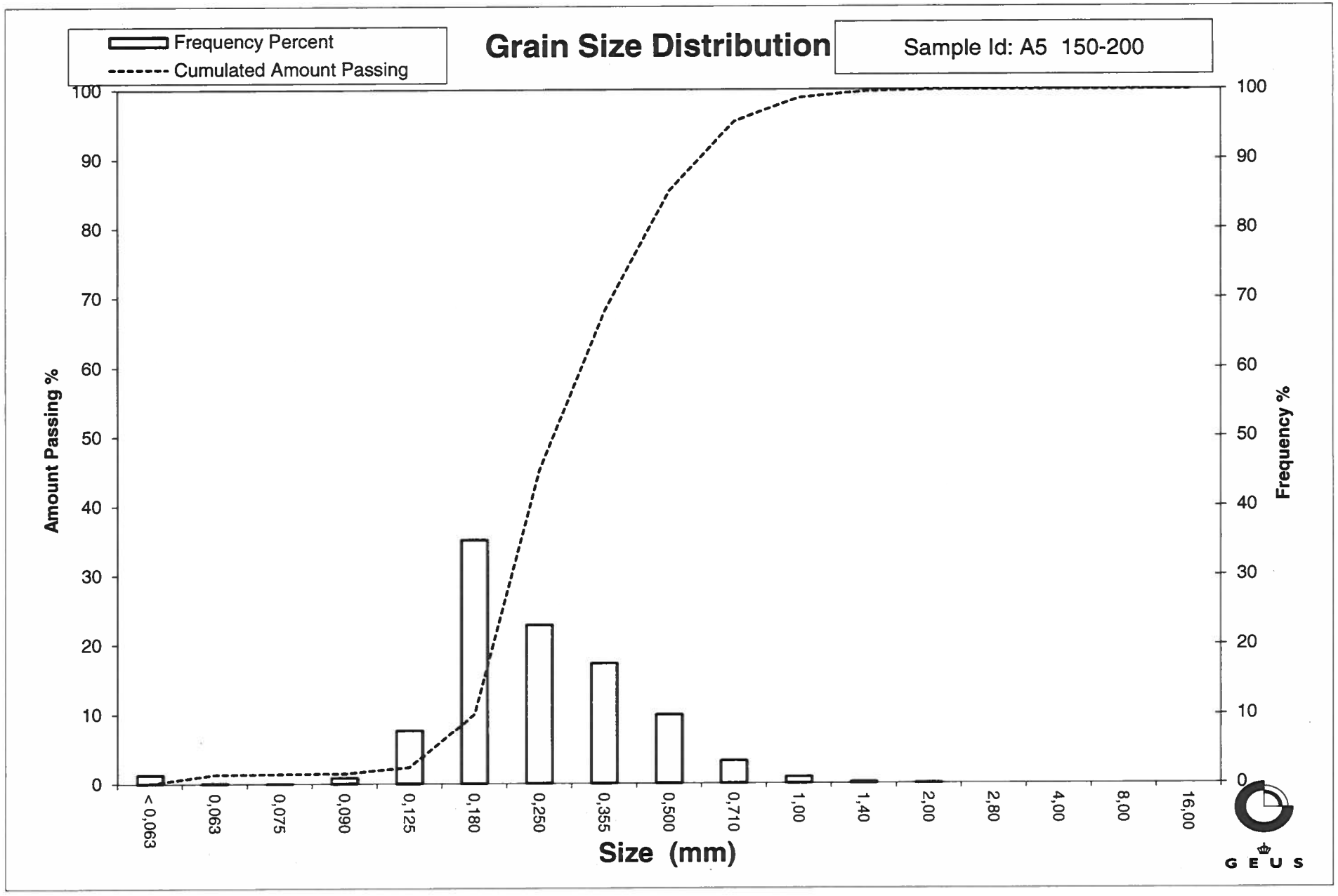
Frequency Percent
Cumulated Amount Passing
Grain Size Distribution
Sample Id: A5 150-200
Amount Passing %
Frequency %
100
90
80
70
60
50
40
30
20
10
0
< 0,063
0,063
0,075
0,090
0,125
0,180
0,250
0,355
0,500
0,710
1,00
1,40
2,00
2,80
4,00
8,00
16,00
Size (mm)
GEUS

Grain Size Distribution
Geotechnical

Sample Id: A5 200-250
Lab. Id: 220470
Projekt Energistyrelsen
Subject: A5
Date: 13-06-2022
Executed: PS/CRL
Remarks:

GEUS

Total Weight 102,19 g

Size Fractions

Sieve Analysis

	Size mm	Size Φ	Weight g	Weight %	Cumulated amount passing %
Gravel	16,00	-4,00	0,00	0,00	100,00
	8,00	-3,00	0,00	0,00	100,00
	4,00	-2,00	0,00	0,00	100,00
	2,80	-1,49	0,00	0,00	100,00
	2,00	-1,00	0,00	0,00	100,00
Sand	1,40	-0,49	0,05	0,05	99,95
	1,00	0,00	0,21	0,21	99,75
	0,710	0,49	0,92	0,90	98,85
	0,500	1,00	4,05	3,96	94,88
	0,355	1,49	12,68	12,41	82,47
	0,250	2,00	28,55	27,94	54,54
	0,180	2,47	37,92	37,11	17,43
	0,125	3,00	15,19	14,86	2,56
	0,090	3,47	1,16	1,14	1,43
	0,075	3,74	0,12	0,12	1,31
	0,063	3,99	0,14	0,14	1,17
	< 0,063	> 3,99	1,20	1,17	0,00

Size Classes (DGF-Bulletin 1 1988)

		Weight %
Silt and clay	(< 0,063 mm):	1,17
Sand, fine	(0,063 mm - 0,200 mm):	26,86
Sand, medium	(0,2 mm - 0,6 mm):	68,74
Sand, coarse	(0,6 mm - 2 mm):	3,23
Gravel	(> 2 mm):	0,00
Sum:		100,00

Moments Measures (Folk and Wards)

Percentile Amount in sieve	Percentile Amount passing	d(mm)	Φ
5%	95%	0,51	0,98
16%	84%	0,37	1,42
25%	75%	0,33	1,61
40%	60%	0,27	1,89
Median 50%	50%	0,24	2,05
75%	25%	0,19	2,36
84%	16%	0,17	2,52
90%	10%	0,15	2,71
95%	5%	0,13	2,90

Moments Statistics

Mean	2,00
Sorting	0,56
Skewness	-0,13
Kurtosis	1,05
Uniformity Coefficient	1,77

The analysis is executed according to DS 405.9 extended by sieves to the ½ phi scale

Size Classes and Percentiles are found by linear interpolation

Formulas

Mean (ϕ16%+ϕ84%+ϕ50%) / 3 (Folk and Ward 1957)

Sorting (ϕ84%-ϕ16%) / 4 + (ϕ95%-ϕ5%) / 6,6 (Folk and Ward 1957)

Kurtosis (ϕ95% - ϕ5%) / (2,44 * (ϕ75% - ϕ25%)) (Folk and Ward 1957)

Skewness (ϕ16%+ϕ84% - 2*ϕ50%) / (2*(ϕ84%-ϕ16%)) + (ϕ5%+ϕ95% - 2*ϕ50%) / (2*(ϕ95%-ϕ5%)) (Folk and Ward 1957)

Uniformity Coefficient (d60% / d10%) (dgf-Bulletin 1988)

Mean, sorting, skewness and kurtosis are based on "Amount in sieve". Uniformity coefficient is based on "Amount passing".

Øster Voldgade 10 1350 København K
Tel.: +45 38 14 20 00 Telefax: +45 38 14 20 50
Email: GEUS@geus.dk
www.geus.dk

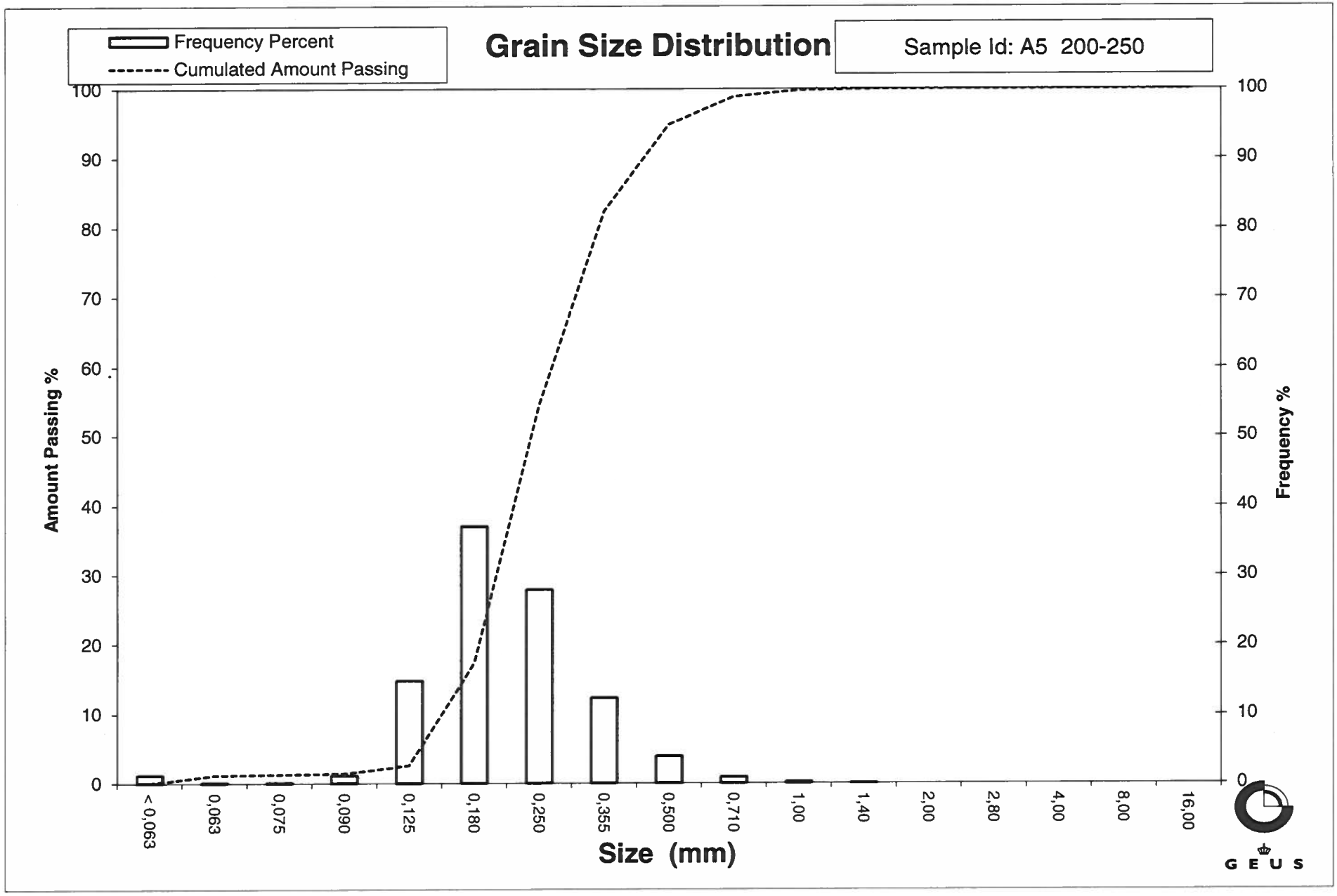
Frequency Percent
Cumulated Amount Passing
Grain Size Distribution
Sample Id: A5 200-250
Amount Passing %
Frequency %
100
90
80
70
60
50
40
30
20
10
0
< 0,063
0,063
0,075
0,090
0,125
0,180
0,250
0,355
0,500
0,710
1,00
1,40
2,00
2,80
4,00
8,00
16,00
Size (mm)
GEUS

Grain Size Distribution
Geotechnical

Sample Id: A7 0-50
Lab. Id: 220423
Projekt Energistyrelsen
Subject: A7
Date: 13-06-2022
Executed: PS/CRL
Remarks:

GEUS

Total Weight 105,09 g

Size Fractions

Sieve Analysis

	Size mm	Size Φ	Weight g	Weight %	Cumulated amount passing %
Gravel	16,00	-4,00	0,00	0,00	100,00
	8,00	-3,00	0,00	0,00	100,00
	4,00	-2,00	0,00	0,00	100,00
	2,80	-1,49	0,23	0,22	99,78
	2,00	-1,00	0,19	0,18	99,60
Sand	1,40	-0,49	0,60	0,57	99,03
	1,00	0,00	6,03	5,74	93,29
	0,710	0,49	27,80	26,45	66,84
	0,500	1,00	21,49	20,45	46,39
	0,355	1,49	27,00	25,69	20,70
	0,250	2,00	14,78	14,06	6,63
	0,180	2,47	4,85	4,62	2,02
	0,125	3,00	1,02	0,97	1,05
	0,090	3,47	0,08	0,08	0,97
	0,075	3,74	0,00	0,00	0,97
	0,063	3,99	0,00	0,00	0,97
	< 0,063	> 3,99	1,02	0,97	0,00

Size Classes (DGF-Bulletin 1 1988)

		Weight %
Silt and clay	(< 0,063 mm):	0,97
Sand, fine	(0,063 mm - 0,200 mm):	2,37
Sand, medium	(0,2 mm - 0,6 mm):	52,79
Sand, coarse	(0,6 mm - 2 mm):	43,47
Gravel	(> 2 mm):	0,40
Sum:		100,00

Moments Measures (Folk and Wards)

Percentile Amount in sieve	Percentile Amount passing	d(mm)	Φ
5%	95%	1,12	-0,16
16%	84%	0,90	0,15
25%	75%	0,80	0,32
40%	60%	0,64	0,64
Median 50%	50%	0,54	0,90
75%	25%	0,38	1,40
84%	16%	0,32	1,64
90%	10%	0,28	1,86
95%	5%	0,23	2,15

Moments Statistics

Mean	0,90
Sorting	0,72
Skewness	0,04
Kurtosis	0,88
Uniformity Coefficient	2,33

The analysis is executed according to DS 405.9 extended by sieves to the ½ phi scale

Size Classes and Percentiles are found by linear interpolation

Formulas

Mean (ϕ16%+ϕ84%+ϕ50%) / 3 (Folk and Ward 1957)

Sorting (ϕ84%-ϕ16%) / 4 + (ϕ95%-ϕ5%) / 6,6 (Folk and Ward 1957)

Kurtosis (ϕ95% - ϕ5%) / (2,44 * (ϕ75% - ϕ25%)) (Folk and Ward 1957)

Skewness (ϕ16%+ϕ84% - 2*ϕ50%) / (2*(ϕ84%-ϕ16%)) + (ϕ5%+ϕ95% - 2*ϕ50%) / (2*(ϕ95%-ϕ5%)) (Folk and Ward 1957)

Uniformity Coefficient (d60% / d10%) (dgf-Bulletin 1988)

Mean, sorting, skewness and kurtosis are based on "Amount in sieve". Uniformity coefficient is based on "Amount passing".

Øster Voldgade 10 1350 København K
Tel.: +45 38 14 20 00 Telefax: +45 38 14 20 50
Email: GEUS@geus.dk
www.geus.dk

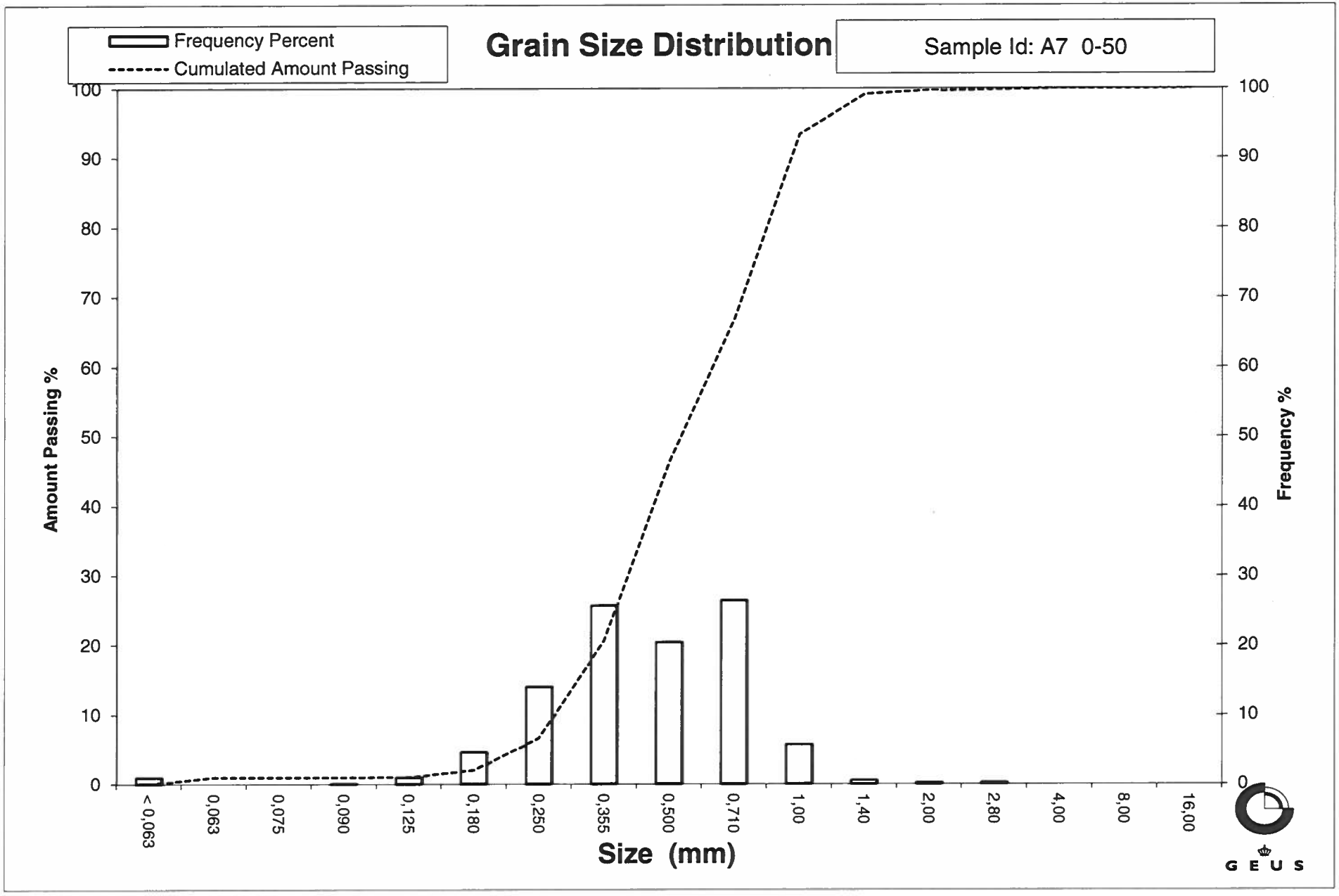
Frequency Percent
Cumulated Amount Passing
Grain Size Distribution
Sample Id: A7 0-50
Amount Passing %
Frequency %
100
90
80
70
60
50
40
30
20
10
0
< 0,063
0,063
0,075
0,090
0,125
0,180
0,250
0,355
0,500
0,710
1,00
1,40
2,00
2,80
4,00
8,00
16,00
Size (mm)
GEUS

Grain Size Distribution
Geotechnical

Sample Id: A7 50-100
Lab. Id: 220424
Projekt Energistyrelsen
Subject: A7
Date: 13-06-2022
Executed: PS/CRL
Remarks:

GEUS

Total Weight 117,37 g

Size Fractions

Sieve Analysis

	Size mm	Size Φ	Weight g	Weight %	Cumulated amount passing %
Gravel	16,00	-4,00	0,00	0,00	100,00
	8,00	-3,00	0,00	0,00	100,00
	4,00	-2,00	0,28	0,24	99,76
	2,80	-1,49	0,33	0,28	99,48
	2,00	-1,00	0,36	0,31	99,17
Sand	1,40	-0,49	1,15	0,98	98,19
	1,00	0,00	4,12	3,51	94,68
	0,710	0,49	13,11	11,17	83,51
	0,500	1,00	17,98	15,32	68,19
	0,355	1,49	26,55	22,62	45,57
	0,250	2,00	31,38	26,74	18,84
	0,180	2,47	16,97	14,46	4,38
	0,125	3,00	4,18	3,56	0,82
	0,090	3,47	0,20	0,17	0,65
	0,075	3,74	0,00	0,00	0,65
	0,063	3,99	0,00	0,00	0,65
	< 0,063	> 3,99	0,76	0,65	0,00

Size Classes (DGF-Bulletin 1 1988)

		Weight %
Silt and clay	(< 0,063 mm):	0,65
Sand, fine	(0,063 mm - 0,200 mm):	7,86
Sand, medium	(0,2 mm - 0,6 mm):	66,98
Sand, coarse	(0,6 mm - 2 mm):	23,68
Gravel	(> 2 mm):	0,83
Sum:		100,00

Moments Measures (Folk and Wards)

Percentile Amount in sieve	Percentile Amount passing	d(mm)	Φ
5%	95%	1,04	-0,05
16%	84%	0,72	0,47
25%	75%	0,59	0,75
40%	60%	0,45	1,16
Median 50%	50%	0,38	1,38
75%	25%	0,27	1,87
84%	16%	0,24	2,08
90%	10%	0,21	2,27
95%	5%	0,18	2,45

Moments Statistics

Mean	1,31
Sorting	0,78
Skewness	-0,14
Kurtosis	0,92
Uniformity Coefficient	2,16

The analysis is executed according to DS 405.9 extended by sieves to the ½ phi scale

Size Classes and Percentiles are found by linear interpolation

Formulas

Mean (ϕ16%+ϕ84%+ϕ50%) / 3 (Folk and Ward 1957)

Sorting (ϕ84%-ϕ16%) / 4 + (ϕ95%-ϕ5%) / 6,6 (Folk and Ward 1957)

Kurtosis (ϕ95% - ϕ5%) / (2,44 * (ϕ75% - ϕ25%)) (Folk and Ward 1957)

Skewness (ϕ16%+ϕ84% - 2*ϕ50%) / (2*(ϕ84%-ϕ16%)) + (ϕ5%+ϕ95% - 2*ϕ50%) / (2*(ϕ95%-ϕ5%)) (Folk and Ward 1957)

Uniformity Coefficient (d60% / d10%) (dgf-Bulletin 1988)

Mean, sorting, skewness and kurtosis are based on "Amount in sieve". Uniformity coefficient is based on "Amount passing".

Øster Voldgade 10 1350 København K
Tel.: +45 38 14 20 00 Telefax: +45 38 14 20 50
Email: GEUS@geus.dk
www.geus.dk

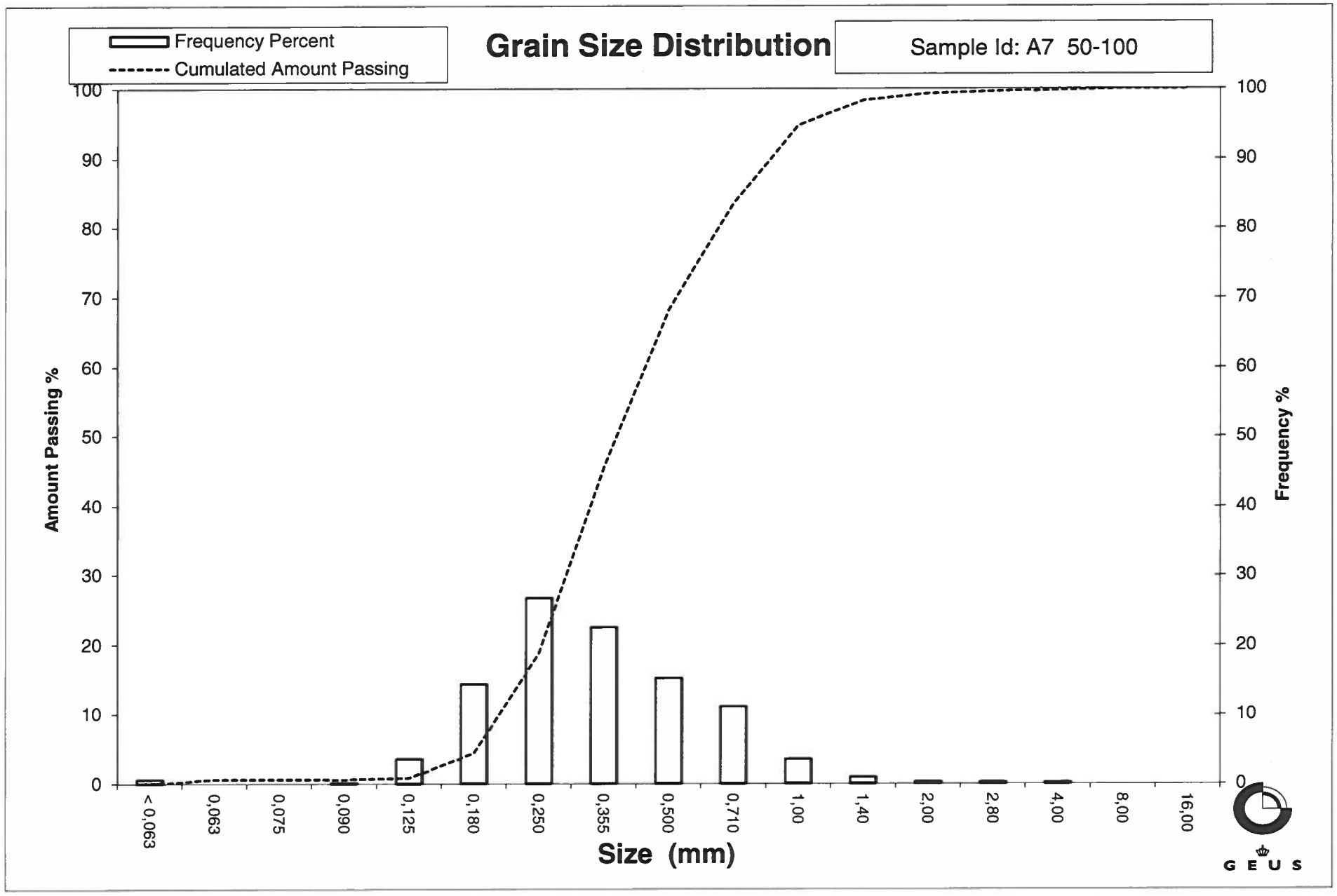
Frequency Percent
Cumulated Amount Passing
Grain Size Distribution
Sample Id: A7 50-100
Amount Passing %
Frequency %
100
90
80
70
60
50
40
30
20
10
0
< 0,063
0,063
0,075
0,090
0,125
0,180
0,250
0,355
0,500
0,710
1,00
1,40
2,00
2,80
4,00
8,00
16,00
Size (mm)
GEUS

Grain Size Distribution
Geotechnical

Sample Id: A7 100-150
Lab. Id: 220425
Projekt Energistyrelsen
Subject: A7
Date: 13-06-2022
Executed: PS/CRL
Remarks:

GEUS

Total Weight 117,57 g

Size Fractions

Sieve Analysis

	Size mm	Size Φ	Weight g	Weight %	Cumulated amount passing %
Gravel	16,00	-4,00	0,00	0,00	100,00
	8,00	-3,00	0,00	0,00	100,00
	4,00	-2,00	0,15	0,13	99,87
	2,80	-1,49	0,17	0,14	99,73
	2,00	-1,00	0,17	0,14	99,58
Sand	1,40	-0,49	0,55	0,47	99,12
	1,00	0,00	3,29	2,80	96,32
	0,710	0,49	9,82	8,35	87,96
	0,500	1,00	22,82	19,41	68,55
	0,355	1,49	32,91	27,99	40,56
	0,250	2,00	27,57	23,45	17,11
	0,180	2,47	14,38	12,23	4,88
	0,125	3,00	4,06	3,45	1,43
	0,090	3,47	0,26	0,22	1,21
	0,075	3,74	0,09	0,08	1,13
	0,063	3,99	0,00	0,00	1,13
	< 0,063	> 3,99	1,33	1,13	0,00

Size Classes (DGF-Bulletin 1 1988)

		Weight %
Silt and clay	(< 0,063 mm):	1,13
Sand, fine	(0,063 mm - 0,200 mm):	7,25
Sand, medium	(0,2 mm - 0,6 mm):	69,42
Sand, coarse	(0,6 mm - 2 mm):	21,79
Gravel	(> 2 mm):	0,42
Sum:		100,00

Moments Measures (Folk and Wards)

Percentile Amount in sieve	Percentile Amount passing	d(mm)	Φ
5%	95%	0,95	0,07
16%	84%	0,67	0,58
25%	75%	0,57	0,81
40%	60%	0,46	1,13
Median 50%	50%	0,40	1,31
75%	25%	0,29	1,81
84%	16%	0,24	2,04
90%	10%	0,21	2,26
95%	5%	0,18	2,47

Moments Statistics

Mean	1,31
Sorting	0,73
Skewness	-0,01
Kurtosis	0,99
Uniformity Coefficient	2,18

The analysis is executed according to DS 405.9 extended by sieves to the ½ phi scale

Size Classes and Percentiles are found by linear interpolation

Formulas

Mean (ϕ16%+ϕ84%+ϕ50%) / 3 (Folk and Ward 1957)

Sorting (ϕ84%-ϕ16%) / 4 + (ϕ95%-ϕ5%) / 6,6 (Folk and Ward 1957)

Kurtosis (ϕ95% - ϕ5%) / (2,44 * (ϕ75% - ϕ25%)) (Folk and Ward 1957)

Skewness (ϕ16%+ϕ84% - 2*ϕ50%) / (2*(ϕ84%-ϕ16%)) + (ϕ5%+ϕ95% - 2*ϕ50%) / (2*(ϕ95%-ϕ5%)) (Folk and Ward 1957)

Uniformity Coefficient (d60% / d10%) (dgf-Bulletin 1988)

Mean, sorting, skewness and kurtosis are based on "Amount in sieve". Uniformity coefficient is based on "Amount passing".

Øster Voldgade 10 1350 København K
Tel.: +45 38 14 20 00 Telefax: +45 38 14 20 50
Email: GEUS@geus.dk
www.geus.dk

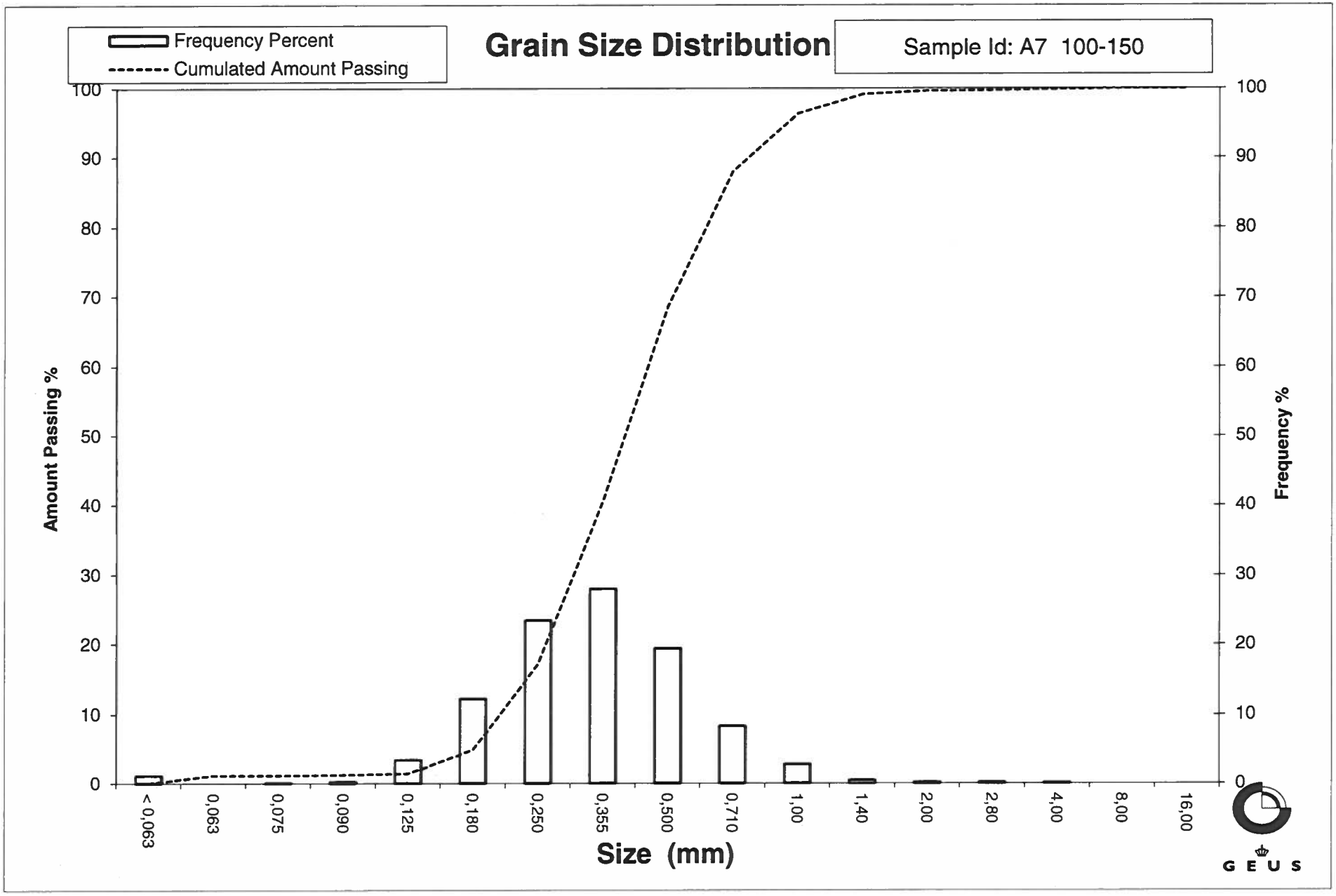
Frequency Percent
Cumulated Amount Passing
Grain Size Distribution
Sample Id: A7 100-150
Amount Passing %
Frequency %
100
90
80
70
60
50
40
30
20
10
0
< 0,063
0,063
0,075
0,090
0,125
0,180
0,250
0,355
0,500
0,710
1,00
1,40
2,00
2,80
4,00
8,00
16,00
Size (mm)
GEUS

Grain Size Distribution
Geotechnical

Sample Id: A7 150-200
Lab. Id: 220426
Projekt Energistyrelsen
Subject: A7
Date: 13-06-2022
Executed: PS/CRL
Remarks:

GEUS

Total Weight 130,5 g

Size Fractions

Sieve Analysis

	Size mm	Size Φ	Weight g	Weight %	Cumulated amount passing %
Gravel	16,00	-4,00	0,00	0,00	100,00
	8,00	-3,00	0,00	0,00	100,00
	4,00	-2,00	0,00	0,00	100,00
	2,80	-1,49	0,00	0,00	100,00
	2,00	-1,00	0,10	0,08	99,92
Sand	1,40	-0,49	0,72	0,55	99,37
	1,00	0,00	2,89	2,21	97,16
	0,710	0,49	8,40	6,44	90,72
	0,500	1,00	24,44	18,73	71,99
	0,355	1,49	37,20	28,51	43,49
	0,250	2,00	29,20	22,38	21,11
	0,180	2,47	21,50	16,48	4,64
	0,125	3,00	3,96	3,03	1,60
	0,090	3,47	0,38	0,29	1,31
	0,075	3,74	0,11	0,08	1,23
	0,063	3,99	0,00	0,00	1,23
	< 0,063	> 3,99	1,60	1,23	0,00

Size Classes (DGF-Bulletin 1 1988)

		Weight %
Silt and clay	(< 0,063 mm):	1,23
Sand, fine	(0,063 mm - 0,200 mm):	8,12
Sand, medium	(0,2 mm - 0,6 mm):	71,57
Sand, coarse	(0,6 mm - 2 mm):	19,01
Gravel	(> 2 mm):	0,08
Sum:		100,00

Moments Measures (Folk and Wards)

Percentile Amount in sieve	Percentile Amount passing	d(mm)	Φ
5%	95%	0,90	0,15
16%	84%	0,63	0,66
25%	75%	0,53	0,91
40%	60%	0,44	1,19
Median 50%	50%	0,39	1,37
75%	25%	0,27	1,90
84%	16%	0,23	2,13
90%	10%	0,20	2,30
95%	5%	0,18	2,46

Moments Statistics

Mean	1,38
Sorting	0,72
Skewness	-0,01
Kurtosis	0,96
Uniformity Coefficient	2,16

The analysis is executed according to DS 405.9 extended by sieves to the ½ phi scale

Size Classes and Percentiles are found by linear interpolation

Formulas

Mean (ϕ16%+ϕ84%+ϕ50%) / 3 (Folk and Ward 1957)

Sorting (ϕ84%-ϕ16%) / 4 + (ϕ95%-ϕ5%) / 6,6 (Folk and Ward 1957)

Kurtosis (ϕ95% - ϕ5%) / (2,44 * (ϕ75% - ϕ25%)) (Folk and Ward 1957)

Skewness (ϕ16%+ϕ84% - 2*ϕ50%) / (2*(ϕ84%-ϕ16%)) + (ϕ5%+ϕ95% - 2*ϕ50%) / (2*(ϕ95%-ϕ5%)) (Folk and Ward 1957)

Uniformity Coefficient (d60% / d10%) (dgf-Bulletin 1988)

Mean, sorting, skewness and kurtosis are based on "Amount in sieve". Uniformity coefficient is based on "Amount passing".

Øster Voldgade 10 1350 København K
Tel.: +45 38 14 20 00 Telefax: +45 38 14 20 50
Email: GEUS@geus.dk
www.geus.dk

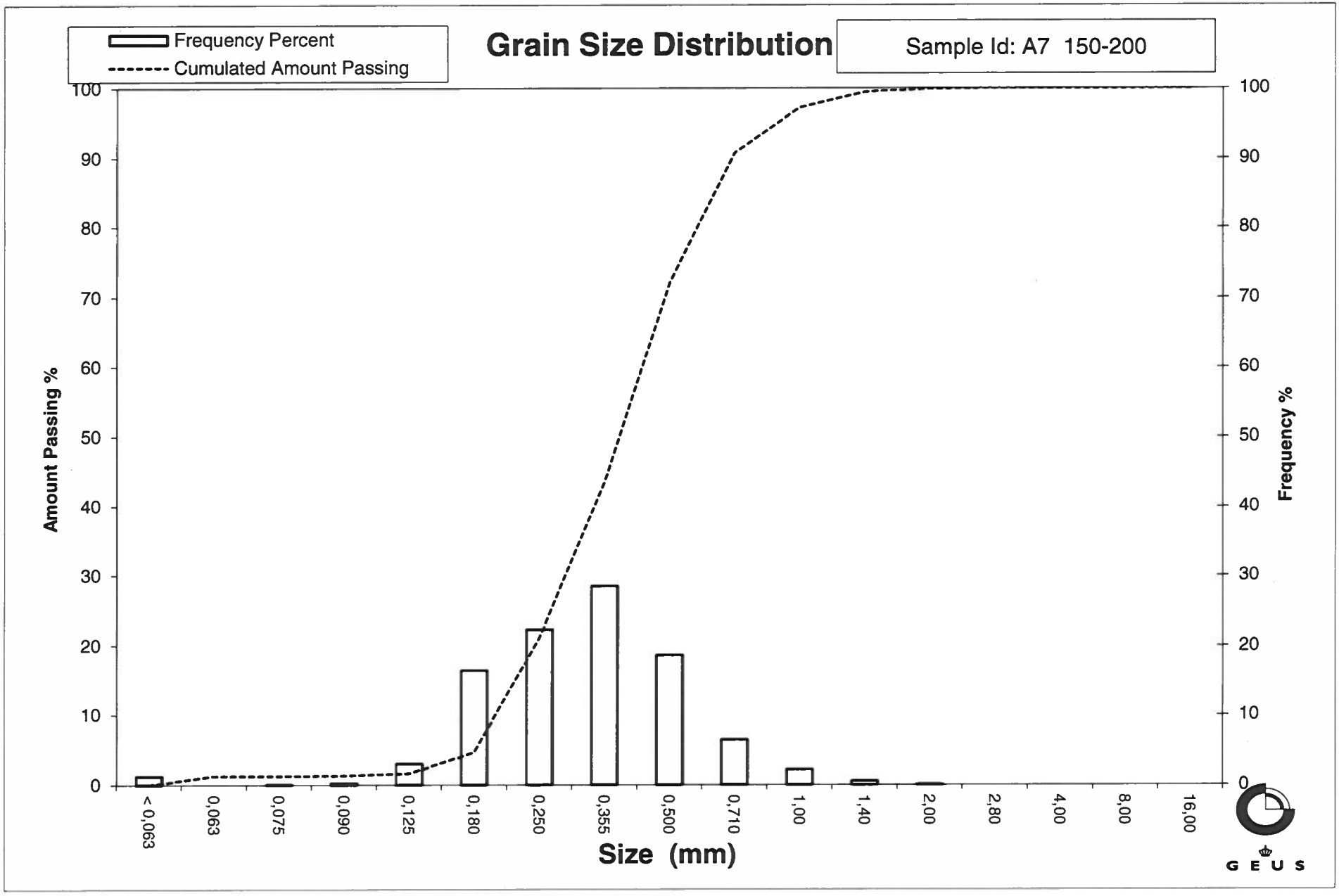
Frequency Percent
Cumulated Amount Passing
Grain Size Distribution
Sample Id: A7 150-200
Amount Passing %
Frequency %
100
90
80
70
60
50
40
30
20
10
0
< 0,063
0,063
0,075
0,090
0,125
0,180
0,250
0,355
0,500
0,710
1,00
1,40
2,00
2,80
4,00
8,00
16,00
Size (mm)
GEUS

Grain Size Distribution
Geotechnical

Sample Id: A7 300-350
Lab. Id: 220427
Projekt Energistyrelsen
Subject: A7
Date: 13-06-2022
Executed: PS/CRL
Remarks: >2mm består af skaller

GEUS

Total Weight 109,68 g

Size Fractions

Sieve Analysis

	Size mm	Size Φ	Weight g	Weight %	Cumulated amount passing %
Gravel	16,00	-4,00	0,00	0,00	100,00
	8,00	-3,00	0,00	0,00	100,00
	4,00	-2,00	0,00	0,00	100,00
	2,80	-1,49	0,00	0,00	100,00
	2,00	-1,00	0,07	0,06	99,94
Sand	1,40	-0,49	0,17	0,15	99,78
	1,00	0,00	0,79	0,72	99,06
	0,710	0,49	3,36	3,06	96,00
	0,500	1,00	16,36	14,92	81,08
	0,355	1,49	27,05	24,66	56,42
	0,250	2,00	32,30	29,45	26,97
	0,180	2,47	20,56	18,75	8,22
	0,125	3,00	7,28	6,64	1,59
	0,090	3,47	0,50	0,46	1,13
	0,075	3,74	0,03	0,03	1,10
	0,063	3,99	0,03	0,03	1,08
	< 0,063	> 3,99	1,18	1,08	0,00

Size Classes (DGF-Bulletin 1 1988)

		Weight %
Silt and clay	(< 0,063 mm):	1,08
Sand, fine	(0,063 mm - 0,200 mm):	12,50
Sand, medium	(0,2 mm - 0,6 mm):	74,60
Sand, coarse	(0,6 mm - 2 mm):	11,75
Gravel	(> 2 mm):	0,06
Sum:		100,00

Moments Measures (Folk and Wards)

Percentile Amount in sieve	Percentile Amount passing	d(mm)	Φ
5%	95%	0,70	0,52
16%	84%	0,54	0,89
25%	75%	0,46	1,11
40%	60%	0,38	1,41
Median 50%	50%	0,33	1,59
75%	25%	0,24	2,04
84%	16%	0,21	2,26
90%	10%	0,19	2,42
95%	5%	0,15	2,71

Moments Statistics

Mean	1,58
Sorting	0,67
Skewness	0,00
Kurtosis	0,96
Uniformity Coefficient	2,01

The analysis is executed according to DS 405.9 extended by sieves to the ½ phi scale

Size Classes and Percentiles are found by linear interpolation

Formulas

Mean (ϕ16%+ϕ84%+ϕ50%) / 3 (Folk and Ward 1957)

Sorting (ϕ84%-ϕ16%) / 4 + (ϕ95%-ϕ5%) / 6,6 (Folk and Ward 1957)

Kurtosis (ϕ95% - ϕ5%) / (2,44 * (ϕ75% - ϕ25%)) (Folk and Ward 1957)

Skewness (ϕ16%+ϕ84% - 2*ϕ50%) / (2*(ϕ84%-ϕ16%)) + (ϕ5%+ϕ95% - 2*ϕ50%) / (2*(ϕ95%-ϕ5%)) (Folk and Ward 1957)

Uniformity Coefficient (d60% / d10%) (dgf-Bulletin 1988)

Mean, sorting, skewness and kurtosis are based on "Amount in sieve". Uniformity coefficient is based on "Amount passing".

Øster Voldgade 10 1350 København K
Tel.: +45 38 14 20 00 Telefax: +45 38 14 20 50
Email: GEUS@geus.dk
www.geus.dk

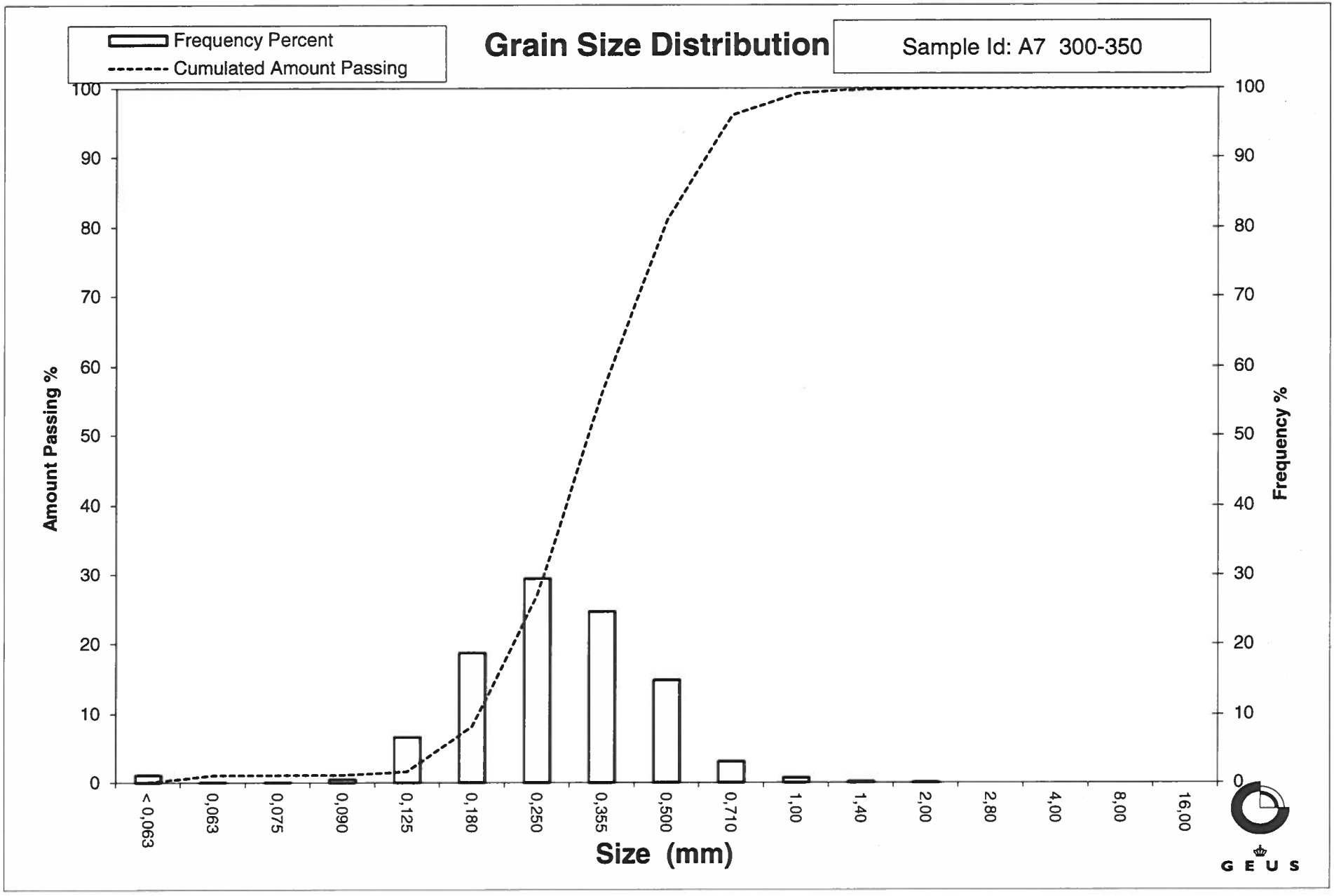
Frequency Percent
Cumulated Amount Passing
Grain Size Distribution
Sample Id: A7 300-350
Amount Passing %
Frequency %
100
90
80
70
60
50
40
30
20
10
0
< 0,063
0,063
0,075
0,090
0,125
0,180
0,250
0,355
0,500
0,710
1,00
1,40
2,00
2,80
4,00
8,00
16,00
Size (mm)
GEUS

Grain Size Distribution
Geotechnical

Sample Id: A7 400-450
Lab. Id: 220428
Projekt Energistyrelsen
Subject: A7
Date: 13-06-2022
Executed: PS/CRL
Remarks:

GEUS

Total Weight 102,23 g

Size Fractions

Sieve Analysis

	Size mm	Size Φ	Weight g	Weight %	Cumulated amount passing %
Gravel	16,00	-4,00	0,00	0,00	100,00
	8,00	-3,00	0,00	0,00	100,00
	4,00	-2,00	0,00	0,00	100,00
	2,80	-1,49	0,00	0,00	100,00
	2,00	-1,00	0,00	0,00	100,00
Sand	1,40	-0,49	0,03	0,03	99,97
	1,00	0,00	0,23	0,22	99,75
	0,710	0,49	1,68	1,64	98,10
	0,500	1,00	10,02	9,80	88,30
	0,355	1,49	25,12	24,57	63,73
	0,250	2,00	29,73	29,08	34,65
	0,180	2,47	24,83	24,29	10,36
	0,125	3,00	8,88	8,69	1,67
	0,090	3,47	0,77	0,75	0,92
	0,075	3,74	0,05	0,05	0,87
	0,063	3,99	0,09	0,09	0,78
	< 0,063	> 3,99	0,80	0,78	0,00

Size Classes (DGF-Bulletin 1 1988)

		Weight %
Silt and clay	(< 0,063 mm):	0,78
Sand, fine	(0,063 mm - 0,200 mm):	16,52
Sand, medium	(0,2 mm - 0,6 mm):	75,67
Sand, coarse	(0,6 mm - 2 mm):	7,03
Gravel	(> 2 mm):	0,00
Sum:		100,00

Moments Measures (Folk and Wards)

Percentile Amount in sieve	Percentile Amount passing	d(mm)	Φ
5%	95%	0,64	0,64
16%	84%	0,47	1,08
25%	75%	0,42	1,25
40%	60%	0,34	1,55
Median 50%	50%	0,31	1,71
75%	25%	0,22	2,17
84%	16%	0,20	2,35
90%	10%	0,18	2,49
95%	5%	0,15	2,78

Moments Statistics

Mean	1,71
Sorting	0,64
Skewness	0,00
Kurtosis	0,95
Uniformity Coefficient	1,92

The analysis is executed according to DS 405.9 extended by sieves to the ½ phi scale

Size Classes and Percentiles are found by linear interpolation

Formulas

Mean (ϕ16%+ϕ84%+ϕ50%) / 3 (Folk and Ward 1957)

Sorting (ϕ84%-ϕ16%) / 4 + (ϕ95%-ϕ5%) / 6,6 (Folk and Ward 1957)

Kurtosis (ϕ95% - ϕ5%) / (2,44 * (ϕ75% - ϕ25%)) (Folk and Ward 1957)

Skewness (ϕ16%+ϕ84% - 2*ϕ50%) / (2*(ϕ84%-ϕ16%)) + (ϕ5%+ϕ95% - 2*ϕ50%) / (2*(ϕ95%-ϕ5%)) (Folk and Ward 1957)

Uniformity Coefficient (d60% / d10%) (dgf-Bulletin 1988)

Mean, sorting, skewness and kurtosis are based on "Amount in sieve". Uniformity coefficient is based on "Amount passing".

Øster Voldgade 10 1350 København K
Tel.: +45 38 14 20 00 Telefax: +45 38 14 20 50
Email: GEUS@geus.dk
www.geus.dk

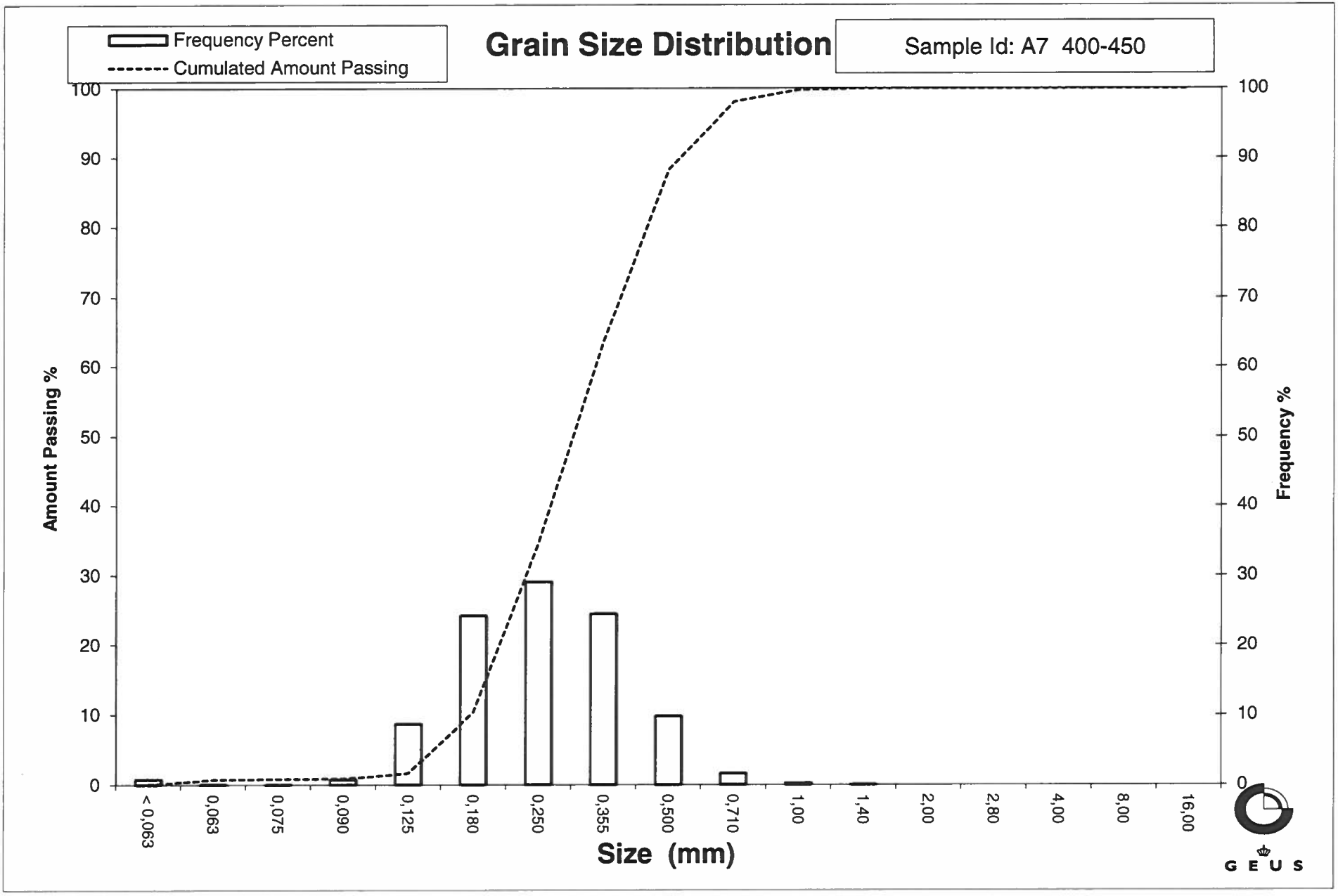
Frequency Percent
Cumulated Amount Passing
Grain Size Distribution
Sample Id: A7 400-450
Amount Passing %
Frequency %
100
90
80
70
60
50
40
30
20
10
0
< 0,063
0,063
0,075
0,090
0,125
0,180
0,250
0,355
0,500
0,710
1,00
1,40
2,00
2,80
4,00
8,00
16,00
Size (mm)
GEUS

Grain Size Distribution
Geotechnical

Sample Id: A8 0-37
Lab. Id: 220446
Projekt Energistyrelsen
Subject: A8
Date: 13-06-2022
Executed: PS/CRL
Remarks:

GEUS

Total Weight 100,46 g

Size Fractions

Sieve Analysis

	Size mm	Size Φ	Weight g	Weight %	Cumulated amount passing %
Gravel	16,00	-4,00	0,00	0,00	100,00
	8,00	-3,00	0,00	0,00	100,00
	4,00	-2,00	0,00	0,00	100,00
	2,80	-1,49	0,24	0,24	99,76
	2,00	-1,00	0,16	0,16	99,60
Sand	1,40	-0,49	0,61	0,61	98,99
	1,00	0,00	1,89	1,88	97,11
	0,710	0,49	5,01	4,99	92,13
	0,500	1,00	15,62	15,55	76,58
	0,355	1,49	27,59	27,46	49,11
	0,250	2,00	29,56	29,42	19,69
	0,180	2,47	14,80	14,73	4,96
	0,125	3,00	3,76	3,74	1,21
	0,090	3,47	0,35	0,35	0,87
	0,075	3,74	0,00	0,00	0,87
	0,063	3,99	0,00	0,00	0,87
	< 0,063	> 3,99	0,87	0,87	0,00

Size Classes (DGF-Bulletin 1 1988)

		Weight %
Silt and clay	(< 0,063 mm):	0,87
Sand, fine	(0,063 mm - 0,200 mm):	8,30
Sand, medium	(0,2 mm - 0,6 mm):	74,82
Sand, coarse	(0,6 mm - 2 mm):	15,62
Gravel	(> 2 mm):	0,40
Sum:		100,00

Moments Measures (Folk and Wards)

Percentile Amount in sieve	Percentile Amount passing	d(mm)	Φ
5%	95%	0,88	0,19
16%	84%	0,60	0,74
25%	75%	0,49	1,02
40%	60%	0,41	1,28
Median 50%	50%	0,36	1,48
75%	25%	0,27	1,89
84%	16%	0,23	2,10
90%	10%	0,20	2,29
95%	5%	0,18	2,47

Moments Statistics

Mean	1,44
Sorting	0,69
Skewness	-0,10
Kurtosis	1,08
Uniformity Coefficient	2,02

The analysis is executed according to DS 405.9 extended by sieves to the ½ phi scale

Size Classes and Percentiles are found by linear interpolation

Formulas

Mean (ϕ16%+ϕ84%+ϕ50%) / 3 (Folk and Ward 1957)

Sorting (ϕ84%-ϕ16%) / 4 + (ϕ95%-ϕ5%) / 6,6 (Folk and Ward 1957)

Kurtosis (ϕ95% - ϕ5%) / (2,44 * (ϕ75% - ϕ25%)) (Folk and Ward 1957)

Skewness (ϕ16%+ϕ84% - 2*ϕ50%) / (2*(ϕ84%-ϕ16%)) + (ϕ5%+ϕ95% - 2*ϕ50%) / (2*(ϕ95%-ϕ5%)) (Folk and Ward 1957)

Uniformity Coefficient (d60% / d10%) (dgf-Bulletin 1988)

Mean, sorting, skewness and kurtosis are based on "Amount in sieve". Uniformity coefficient is based on "Amount passing".

Øster Voldgade 10 1350 København K
Tel.: +45 38 14 20 00 Telefax: +45 38 14 20 50
Email: GEUS@geus.dk
www.geus.dk

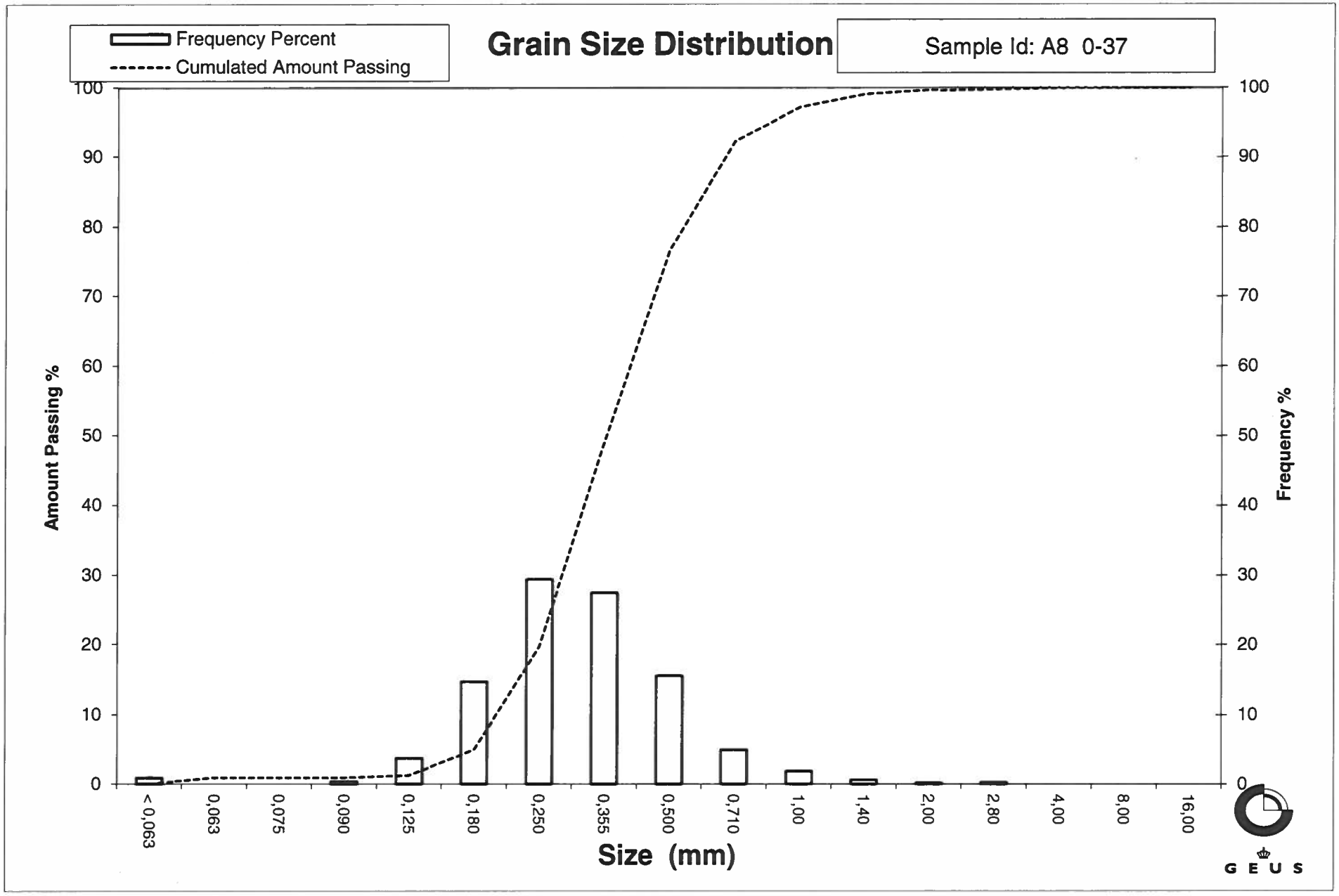
Frequency Percent
Cumulated Amount Passing
Grain Size Distribution
Sample Id: A8 0-37
Amount Passing %
Frequency %
100
90
80
70
60
50
40
30
20
10
0
< 0,063
0,063
0,075
0,090
0,125
0,180
0,250
0,355
0,500
0,710
1,00
1,40
2,00
2,80
4,00
8,00
16,00
Size (mm)
GEUS

Grain Size Distribution
Geotechnical

Sample Id: A8 37-44
Lab. Id: 220447
Projekt Energistyrelsen
Subject: A8
Date: 13-06-2022
Executed: PS/CRL
Remarks: >4mm heraf 1g skaller

GEUS

Total Weight 127,11 g

Size Fractions

Sieve Analysis

	Size mm	Size Φ	Weight g	Weight %	Cumulated amount passing %
Gravel	16,00	-4,00	0,00	0,00	100,00
	8,00	-3,00	0,92	0,72	99,28
	4,00	-2,00	2,70	2,12	97,15
	2,80	-1,49	8,82	6,94	90,21
	2,00	-1,00	14,07	11,07	79,14
Sand	1,40	-0,49	14,99	11,79	67,35
	1,00	0,00	14,83	11,67	55,68
	0,710	0,49	17,67	13,90	41,78
	0,500	1,00	20,43	16,07	25,71
	0,355	1,49	15,65	12,31	13,40
	0,250	2,00	9,78	7,69	5,70
	0,180	2,47	5,07	3,99	1,72
	0,125	3,00	0,83	0,65	1,06
	0,090	3,47	0,13	0,10	0,96
	0,075	3,74	0,01	0,01	0,95
	0,063	3,99	0,01	0,01	0,94
	< 0,063	> 3,99	1,20	0,94	0,00

Size Classes (DGF-Bulletin 1 1988)

		Weight %
Silt and clay	(< 0,063 mm):	0,94
Sand, fine	(0,063 mm - 0,200 mm):	1,91
Sand, medium	(0,2 mm - 0,6 mm):	30,51
Sand, coarse	(0,6 mm - 2 mm):	45,78
Gravel	(> 2 mm):	20,86
Sum:		100,00

Moments Measures (Folk and Wards)

Percentile Amount in sieve	Percentile Amount passing	d(mm)	Φ
5%	95%	3,63	-1,86
16%	84%	2,35	-1,23
25%	75%	1,79	-0,84
40%	60%	1,15	-0,20
Median 50%	50%	0,88	0,18
75%	25%	0,49	1,02
84%	16%	0,39	1,37
90%	10%	0,31	1,70
95%	5%	0,24	2,07

Moments Statistics

Mean	0,11
Sorting	1,25
Skewness	-0,06
Kurtosis	0,86
Uniformity Coefficient	3,72

The analysis is executed according to DS 405.9 extended by sieves to the ½ phi scale

Size Classes and Percentiles are found by linear interpolation

Formulas

Mean (ϕ16%+ϕ84%+ϕ50%) / 3 (Folk and Ward 1957)

Sorting (ϕ84%-ϕ16%) / 4 + (ϕ95%-ϕ5%) / 6,6 (Folk and Ward 1957)

Kurtosis (ϕ95% - ϕ5%) / (2,44 * (ϕ75% - ϕ25%)) (Folk and Ward 1957)

Skewness (ϕ16%+ϕ84% - 2*ϕ50%) / (2*(ϕ84%-ϕ16%)) + (ϕ5%+ϕ95% - 2*ϕ50%) / (2*(ϕ95%-ϕ5%)) (Folk and Ward 1957)

Uniformity Coefficient (d60% / d10%) (dgf-Bulletin 1988)

Mean, sorting, skewness and kurtosis are based on "Amount in sieve". Uniformity coefficient is based on "Amount passing".

Øster Voldgade 10 1350 København K
Tel.: +45 38 14 20 00 Telefax: +45 38 14 20 50
Email: GEUS@geus.dk
www.geus.dk

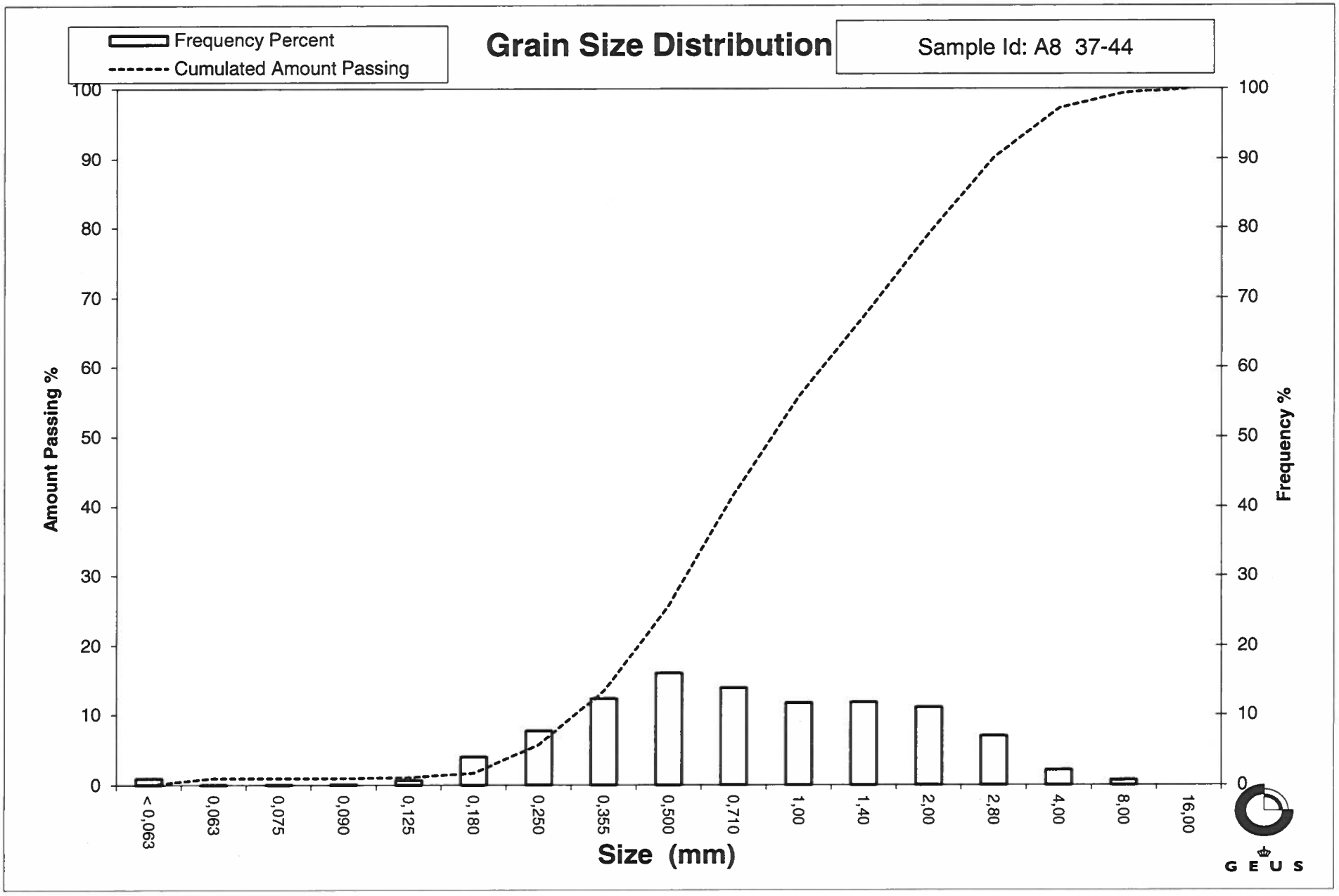
Frequency Percent
Cumulated Amount Passing
Grain Size Distribution
Sample Id: A8 37-44
Amount Passing %
Frequency %
100
90
80
70
60
50
40
30
20
10
0
< 0,063
0,063
0,075
0,090
0,125
0,180
0,250
0,355
0,500
0,710
1,00
1,40
2,00
2,80
4,00
8,00
16,00
Size (mm)
GEUS

Grain Size Distribution
Geotechnical

Sample Id: A8 50-90
Lab. Id: 220448
Projekt Energistyrelsen
Subject: A8
Date: 13-06-2022
Executed: PS/CRL
Remarks:

GEUS

Total Weight 138,53 g

Size Fractions

Sieve Analysis

	Size mm	Size Φ	Weight g	Weight %	Cumulated amount passing %
Gravel	16,00	-4,00	0,00	0,00	100,00
	8,00	-3,00	3,12	2,25	97,75
	4,00	-2,00	3,30	2,38	95,37
	2,80	-1,49	6,69	4,83	90,54
	2,00	-1,00	8,42	6,08	84,46
Sand	1,40	-0,49	8,96	6,47	77,99
	1,00	0,00	8,76	6,32	71,67
	0,710	0,49	13,48	9,73	61,94
	0,500	1,00	28,62	20,66	41,28
	0,355	1,49	28,54	20,60	20,67
	0,250	2,00	19,06	13,76	6,92
	0,180	2,47	6,33	4,57	2,35
	0,125	3,00	1,71	1,23	1,11
	0,090	3,47	0,18	0,13	0,98
	0,075	3,74	0,00	0,00	0,98
	0,063	3,99	0,00	0,00	0,98
	< 0,063	> 3,99	1,36	0,98	0,00

Size Classes (DGF-Bulletin 1 1988)

		Weight %
Silt and clay	(< 0,063 mm):	0,98
Sand, fine	(0,063 mm - 0,200 mm):	2,67
Sand, medium	(0,2 mm - 0,6 mm):	47,46
Sand, coarse	(0,6 mm - 2 mm):	33,34
Gravel	(> 2 mm):	15,54
Sum:		100,00

Moments Measures (Folk and Wards)

Percentile Amount in sieve	Percentile Amount passing	d(mm)	Φ
5%	95%	3,91	-1,97
16%	84%	1,96	-0,97
25%	75%	1,21	-0,28
40%	60%	0,69	0,53
Median 50%	50%	0,59	0,76
75%	25%	0,39	1,38
84%	16%	0,32	1,65
90%	10%	0,27	1,87
95%	5%	0,22	2,18

Moments Statistics

Mean	0,48
Sorting	1,28
Skewness	-0,32
Kurtosis	1,03
Uniformity Coefficient	2,52

The analysis is executed according to DS 405.9 extended by sieves to the ½ phi scale

Size Classes and Percentiles are found by linear interpolation

Formulas

Mean (ϕ16%+ϕ84%+ϕ50%) / 3 (Folk and Ward 1957)

Sorting (ϕ84%-ϕ16%) / 4 + (ϕ95%-ϕ5%) / 6,6 (Folk and Ward 1957)

Kurtosis (ϕ95% - ϕ5%) / (2,44 * (ϕ75% - ϕ25%)) (Folk and Ward 1957)

Skewness (ϕ16%+ϕ84% - 2*ϕ50%) / (2*(ϕ84%-ϕ16%)) + (ϕ5%+ϕ95% - 2*ϕ50%) / (2*(ϕ95%-ϕ5%)) (Folk and Ward 1957)

Uniformity Coefficient (d60% / d10%) (dgf-Bulletin 1988)

Mean, sorting, skewness and kurtosis are based on "Amount in sieve". Uniformity coefficient is based on "Amount passing".

Øster Voldgade 10 1350 København K
Tel.: +45 38 14 20 00 Telefax: +45 38 14 20 50
Email: GEUS@geus.dk
www.geus.dk

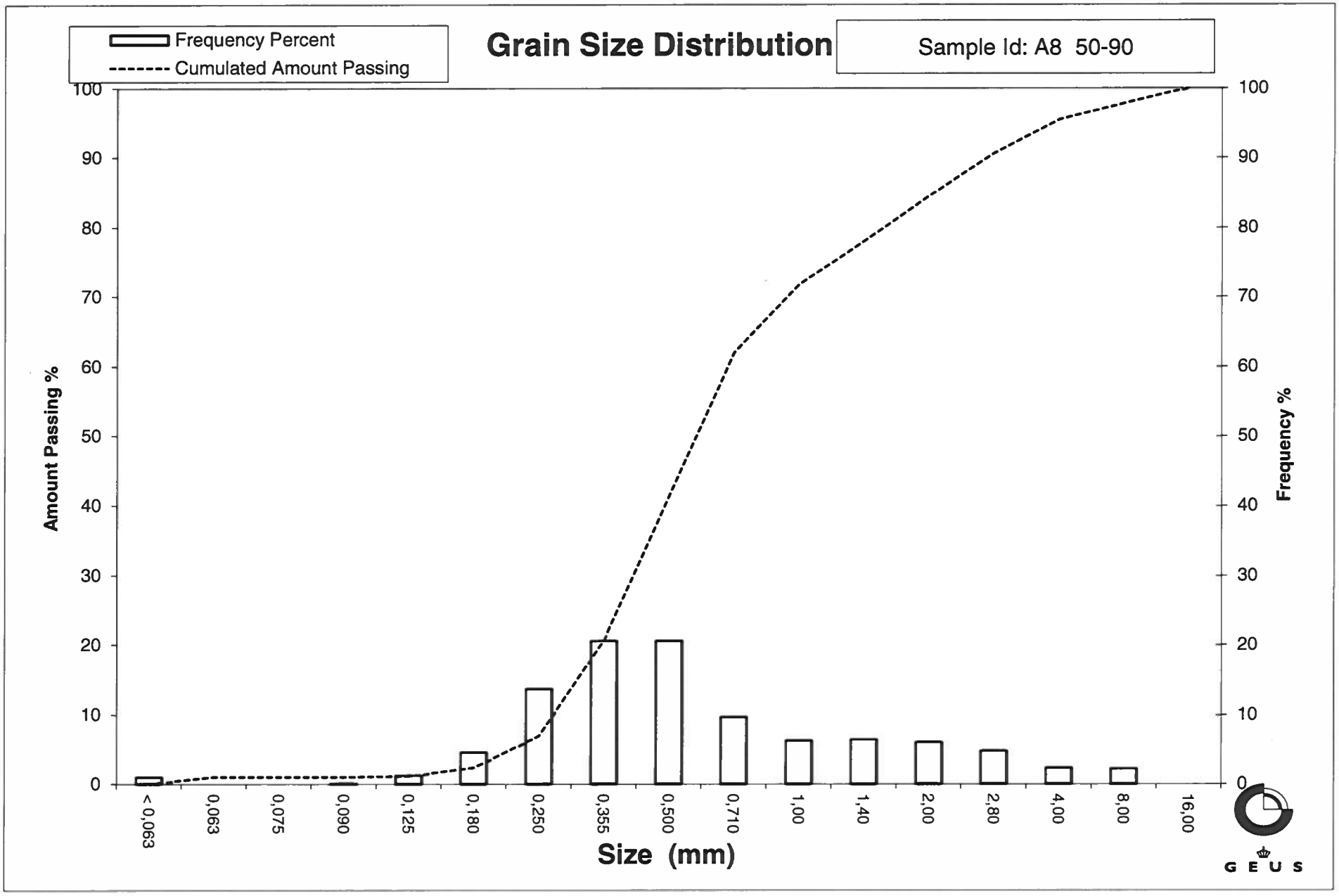
Frequency Percent
Cumulated Amount Passing
Grain Size Distribution
Sample Id: A8 50-90
Amount Passing %
Frequency %
100
90
80
70
60
50
40
30
20
10
0
< 0,063
0,063
0,075
0,090
0,125
0,180
0,250
0,355
0,500
0,710
1,00
1,40
2,00
2,80
4,00
8,00
16,00
Size (mm)
GEUS

Grain Size Distribution
Geotechnical

Sample Id: A8 100-150
Lab. Id: 220449
Projekt Energistyrelsen
Subject: A8
Date: 13-06-2022
Executed: PS/CRL
Remarks:

GEUS

Total Weight 117,24 g

Size Fractions

Sieve Analysis

	Size mm	Size Φ	Weight g	Weight %	Cumulated amount passing %
Gravel	16,00	-4,00	0,00	0,00	100,00
	8,00	-3,00	0,00	0,00	100,00
	4,00	-2,00	0,27	0,23	99,77
	2,80	-1,49	0,30	0,26	99,51
	2,00	-1,00	1,26	1,07	98,44
Sand	1,40	-0,49	1,80	1,54	96,90
	1,00	0,00	3,48	2,97	93,94
	0,710	0,49	7,25	6,18	87,75
	0,500	1,00	19,59	16,71	71,04
	0,355	1,49	32,04	27,33	43,71
	0,250	2,00	31,25	26,65	17,06
	0,180	2,47	15,41	13,14	3,92
	0,125	3,00	3,17	2,70	1,21
	0,090	3,47	0,35	0,30	0,91
	0,075	3,74	0,06	0,05	0,86
	0,063	3,99	0,01	0,01	0,85
	< 0,063	> 3,99	1,00	0,85	0,00

Size Classes (DGF-Bulletin 1 1988)

		Weight %
Silt and clay	(< 0,063 mm):	0,85
Sand, fine	(0,063 mm - 0,200 mm):	6,82
Sand, medium	(0,2 mm - 0,6 mm):	71,33
Sand, coarse	(0,6 mm - 2 mm):	19,44
Gravel	(> 2 mm):	1,56
Sum:		100,00

Moments Measures (Folk and Wards)

Percentile Amount in sieve	Percentile Amount passing	d(mm)	Φ
5%	95%	1,14	-0,19
16%	84%	0,66	0,59
25%	75%	0,55	0,86
40%	60%	0,44	1,18
Median 50%	50%	0,39	1,36
75%	25%	0,28	1,83
84%	16%	0,24	2,03
90%	10%	0,21	2,24
95%	5%	0,19	2,43

Moments Statistics

Mean	1,33
Sorting	0,76
Skewness	-0,13
Kurtosis	1,11
Uniformity Coefficient	2,08

The analysis is executed according to DS 405.9 extended by sieves to the ½ phi scale

Size Classes and Percentiles are found by linear interpolation

Formulas

Mean (ϕ16%+ϕ84%+ϕ50%) / 3 (Folk and Ward 1957)

Sorting (ϕ84%-ϕ16%) / 4 + (ϕ95%-ϕ5%) / 6,6 (Folk and Ward 1957)

Kurtosis (ϕ95% - ϕ5%) / (2,44 * (ϕ75% - ϕ25%)) (Folk and Ward 1957)

Skewness (ϕ16%+ϕ84% - 2*ϕ50%) / (2*(ϕ84%-ϕ16%)) + (ϕ5%+ϕ95% - 2*ϕ50%) / (2*(ϕ95%-ϕ5%)) (Folk and Ward 1957)

Uniformity Coefficient (d60% / d10%) (dgf-Bulletin 1988)

Mean, sorting, skewness and kurtosis are based on "Amount in sieve". Uniformity coefficient is based on "Amount passing".

Øster Voldgade 10 1350 København K
Tel.: +45 38 14 20 00 Telefax: +45 38 14 20 50
Email: GEUS@geus.dk
www.geus.dk

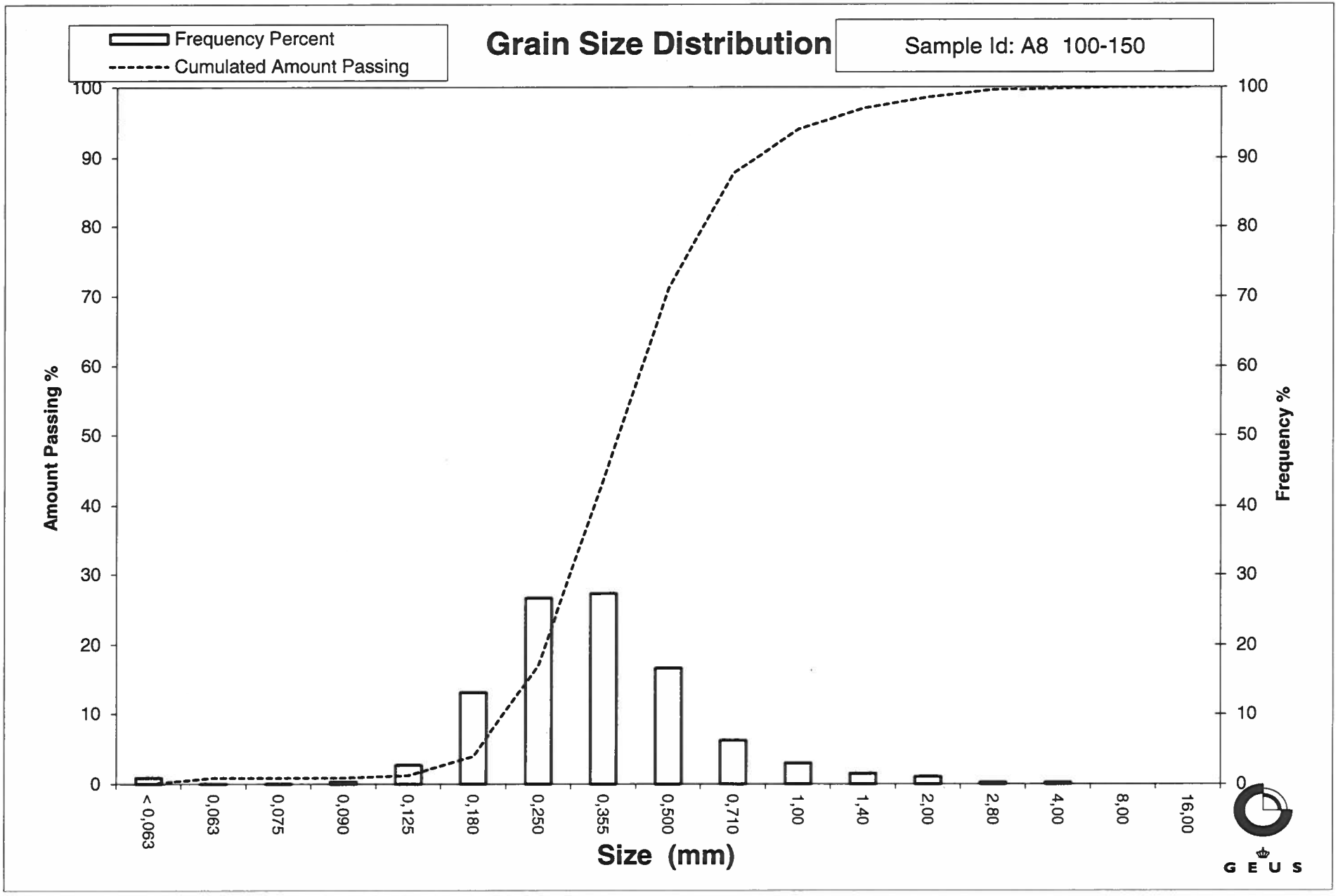
Frequency Percent
Cumulated Amount Passing
Grain Size Distribution
Sample Id: A8 100-150
Amount Passing %
Frequency %
100
90
80
70
60
50
40
30
20
10
0
< 0,063
0,063
0,075
0,090
0,125
0,180
0,250
0,355
0,500
0,710
1,00
1,40
2,00
2,80
4,00
8,00
16,00
Size (mm)
GEUS

Grain Size Distribution
Geotechnical

Sample Id: A8 200-250
Lab. Id: 220471
Projekt Energistyrelsen
Subject: A8
Date: 13-06-2022
Executed: PS/CRL
Remarks:

GEUS

Total Weight 104,57 g

Size Fractions

Sieve Analysis

	Size	Size	Weight	Weight	Cumulated amount passing
	mm	Φ	g	%	%
Gravel	16,00	-4,00	0,00	0,00	100,00
	8,00	-3,00	0,00	0,00	100,00
	4,00	-2,00	0,00	0,00	100,00
	2,80	-1,49	0,00	0,00	100,00
	2,00	-1,00	0,13	0,12	99,88
Sand	1,40	-0,49	0,43	0,41	99,46
	1,00	0,00	1,27	1,21	98,25
	0,710	0,49	3,16	3,02	95,23
	0,500	1,00	9,66	9,24	85,99
	0,355	1,49	22,75	21,76	64,23
	0,250	2,00	33,88	32,40	31,84
	0,180	2,47	25,35	24,24	7,59
	0,125	3,00	6,19	5,92	1,67
	0,090	3,47	0,63	0,60	1,07
	0,075	3,74	0,06	0,06	1,01
	0,063	3,99	0,01	0,01	1,00
	< 0,063	> 3,99	1,05	1,00	0,00

Size Classes (DGF-Bulletin 1 1988)

		Weight %
Silt and clay	(< 0,063 mm):	1,00
Sand, fine	(0,063 mm - 0,200 mm):	13,52
Sand, medium	(0,2 mm - 0,6 mm):	75,87
Sand, coarse	(0,6 mm - 2 mm):	9,49
Gravel	(> 2 mm):	0,12
Sum:		100,00

Moments Measures (Folk and Wards)

Percentile Amount in sieve	Percentile Amount passing	d(mm)	Φ
5%	95%	0,70	0,50
16%	84%	0,49	1,04
25%	75%	0,43	1,23
40%	60%	0,34	1,55
Median 50%	50%	0,31	1,69
75%	25%	0,23	2,12
84%	16%	0,20	2,29
90%	10%	0,19	2,42
95%	5%	0,16	2,68

Moments Statistics

Mean	1,68
Sorting	0,64
Skewness	-0,07
Kurtosis	1,00
Uniformity Coefficient	1,83

The analysis is executed according to DS 405.9 extended by sieves to the ½ phi scale

Size Classes and Percentiles are found by linear interpolation

Formulas

Mean (ϕ16%+ϕ84%+ϕ50%) / 3 (Folk and Ward 1957)

Sorting (ϕ84%-ϕ16%) / 4 + (ϕ95%-ϕ5%) / 6,6 (Folk and Ward 1957)

Kurtosis (ϕ95% - ϕ5%) / (2,44 * (ϕ75% - ϕ25%)) (Folk and Ward 1957)

Skewness (ϕ16%+ϕ84% - 2*ϕ50%) / (2*(ϕ84%-ϕ16%)) + (ϕ5%+ϕ95% - 2*ϕ50%) / (2*(ϕ95%-ϕ5%)) (Folk and Ward 1957)

Uniformity Coefficient (d60% / d10%) (dgf-Bulletin 1988)

Mean, sorting, skewness and kurtosis are based on "Amount in sieve". Uniformity coefficient is based on "Amount passing".

Øster Voldgade 10 1350 København K
Tel.: +45 38 14 20 00 Telefax: +45 38 14 20 50
Email: GEUS@geus.dk
www.geus.dk

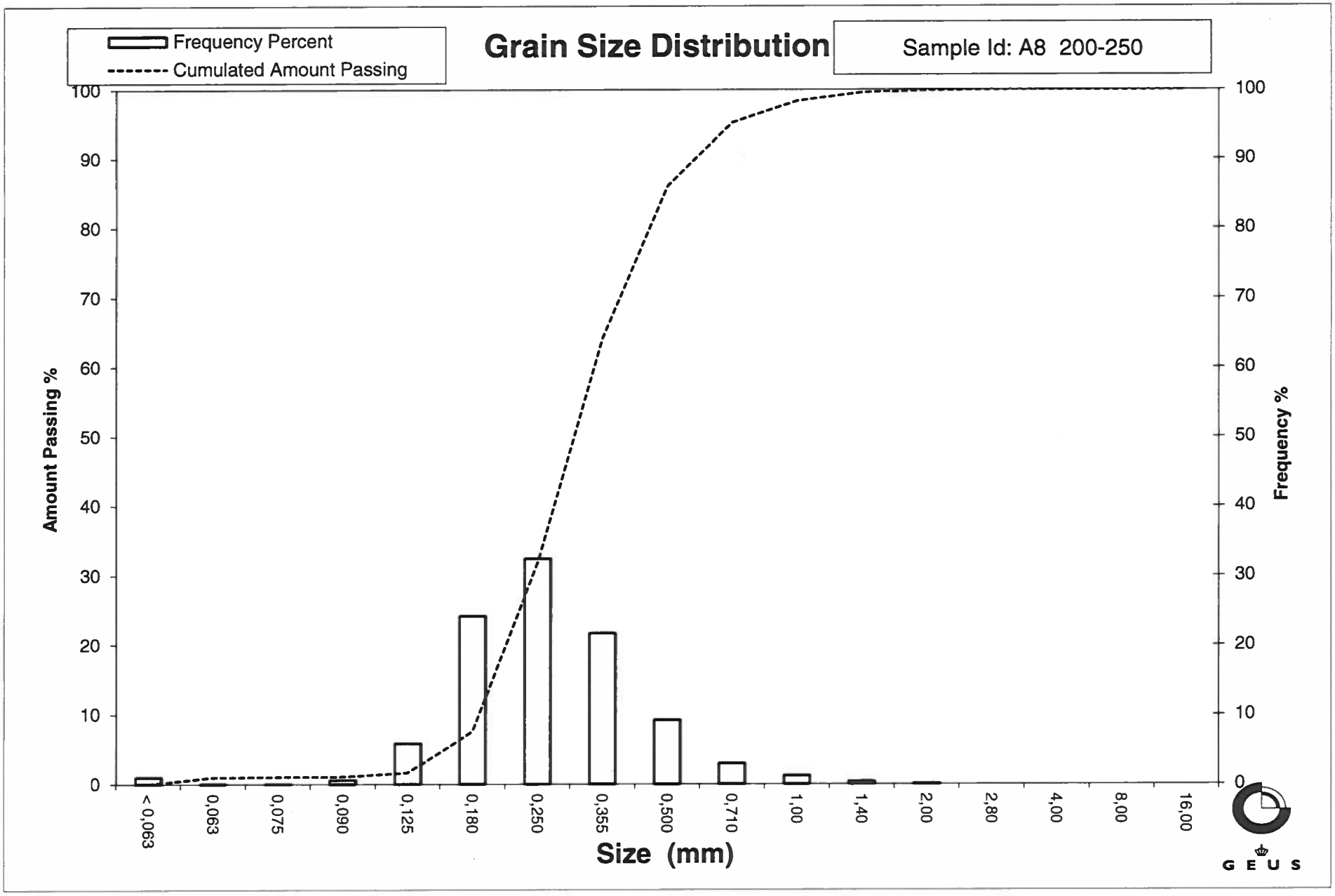
Frequency Percent
Cumulated Amount Passing
Grain Size Distribution
Sample Id: A8 200-250
Amount Passing %
Frequency %
100
90
80
70
60
50
40
30
20
10
0
< 0,063
0,063
0,075
0,090
0,125
0,180
0,250
0,355
0,500
0,710
1,00
1,40
2,00
2,80
4,00
8,00
16,00
Size (mm)
GEUS

Grain Size Distribution
Geotechnical

Sample Id: A9 0-40
Lab. Id: 220450
Projekt Energistyrelsen
Subject: A9
Date: 13-06-2022
Executed: PS/CRL
Remarks:

GEUS

Total Weight 116,18 g

Size Fractions

Sieve Analysis

	Size mm	Size Φ	Weight g	Weight %	Cumulated amount passing %
Gravel	16,00	-4,00	0,00	0,00	100,00
	8,00	-3,00	0,00	0,00	100,00
	4,00	-2,00	0,00	0,00	100,00
	2,80	-1,49	1,27	1,09	98,91
	2,00	-1,00	4,30	3,70	95,21
Sand	1,40	-0,49	6,97	6,00	89,21
	1,00	0,00	11,52	9,92	79,29
	0,710	0,49	13,31	11,46	67,83
	0,500	1,00	21,58	18,57	49,26
	0,355	1,49	27,53	23,70	25,56
	0,250	2,00	21,36	18,39	7,18
	0,180	2,47	6,23	5,36	1,82
	0,125	3,00	0,90	0,77	1,04
	0,090	3,47	0,03	0,03	1,02
	0,075	3,74	0,00	0,00	1,02
	0,063	3,99	0,00	0,00	1,02
	< 0,063	> 3,99	1,18	1,02	0,00

Size Classes (DGF-Bulletin 1 1988)

		Weight %
Silt and clay	(< 0,063 mm):	1,02
Sand, fine	(0,063 mm - 0,200 mm):	2,33
Sand, medium	(0,2 mm - 0,6 mm):	54,76
Sand, coarse	(0,6 mm - 2 mm):	37,10
Gravel	(> 2 mm):	4,79
Sum:		100,00

Moments Measures (Folk and Wards)

Percentile Amount in sieve	Percentile Amount passing	d(mm)	Φ
5%	95%	1,98	-0,99
16%	84%	1,19	-0,25
25%	75%	0,89	0,17
40%	60%	0,62	0,69
Median 50%	50%	0,51	0,98
75%	25%	0,35	1,51
84%	16%	0,30	1,74
90%	10%	0,27	1,91
95%	5%	0,22	2,17

Moments Statistics

Mean	0,82
Sorting	0,98
Skewness	-0,24
Kurtosis	0,97
Uniformity Coefficient	2,34

The analysis is executed according to DS 405.9 extended by sieves to the ½ phi scale

Size Classes and Percentiles are found by linear interpolation

Formulas

Mean (ϕ16%+ϕ84%+ϕ50%) / 3 (Folk and Ward 1957)

Sorting (ϕ84%-ϕ16%) / 4 + (ϕ95%-ϕ5%) / 6,6 (Folk and Ward 1957)

Kurtosis (ϕ95% - ϕ5%) / (2,44 * (ϕ75% - ϕ25%)) (Folk and Ward 1957)

Skewness (ϕ16%+ϕ84% - 2*ϕ50%) / (2*(ϕ84%-ϕ16%)) + (ϕ5%+ϕ95% - 2*ϕ50%) / (2*(ϕ95%-ϕ5%)) (Folk and Ward 1957)

Uniformity Coefficient (d60% / d10%) (dgf-Bulletin 1988)

Mean, sorting, skewness and kurtosis are based on "Amount in sieve". Uniformity coefficient is based on "Amount passing".

Øster Voldgade 10 1350 København K
Tel.: +45 38 14 20 00 Telefax: +45 38 14 20 50
Email: GEUS@geus.dk
www.geus.dk

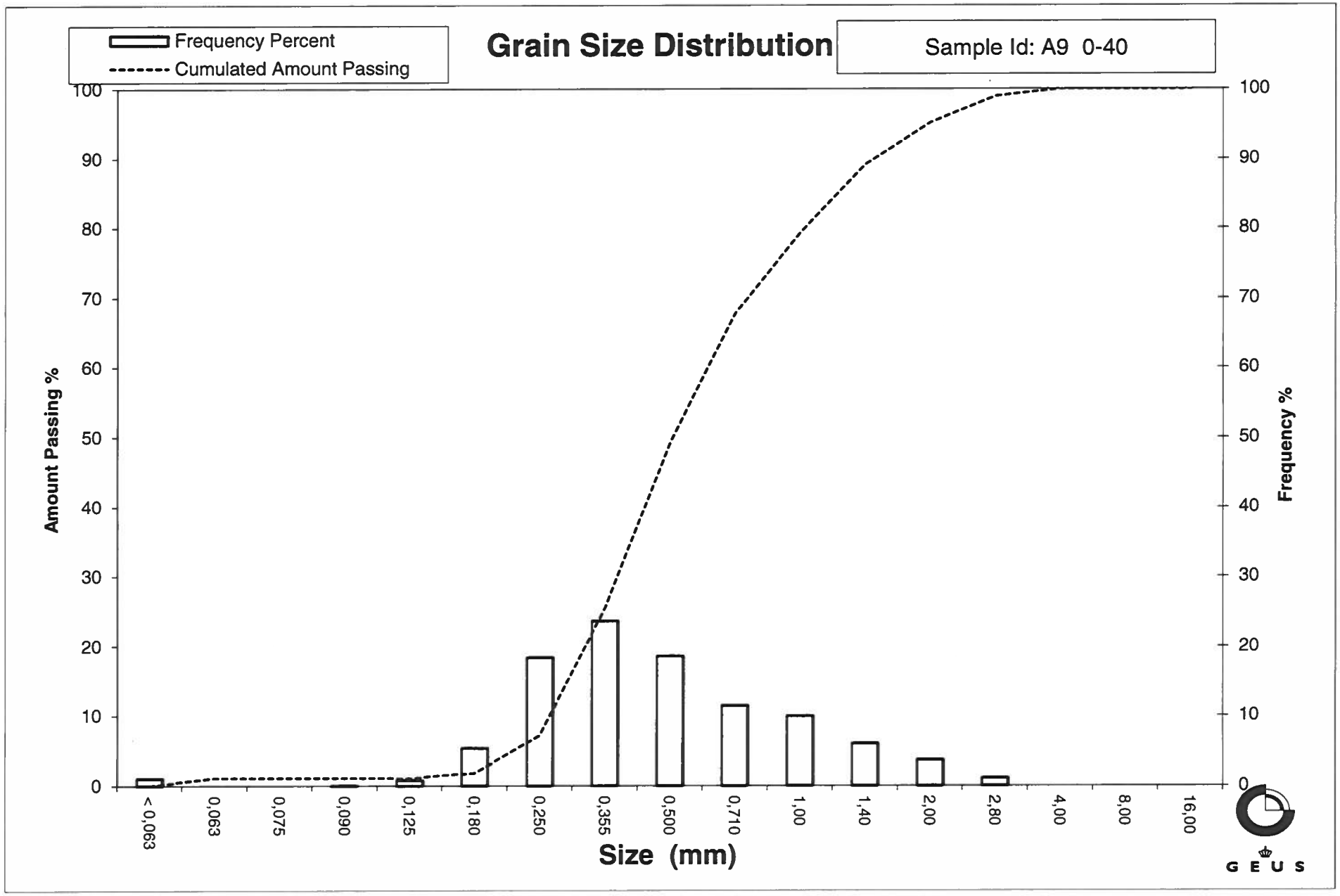
Frequency Percent
Cumulated Amount Passing
Grain Size Distribution
Sample Id: A9 0-40
Amount Passing %
Frequency %
100
90
80
70
60
50
40
30
20
10
0
< 0,063
0,063
0,075
0,090
0,125
0,180
0,250
0,355
0,500
0,710
1,00
1,40
2,00
2,80
4,00
8,00
16,00
Size (mm)
GEUS

Grain Size Distribution
Geotechnical

Sample Id: A9 50-100
Lab. Id: 220451
Projekt Energistyrelsen
Subject: A9
Date: 13-06-2022
Executed: PS/CRL
Remarks:

GEUS

Total Weight 105,67 g

Size Fractions

Sieve Analysis

	Size mm	Size Φ	Weight g	Weight %	Cumulated amount passing %
Gravel	16,00	-4,00	0,00	0,00	100,00
	8,00	-3,00	0,00	0,00	100,00
	4,00	-2,00	0,00	0,00	100,00
	2,80	-1,49	0,31	0,29	99,71
	2,00	-1,00	0,70	0,66	99,04
Sand	1,40	-0,49	1,31	1,24	97,80
	1,00	0,00	2,82	2,67	95,14
	0,710	0,49	4,04	3,82	91,31
	0,500	1,00	9,49	8,98	82,33
	0,355	1,49	20,69	19,58	62,75
	0,250	2,00	43,41	41,08	21,67
	0,180	2,47	18,77	17,76	3,91
	0,125	3,00	2,37	2,24	1,67
	0,090	3,47	0,17	0,16	1,50
	0,075	3,74	0,01	0,01	1,50
	0,063	3,99	0,02	0,02	1,48
	< 0,063	> 3,99	1,56	1,48	0,00

Size Classes (DGF-Bulletin 1 1988)

		Weight %
Silt and clay	(< 0,063 mm):	1,48
Sand, fine	(0,063 mm - 0,200 mm):	7,51
Sand, medium	(0,2 mm - 0,6 mm):	77,62
Sand, coarse	(0,6 mm - 2 mm):	12,44
Gravel	(> 2 mm):	0,96
Sum:		100,00

Moments Measures (Folk and Wards)

Percentile Amount in sieve	Percentile Amount passing	d(mm)	Φ
5%	95%	0,99	0,01
16%	84%	0,54	0,89
25%	75%	0,45	1,17
40%	60%	0,35	1,52
Median 50%	50%	0,32	1,63
75%	25%	0,26	1,95
84%	16%	0,23	2,14
90%	10%	0,20	2,29
95%	5%	0,18	2,44

Moments Statistics

Mean	1,55
Sorting	0,68
Skewness	-0,26
Kurtosis	1,26
Uniformity Coefficient	1,71

The analysis is executed according to DS 405.9 extended by sieves to the ½ phi scale

Size Classes and Percentiles are found by linear interpolation

Formulas

Mean (ϕ16%+ϕ84%+ϕ50%) / 3 (Folk and Ward 1957)

Sorting (ϕ84%-ϕ16%) / 4 + (ϕ95%-ϕ5%) / 6,6 (Folk and Ward 1957)

Kurtosis (ϕ95% - ϕ5%) / (2,44 * (ϕ75% - ϕ25%)) (Folk and Ward 1957)

Skewness (ϕ16%+ϕ84% - 2*ϕ50%) / (2*(ϕ84%-ϕ16%)) + (ϕ5%+ϕ95% - 2*ϕ50%) / (2*(ϕ95%-ϕ5%)) (Folk and Ward 1957)

Uniformity Coefficient (d60% / d10%) (dgf-Bulletin 1988)

Mean, sorting, skewness and kurtosis are based on "Amount in sieve". Uniformity coefficient is based on "Amount passing".

Øster Voldgade 10 1350 København K
Tel.: +45 38 14 20 00 Telefax: +45 38 14 20 50
Email: GEUS@geus.dk
www.geus.dk

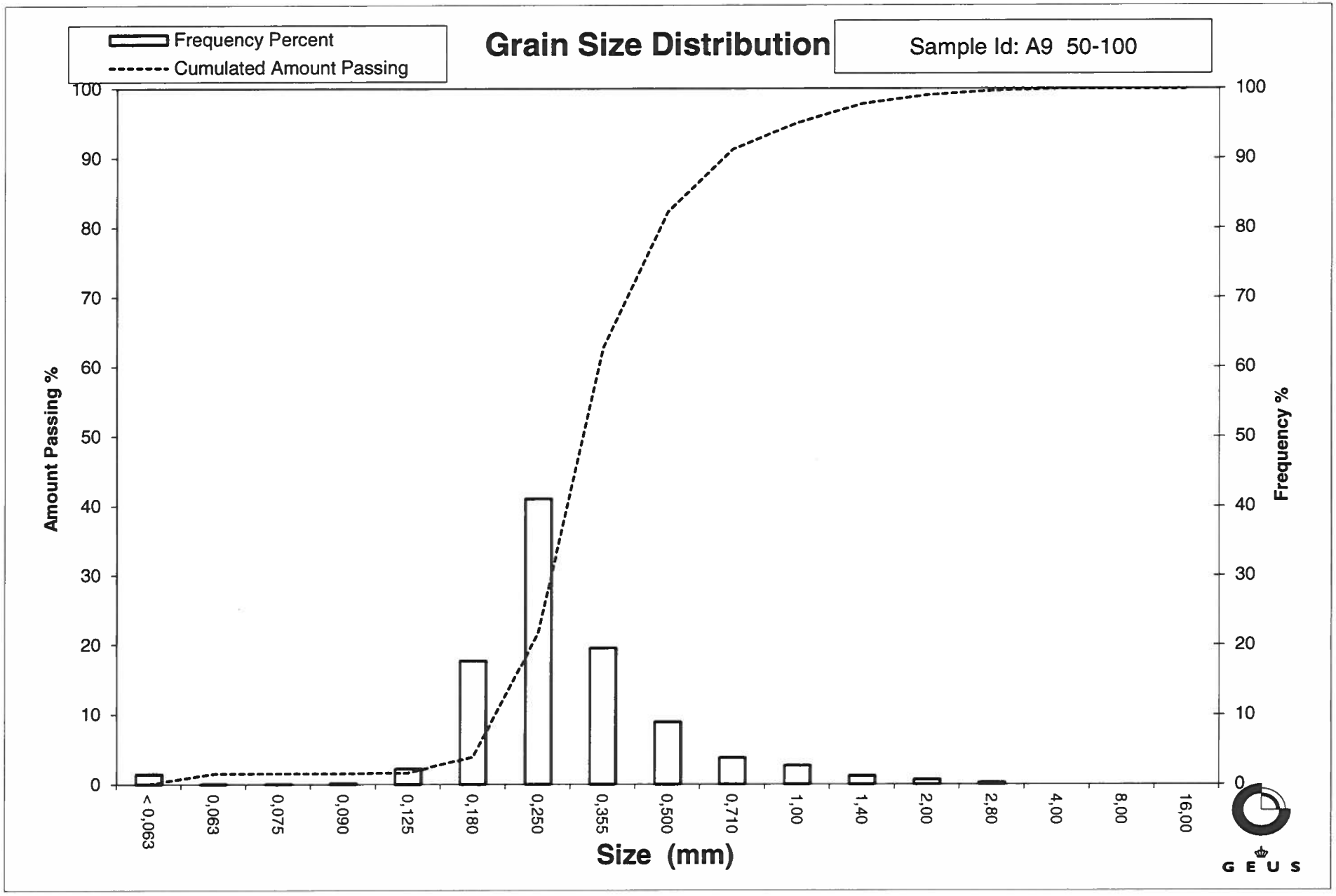
Frequency Percent
Cumulated Amount Passing
Grain Size Distribution
Sample Id: A9 50-100
Amount Passing %
Frequency %
100
90
80
70
60
50
40
30
20
10
0
< 0,063
0,063
0,075
0,090
0,125
0,180
0,250
0,355
0,500
0,710
1,00
1,40
2,00
2,80
4,00
8,00
16,00
Size (mm)
GEUS

Grain Size Distribution
Geotechnical

Sample Id: A9 100-150
Lab. Id: 220452
Projekt Energistyrelsen
Subject: A9
Date: 13-06-2022
Executed: PS/CRL
Remarks:

GEUS

Total Weight 103,56 g

Size Fractions

Sieve Analysis

	Size mm	Size Φ	Weight g	Weight %	Cumulated amount passing %
Gravel	16,00	-4,00	0,00	0,00	100,00
	8,00	-3,00	0,00	0,00	100,00
	4,00	-2,00	0,00	0,00	100,00
	2,80	-1,49	0,10	0,10	99,90
	2,00	-1,00	0,60	0,58	99,32
Sand	1,40	-0,49	1,39	1,34	97,98
	1,00	0,00	2,72	2,63	95,36
	0,710	0,49	5,00	4,83	90,53
	0,500	1,00	9,92	9,58	80,95
	0,355	1,49	24,27	23,44	57,51
	0,250	2,00	36,64	35,38	22,13
	0,180	2,47	20,17	19,48	2,66
	0,125	3,00	1,47	1,42	1,24
	0,090	3,47	0,15	0,14	1,09
	0,075	3,74	0,00	0,00	1,09
	0,063	3,99	0,00	0,00	1,09
	< 0,063	> 3,99	1,13	1,09	0,00

Size Classes (DGF-Bulletin 1 1988)

		Weight %
Silt and clay	(< 0,063 mm):	1,09
Sand, fine	(0,063 mm - 0,200 mm):	7,13
Sand, medium	(0,2 mm - 0,6 mm):	77,29
Sand, coarse	(0,6 mm - 2 mm):	13,81
Gravel	(> 2 mm):	0,68
Sum:		100,00

Moments Measures (Folk and Wards)

Percentile Amount in sieve	Percentile Amount passing	d(mm)	Φ
5%	95%	0,98	0,03
16%	84%	0,57	0,82
25%	75%	0,46	1,11
40%	60%	0,37	1,43
Median 50%	50%	0,33	1,59
75%	25%	0,26	1,95
84%	16%	0,23	2,13
90%	10%	0,21	2,28
95%	5%	0,19	2,41

Moments Statistics

Mean	1,51
Sorting	0,69
Skewness	-0,24
Kurtosis	1,16
Uniformity Coefficient	1,79

The analysis is executed according to DS 405.9 extended by sieves to the ½ phi scale

Size Classes and Percentiles are found by linear interpolation

Formulas

Mean (ϕ16%+ϕ84%+ϕ50%) / 3 (Folk and Ward 1957)

Sorting (ϕ84%-ϕ16%) / 4 + (ϕ95%-ϕ5%) / 6,6 (Folk and Ward 1957)

Kurtosis (ϕ95% - ϕ5%) / (2,44 * (ϕ75% - ϕ25%)) (Folk and Ward 1957)

Skewness (ϕ16%+ϕ84% - 2*ϕ50%) / (2*(ϕ84%-ϕ16%)) + (ϕ5%+ϕ95% - 2*ϕ50%) / (2*(ϕ95%-ϕ5%)) (Folk and Ward 1957)

Uniformity Coefficient (d60% / d10%) (dgf-Bulletin 1988)

Mean, sorting, skewness and kurtosis are based on "Amount in sieve". Uniformity coefficient is based on "Amount passing".

Øster Voldgade 10 1350 København K
Tel.: +45 38 14 20 00 Telefax: +45 38 14 20 50
Email: GEUS@geus.dk
www.geus.dk

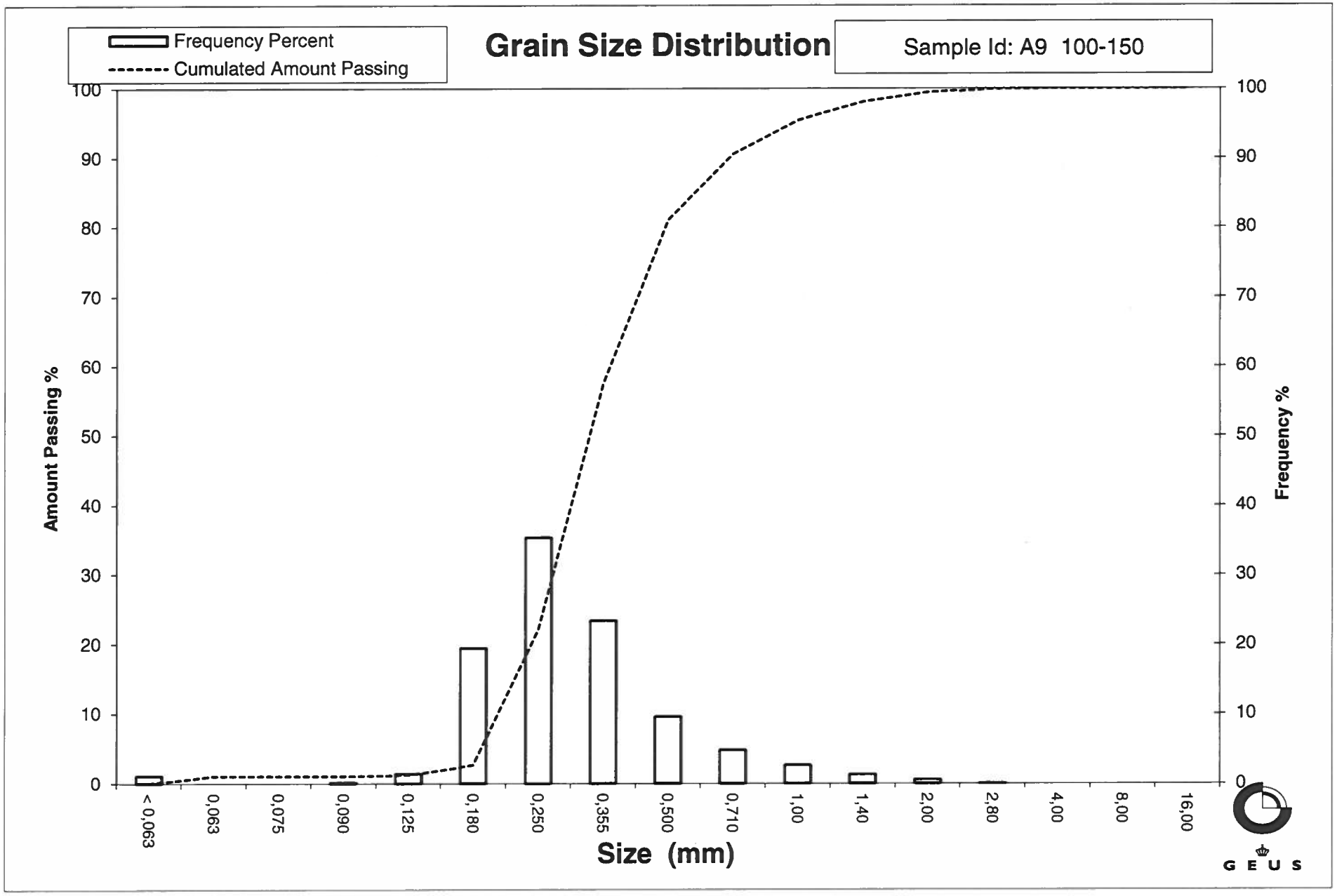
Frequency Percent
Cumulated Amount Passing
Grain Size Distribution
Sample Id: A9 100-150
Amount Passing %
Frequency %
100
90
80
70
60
50
40
30
20
10
0
< 0,063
0,063
0,075
0,090
0,125
0,180
0,250
0,355
0,500
0,710
1,00
1,40
2,00
2,80
4,00
8,00
16,00
Size (mm)
GEUS

Grain Size Distribution
Geotechnical

Sample Id: A9 150-200
Lab. Id: 220453
Projekt Energistyrelsen
Subject: A9
Date: 13-06-2022
Executed: PS/CRL
Remarks:

GEUS

Total Weight 105,41 g

Size Fractions

Sieve Analysis

	Size mm	Size Φ	Weight g	Weight %	Cumulated amount passing %
Gravel	16,00	-4,00	0,00	0,00	100,00
	8,00	-3,00	0,00	0,00	100,00
	4,00	-2,00	0,00	0,00	100,00
	2,80	-1,49	0,02	0,02	99,98
	2,00	-1,00	0,19	0,18	99,80
Sand	1,40	-0,49	0,36	0,34	99,46
	1,00	0,00	1,74	1,65	97,81
	0,710	0,49	4,43	4,20	93,61
	0,500	1,00	13,01	12,34	81,26
	0,355	1,49	24,09	22,85	58,41
	0,250	2,00	39,90	37,85	20,56
	0,180	2,47	18,25	17,31	3,24
	0,125	3,00	2,74	2,60	0,65
	0,090	3,47	0,20	0,19	0,46
	0,075	3,74	0,00	0,00	0,46
	0,063	3,99	0,01	0,01	0,45
	< 0,063	> 3,99	0,47	0,45	0,00

Size Classes (DGF-Bulletin 1 1988)

		Weight %
Silt and clay	(< 0,063 mm):	0,45
Sand, fine	(0,063 mm - 0,200 mm):	7,75
Sand, medium	(0,2 mm - 0,6 mm):	78,95
Sand, coarse	(0,6 mm - 2 mm):	12,66
Gravel	(> 2 mm):	0,20
Sum:		100,00

Moments Measures (Folk and Wards)

Percentile Amount in sieve	Percentile Amount passing	d(mm)	Φ
5%	95%	0,81	0,31
16%	84%	0,55	0,87
25%	75%	0,46	1,12
40%	60%	0,37	1,45
Median 50%	50%	0,33	1,59
75%	25%	0,26	1,93
84%	16%	0,23	2,11
90%	10%	0,21	2,27
95%	5%	0,19	2,42

Moments Statistics

Mean	1,52
Sorting	0,63
Skewness	-0,19
Kurtosis	1,06
Uniformity Coefficient	1,76

The analysis is executed according to DS 405.9 extended by sieves to the ½ phi scale

Size Classes and Percentiles are found by linear interpolation

Formulas

Mean (ϕ16%+ϕ84%+ϕ50%) / 3 (Folk and Ward 1957)

Sorting (ϕ84%-ϕ16%) / 4 + (ϕ95%-ϕ5%) / 6,6 (Folk and Ward 1957)

Kurtosis (ϕ95% - ϕ5%) / (2,44 * (ϕ75% - ϕ25%)) (Folk and Ward 1957)

Skewness (ϕ16%+ϕ84% - 2*ϕ50%) / (2*(ϕ84%-ϕ16%)) + (ϕ5%+ϕ95% - 2*ϕ50%) / (2*(ϕ95%-ϕ5%)) (Folk and Ward 1957)

Uniformity Coefficient (d60% / d10%) (dgf-Bulletin 1988)

Mean, sorting, skewness and kurtosis are based on "Amount in sieve". Uniformity coefficient is based on "Amount passing".

Øster Voldgade 10 1350 København K
Tel.: +45 38 14 20 00 Telefax: +45 38 14 20 50
Email: GEUS@geus.dk
www.geus.dk

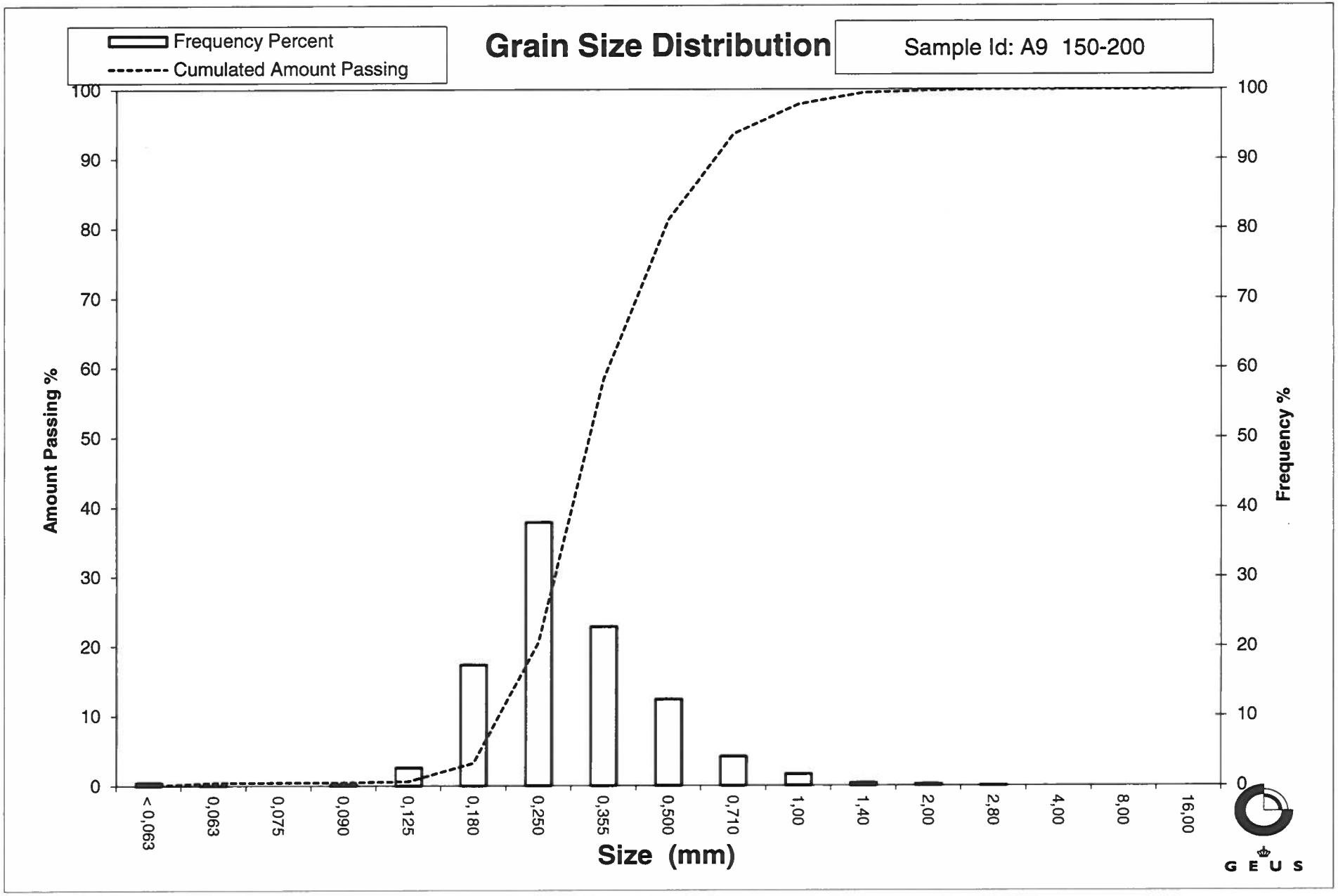
Frequency Percent
Cumulated Amount Passing
Grain Size Distribution
Sample Id: A9 150-200
Amount Passing %
Frequency %
100
90
80
70
60
50
40
30
20
10
0
< 0,063
0,063
0,075
0,090
0,125
0,180
0,250
0,355
0,500
0,710
1,00
1,40
2,00
2,80
4,00
8,00
16,00
Size (mm)
GEUS

Grain Size Distribution
Geotechnical

Sample Id: A9 200-300
Lab. Id: 220472
Projekt Energistyrelsen
Subject: A9
Date: 13-06-2022
Executed: PS/CRL
Remarks:

GEUS

Total Weight 105,65 g

Size Fractions

Sieve Analysis

	Size mm	Size Φ	Weight g	Weight %	Cumulated amount passing %
Gravel	16,00	-4,00	0,00	0,00	100,00
	8,00	-3,00	0,00	0,00	100,00
	4,00	-2,00	0,09	0,09	99,91
	2,80	-1,49	0,34	0,32	99,59
	2,00	-1,00	0,30	0,28	99,31
Sand	1,40	-0,49	0,94	0,89	98,42
	1,00	0,00	2,18	2,06	96,36
	0,710	0,49	3,78	3,58	92,78
	0,500	1,00	9,66	9,14	83,63
	0,355	1,49	24,24	22,94	60,69
	0,250	2,00	37,36	35,36	25,33
	0,180	2,47	24,28	22,98	2,35
	0,125	3,00	1,80	1,70	0,64
	0,090	3,47	0,18	0,17	0,47
	0,075	3,74	0,00	0,00	0,47
	0,063	3,99	0,02	0,02	0,45
	< 0,063	> 3,99	0,48	0,45	0,00

Size Classes (DGF-Bulletin 1 1988)

		Weight %
Silt and clay	(< 0,063 mm):	0,45
Sand, fine	(0,063 mm - 0,200 mm):	8,46
Sand, medium	(0,2 mm - 0,6 mm):	79,08
Sand, coarse	(0,6 mm - 2 mm):	11,32
Gravel	(> 2 mm):	0,69
Sum:		100,00

Moments Measures (Folk and Wards)

Percentile Amount in sieve	Percentile Amount passing	d(mm)	Φ
5%	95%	0,89	0,17
16%	84%	0,51	0,98
25%	75%	0,45	1,17
40%	60%	0,35	1,50
Median 50%	50%	0,32	1,63
75%	25%	0,25	2,01
84%	16%	0,22	2,17
90%	10%	0,20	2,30
95%	5%	0,19	2,41

Moments Statistics

Mean	1,59
Sorting	0,64
Skewness	-0,20
Kurtosis	1,10
Uniformity Coefficient	1,74

The analysis is executed according to DS 405.9 extended by sieves to the ½ phi scale

Size Classes and Percentiles are found by linear interpolation

Formulas

Mean (ϕ16%+ϕ84%+ϕ50%) / 3 (Folk and Ward 1957)

Sorting (ϕ84%-ϕ16%) / 4 + (ϕ95%-ϕ5%) / 6,6 (Folk and Ward 1957)

Kurtosis (ϕ95% - ϕ5%) / (2,44 * (ϕ75% - ϕ25%)) (Folk and Ward 1957)

Skewness (ϕ16%+ϕ84% - 2*ϕ50%) / (2*(ϕ84%-ϕ16%)) + (ϕ5%+ϕ95% - 2*ϕ50%) / (2*(ϕ95%-ϕ5%)) (Folk and Ward 1957)

Uniformity Coefficient (d60% / d10%) (dgf-Bulletin 1988)

Mean, sorting, skewness and kurtosis are based on "Amount in sieve". Uniformity coefficient is based on "Amount passing".

Øster Voldgade 10 1350 København K
Tel.: +45 38 14 20 00 Telefax: +45 38 14 20 50
Email: GEUS@geus.dk
www.geus.dk

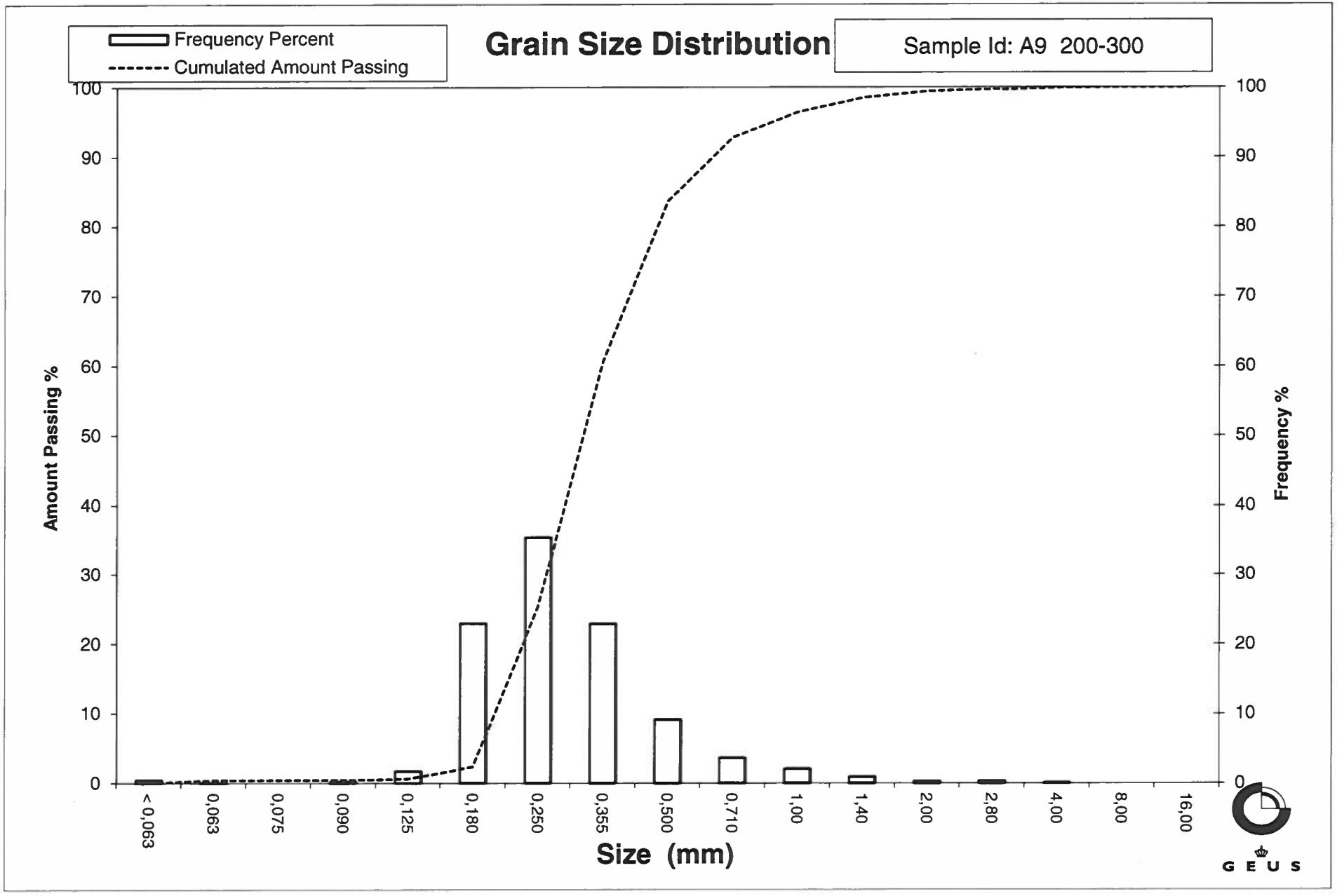
Frequency Percent
Cumulated Amount Passing
Grain Size Distribution
Sample Id: A9 200-300
Amount Passing %
Frequency %
100
90
80
70
60
50
40
30
20
10
0
< 0,063
0,063
0,075
0,090
0,125
0,180
0,250
0,355
0,500
0,710
1,00
1,40
2,00
2,80
4,00
8,00
16,00
Size (mm)
GEUS

Grain Size Distribution
Geotechnical

Sample Id: A9 300-400
Lab. Id: 220473
Projekt Energistyrelsen
Subject: A9
Date: 13-06-2022
Executed: PS/CRL
Remarks:

GEUS

Total Weight 106,31 g

Size Fractions

Sieve Analysis

	Size mm	Size Φ	Weight g	Weight %	Cumulated amount passing %
Gravel	16,00	-4,00	0,00	0,00	100,00
	8,00	-3,00	0,23	0,22	99,78
	4,00	-2,00	0,08	0,08	99,71
	2,80	-1,49	0,09	0,08	99,62
	2,00	-1,00	0,93	0,87	98,75
Sand	1,40	-0,49	1,81	1,70	97,05
	1,00	0,00	5,94	5,59	91,46
	0,710	0,49	7,03	6,61	84,85
	0,500	1,00	12,62	11,87	72,98
	0,355	1,49	22,34	21,01	51,96
	0,250	2,00	32,38	30,46	21,50
	0,180	2,47	18,68	17,57	3,93
	0,125	3,00	3,42	3,22	0,71
	0,090	3,47	0,20	0,19	0,53
	0,075	3,74	0,00	0,00	0,53
	0,063	3,99	0,00	0,00	0,53
	< 0,063	> 3,99	0,56	0,53	0,00

Size Classes (DGF-Bulletin 1 1988)

		Weight %
Silt and clay	(< 0,063 mm):	0,53
Sand, fine	(0,063 mm - 0,200 mm):	8,43
Sand, medium	(0,2 mm - 0,6 mm):	69,68
Sand, coarse	(0,6 mm - 2 mm):	20,12
Gravel	(> 2 mm):	1,25
Sum:		100,00

Moments Measures (Folk and Wards)

Percentile Amount in sieve	Percentile Amount passing	d(mm)	Φ
5%	95%	1,25	-0,33
16%	84%	0,70	0,52
25%	75%	0,54	0,90
40%	60%	0,41	1,28
Median 50%	50%	0,35	1,52
75%	25%	0,26	1,93
84%	16%	0,23	2,13
90%	10%	0,20	2,29
95%	5%	0,18	2,44

Moments Statistics

Mean	1,39
Sorting	0,82
Skewness	-0,29
Kurtosis	1,10
Uniformity Coefficient	2,01

The analysis is executed according to DS 405.9 extended by sieves to the ½ phi scale

Size Classes and Percentiles are found by linear interpolation

Formulas

Mean (ϕ16%+ϕ84%+ϕ50%) / 3 (Folk and Ward 1957)

Sorting (ϕ84%-ϕ16%) / 4 + (ϕ95%-ϕ5%) / 6,6 (Folk and Ward 1957)

Kurtosis (ϕ95% - ϕ5%) / (2,44 * (ϕ75% - ϕ25%)) (Folk and Ward 1957)

Skewness (ϕ16%+ϕ84% - 2*ϕ50%) / (2*(ϕ84%-ϕ16%)) + (ϕ5%+ϕ95% - 2*ϕ50%) / (2*(ϕ95%-ϕ5%)) (Folk and Ward 1957)

Uniformity Coefficient (d60% / d10%) (dgf-Bulletin 1988)

Mean, sorting, skewness and kurtosis are based on "Amount in sieve". Uniformity coefficient is based on "Amount passing".

Øster Voldgade 10 1350 København K
Tel.: +45 38 14 20 00 Telefax: +45 38 14 20 50
Email: GEUS@geus.dk
www.geus.dk

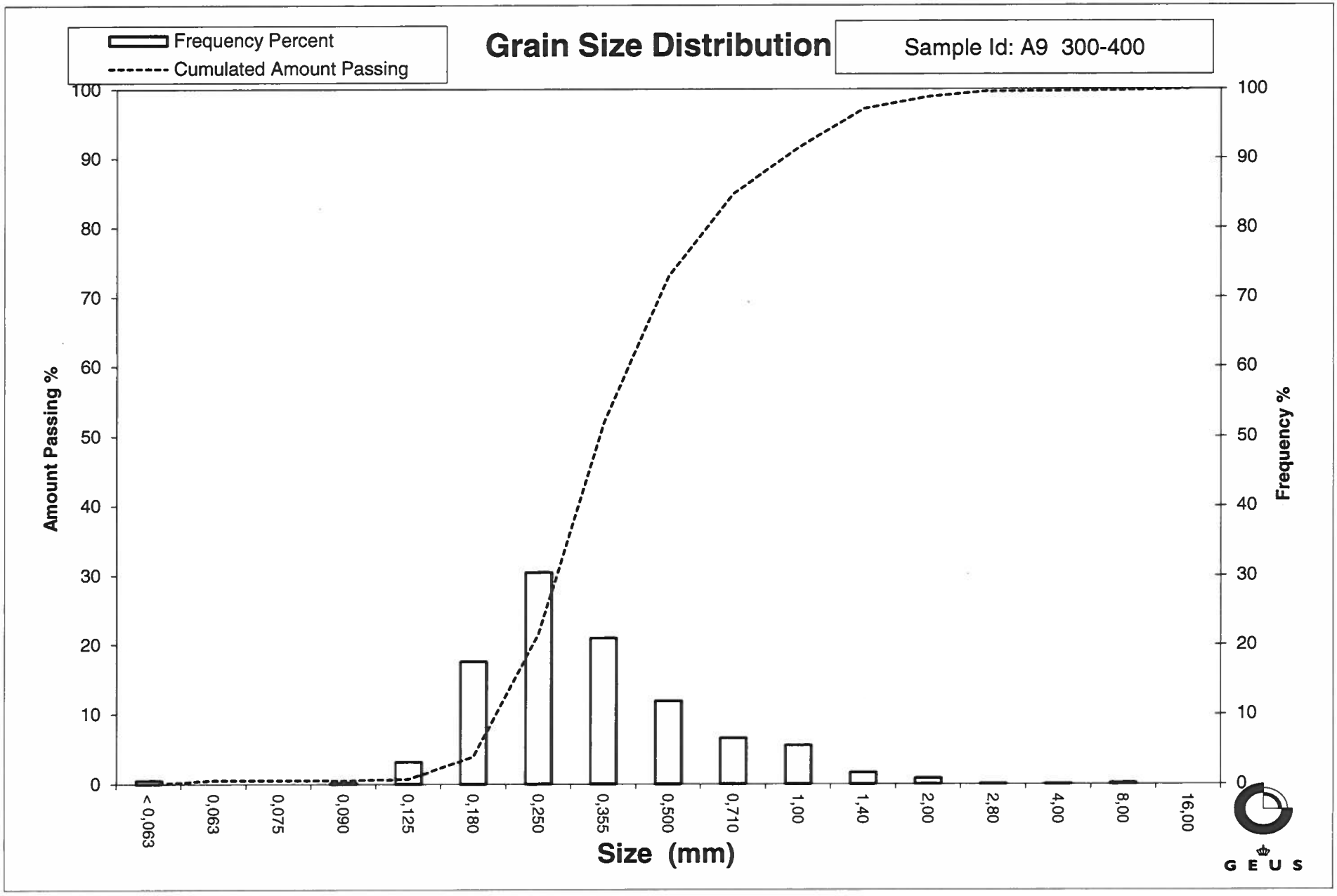
Frequency Percent
Cumulated Amount Passing
Grain Size Distribution
Sample Id: A9 300-400
Amount Passing %
Frequency %
100
90
80
70
60
50
40
30
20
10
0
< 0,063
0,063
0,075
0,090
0,125
0,180
0,250
0,355
0,500
0,710
1,00
1,40
2,00
2,80
4,00
8,00
16,00
Size (mm)
GEUS

Grain Size Distribution
Geotechnical

Sample Id: A10 0-34
Lab. Id: 220474
Projekt Energistyrelsen
Subject: A10
Date: 13-06-2022
Executed: PS/CRL
Remarks:

GEUS

Total Weight 94,45 g

Size Fractions

Sieve Analysis

	Size mm	Size Φ	Weight g	Weight %	Cumulated amount passing %
Gravel	16,00	-4,00	0,00	0,00	100,00
	8,00	-3,00	0,00	0,00	100,00
	4,00	-2,00	0,00	0,00	100,00
	2,80	-1,49	0,07	0,07	99,93
	2,00	-1,00	0,03	0,03	99,89
Sand	1,40	-0,49	0,08	0,08	99,81
	1,00	0,00	0,08	0,08	99,72
	0,710	0,49	0,43	0,46	99,27
	0,500	1,00	1,43	1,51	97,76
	0,355	1,49	2,66	2,82	94,94
	0,250	2,00	6,09	6,45	88,49
	0,180	2,47	28,43	30,10	58,39
	0,125	3,00	42,79	45,30	13,09
	0,090	3,47	8,63	9,14	3,95
	0,075	3,74	0,43	0,46	3,49
	0,063	3,99	0,54	0,57	2,92
	< 0,063	> 3,99	2,76	2,92	0,00

Size Classes (DGF-Bulletin 1 1988)

		Weight %
Silt and clay	(< 0,063 mm):	2,92
Sand, fine	(0,063 mm - 0,200 mm):	64,07
Sand, medium	(0,2 mm - 0,6 mm):	31,49
Sand, coarse	(0,6 mm - 2 mm):	1,42
Gravel	(> 2 mm):	0,11
Sum:		100,00

Moments Measures (Folk and Wards)

Percentile Amount in sieve	Percentile Amount passing	d(mm)	Φ
5%	95%	0,36	1,48
16%	84%	0,24	2,06
25%	75%	0,22	2,19
40%	60%	0,18	2,44
Median 50%	50%	0,17	2,56
75%	25%	0,14	2,84
84%	16%	0,13	2,96
90%	10%	0,11	3,14
95%	5%	0,09	3,41

Moments Statistics

Mean	2,53
Sorting	0,52
Skewness	-0,11
Kurtosis	1,22
Uniformity Coefficient	1,62

The analysis is executed according to DS 405.9 extended by sieves to the ½ phi scale

Size Classes and Percentiles are found by linear interpolation

Formulas

Mean (ϕ16%+ϕ84%+ϕ50%) / 3 (Folk and Ward 1957)

Sorting (ϕ84%-ϕ16%) / 4 + (ϕ95%-ϕ5%) / 6,6 (Folk and Ward 1957)

Kurtosis (ϕ95% - ϕ5%) / (2,44 * (ϕ75% - ϕ25%)) (Folk and Ward 1957)

Skewness (ϕ16%+ϕ84% - 2*ϕ50%) / (2*(ϕ84%-ϕ16%)) + (ϕ5%+ϕ95% - 2*ϕ50%) / (2*(ϕ95%-ϕ5%)) (Folk and Ward 1957)

Uniformity Coefficient (d60% / d10%) (dgf-Bulletin 1988)

Mean, sorting, skewness and kurtosis are based on "Amount in sieve". Uniformity coefficient is based on "Amount passing".

Øster Voldgade 10 1350 København K
Tel.: +45 38 14 20 00 Telefax: +45 38 14 20 50
Email: GEUS@geus.dk
www.geus.dk

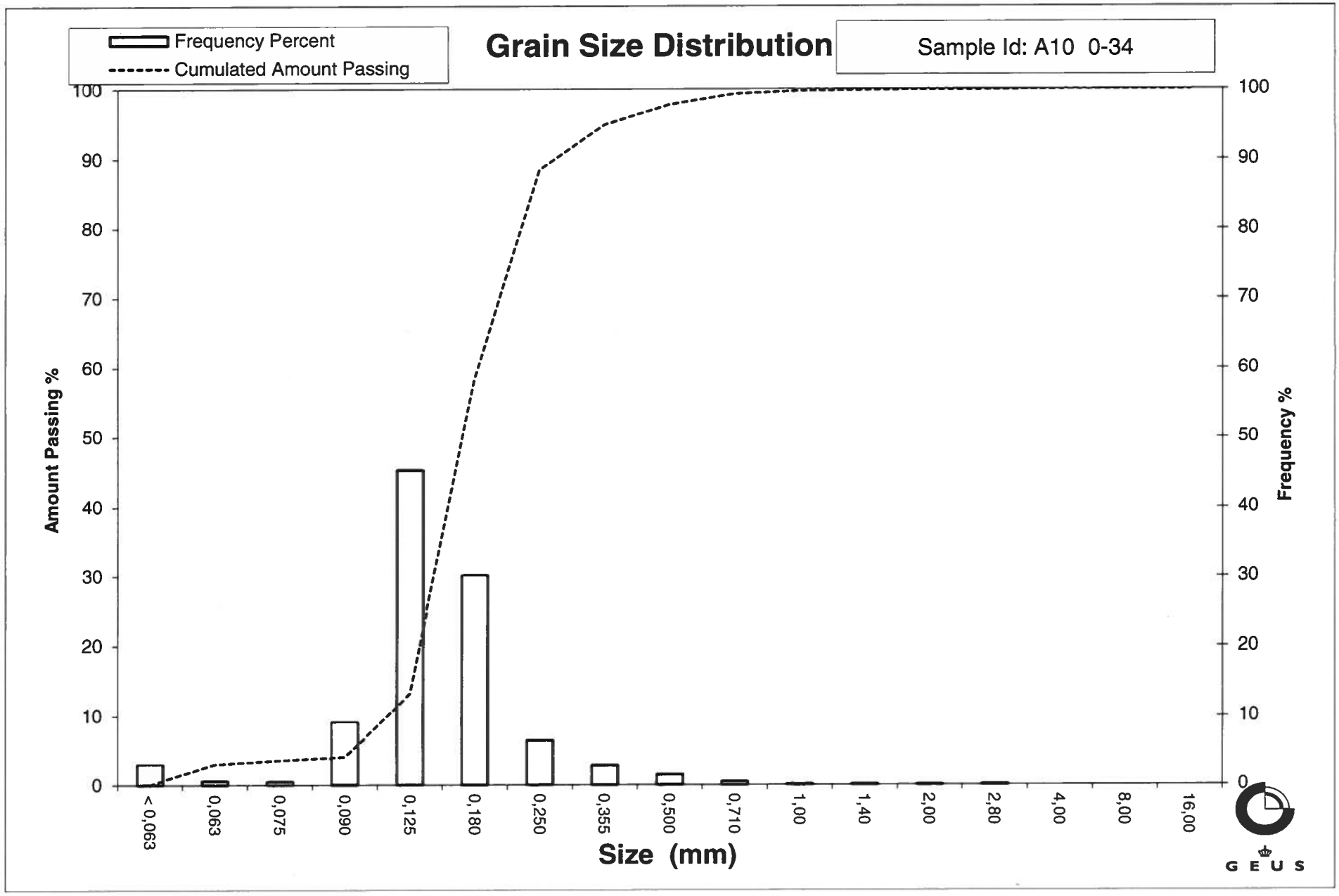
Frequency Percent
Cumulated Amount Passing
Grain Size Distribution
Sample Id: A10 0-34
Amount Passing %
Frequency %
100
90
80
70
60
50
40
30
20
10
0
< 0,063
0,063
0,075
0,090
0,125
0,180
0,250
0,355
0,500
0,710
1,00
1,40
2,00
2,80
4,00
8,00
16,00
Size (mm)
GEUS

Grain Size Distribution
Geotechnical

Sample Id: A10 34-57
Lab. Id: 220475
Projekt Energistyrelsen
Subject: A10
Date: 13-06-2022
Executed: PS/CRL
Remarks: >4,0 mm heraf 1,2g skaller

GEUS

Total Weight 114,08 g

Size Fractions

Sieve Analysis

	Size mm	Size Φ	Weight g	Weight %	Cumulated amount passing %
Gravel	16,00	-4,00	0,00	0,00	100,00
	8,00	-3,00	0,74	0,65	99,35
	4,00	-2,00	1,08	0,95	98,40
	2,80	-1,49	1,93	1,69	96,71
	2,00	-1,00	5,21	4,57	92,15
Sand	1,40	-0,49	6,70	5,87	86,27
	1,00	0,00	9,58	8,40	77,88
	0,710	0,49	16,87	14,79	63,09
	0,500	1,00	37,32	32,71	30,37
	0,355	1,49	13,65	11,97	18,41
	0,250	2,00	8,74	7,66	10,75
	0,180	2,47	6,11	5,36	5,39
	0,125	3,00	4,57	4,01	1,38
	0,090	3,47	0,42	0,37	1,02
	0,075	3,74	0,00	0,00	1,02
	0,063	3,99	0,00	0,00	1,02
	< 0,063	> 3,99	1,16	1,02	0,00

Size Classes (DGF-Bulletin 1 1988)

		Weight %
Silt and clay	(< 0,063 mm):	1,02
Sand, fine	(0,063 mm - 0,200 mm):	5,90
Sand, medium	(0,2 mm - 0,6 mm):	39,03
Sand, coarse	(0,6 mm - 2 mm):	46,19
Gravel	(> 2 mm):	7,85
Sum:		100,00

Moments Measures (Folk and Wards)

Percentile Amount in sieve	Percentile Amount passing	d(mm)	Φ
5%	95%	2,50	-1,32
16%	84%	1,29	-0,37
25%	75%	0,94	0,08
40%	60%	0,69	0,53
Median 50%	50%	0,63	0,68
75%	25%	0,43	1,20
84%	16%	0,32	1,63
90%	10%	0,24	2,06
95%	5%	0,17	2,52

Moments Statistics

Mean	0,65
Sorting	1,08
Skewness	-0,04
Kurtosis	1,41
Uniformity Coefficient	2,87

The analysis is executed according to DS 405.9 extended by sieves to the ½ phi scale

Size Classes and Percentiles are found by linear interpolation

Formulas

Mean (ϕ16%+ϕ84%+ϕ50%) / 3 (Folk and Ward 1957)

Sorting (ϕ84%-ϕ16%) / 4 + (ϕ95%-ϕ5%) / 6,6 (Folk and Ward 1957)

Kurtosis (ϕ95% - ϕ5%) / (2,44 * (ϕ75% - ϕ25%)) (Folk and Ward 1957)

Skewness (ϕ16%+ϕ84% - 2*ϕ50%) / (2*(ϕ84%-ϕ16%)) + (ϕ5%+ϕ95% - 2*ϕ50%) / (2*(ϕ95%-ϕ5%)) (Folk and Ward 1957)

Uniformity Coefficient (d60% / d10%) (dgf-Bulletin 1988)

Mean, sorting, skewness and kurtosis are based on "Amount in sieve". Uniformity coefficient is based on "Amount passing".

Øster Voldgade 10 1350 København K
Tel.: +45 38 14 20 00 Telefax: +45 38 14 20 50
Email: GEUS@geus.dk
www.geus.dk

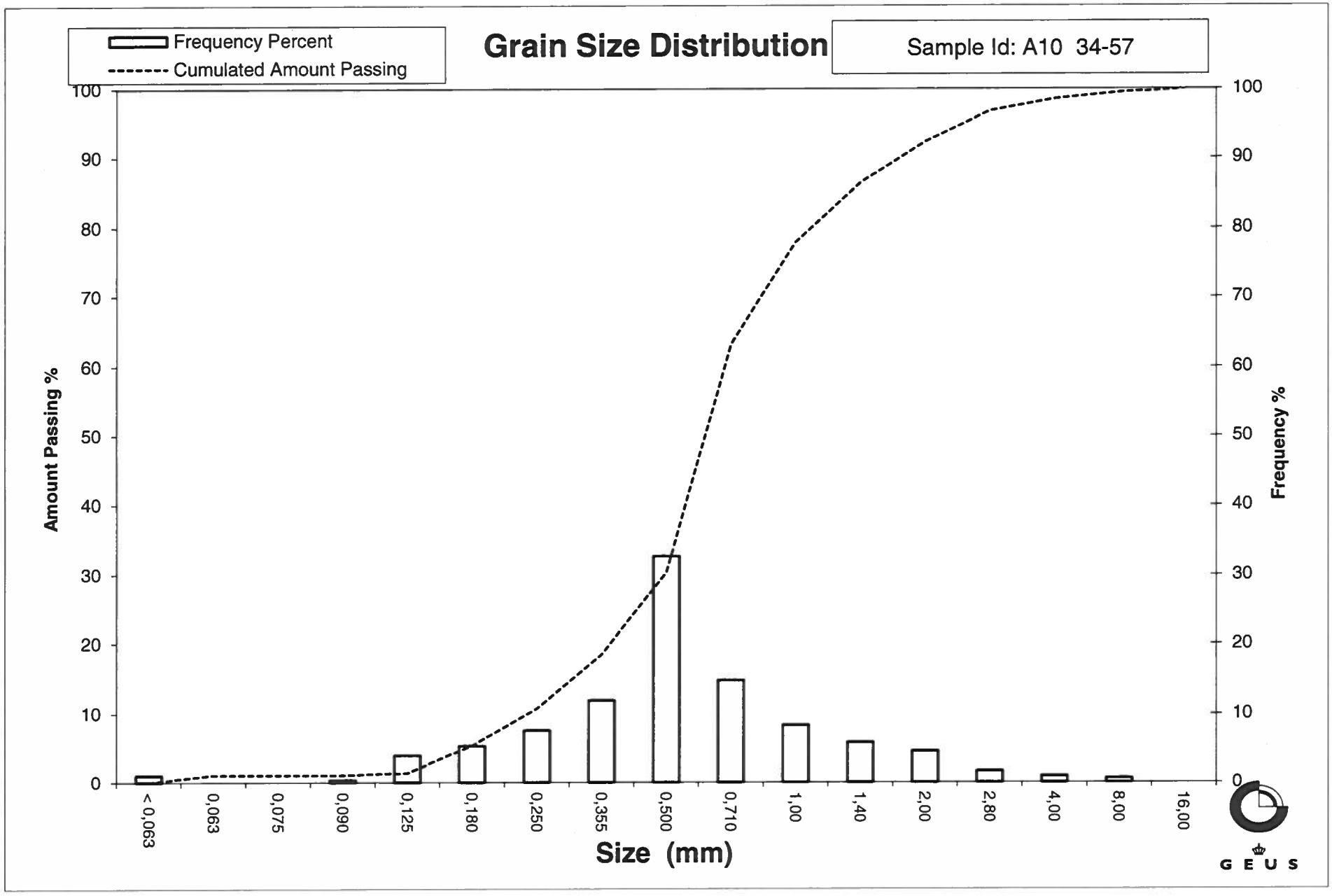
Frequency Percent
Cumulated Amount Passing
Grain Size Distribution
Sample Id: A10 34-57
Amount Passing %
Frequency %
100
90
80
70
60
50
40
30
20
10
0
< 0,063
0,063
0,075
0,090
0,125
0,180
0,250
0,355
0,500
0,710
1,00
1,40
2,00
2,80
4,00
8,00
16,00
Size (mm)
GEUS

Grain Size Distribution
Geotechnical

Sample Id: A10 100-200
Lab. Id: 220476
Projekt Energistyrelsen
Subject: A10
Date: 13-06-2022
Executed: PS/CRL
Remarks:

GEUS

Total Weight 91,33 g

Size Fractions

Sieve Analysis

	Size mm	Size Φ	Weight g	Weight %	Cumulated amount passing %
Gravel	16,00	-4,00	0,00	0,00	100,00
	8,00	-3,00	0,00	0,00	100,00
	4,00	-2,00	0,00	0,00	100,00
	2,80	-1,49	0,04	0,04	99,96
	2,00	-1,00	0,02	0,02	99,93
Sand	1,40	-0,49	0,06	0,07	99,87
	1,00	0,00	0,33	0,36	99,51
	0,710	0,49	0,32	0,35	99,16
	0,500	1,00	0,52	0,57	98,59
	0,355	1,49	1,09	1,19	97,39
	0,250	2,00	3,43	3,76	93,64
	0,180	2,47	12,93	14,16	79,48
	0,125	3,00	46,55	50,97	28,51
	0,090	3,47	18,17	19,89	8,62
	0,075	3,74	1,05	1,15	7,47
	0,063	3,99	0,55	0,60	6,87
	< 0,063	> 3,99	6,27	6,87	0,00

Size Classes (DGF-Bulletin 1 1988)

		Weight %
Silt and clay	(< 0,063 mm):	6,87
Sand, fine	(0,063 mm - 0,200 mm):	76,66
Sand, medium	(0,2 mm - 0,6 mm):	15,33
Sand, coarse	(0,6 mm - 2 mm):	1,08
Gravel	(> 2 mm):	0,07
Sum:		100,00

Moments Measures (Folk and Wards)

Percentile Amount in sieve	Percentile Amount passing	d(mm)	Φ
5%	95%	0,29	1,80
16%	84%	0,20	2,31
25%	75%	0,18	2,51
40%	60%	0,16	2,65
Median 50%	50%	0,15	2,75
75%	25%	0,12	3,07
84%	16%	0,10	3,28
90%	10%	0,09	3,44
95%	5%	-------	-------

Moments Statistics

Mean	2,78
Sorting	-------
Skewness	-------
Kurtosis	-------
Uniformity Coefficient	1,72

The analysis is executed according to DS 405.9 extended by sieves to the ½ phi scale

Size Classes and Percentiles are found by linear interpolation

Formulas

Mean (ϕ16%+ϕ84%+ϕ50%) / 3 (Folk and Ward 1957)

Sorting (ϕ84%-ϕ16%) / 4 + (ϕ95%-ϕ5%) / 6,6 (Folk and Ward 1957)

Kurtosis (ϕ95% - ϕ5%) / (2,44 * (ϕ75% - ϕ25%)) (Folk and Ward 1957)

Skewness (ϕ16%+ϕ84% - 2*ϕ50%) / (2*(ϕ84%-ϕ16%)) + (ϕ5%+ϕ95% - 2*ϕ50%) / (2*(ϕ95%-ϕ5%)) (Folk and Ward 1957)

Uniformity Coefficient (d60% / d10%) (dgf-Bulletin 1988)

Mean, sorting, skewness and kurtosis are based on "Amount in sieve". Uniformity coefficient is based on "Amount passing".

Øster Voldgade 10 1350 København K
Tel.: +45 38 14 20 00 Telefax: +45 38 14 20 50
Email: GEUS@geus.dk
www.geus.dk

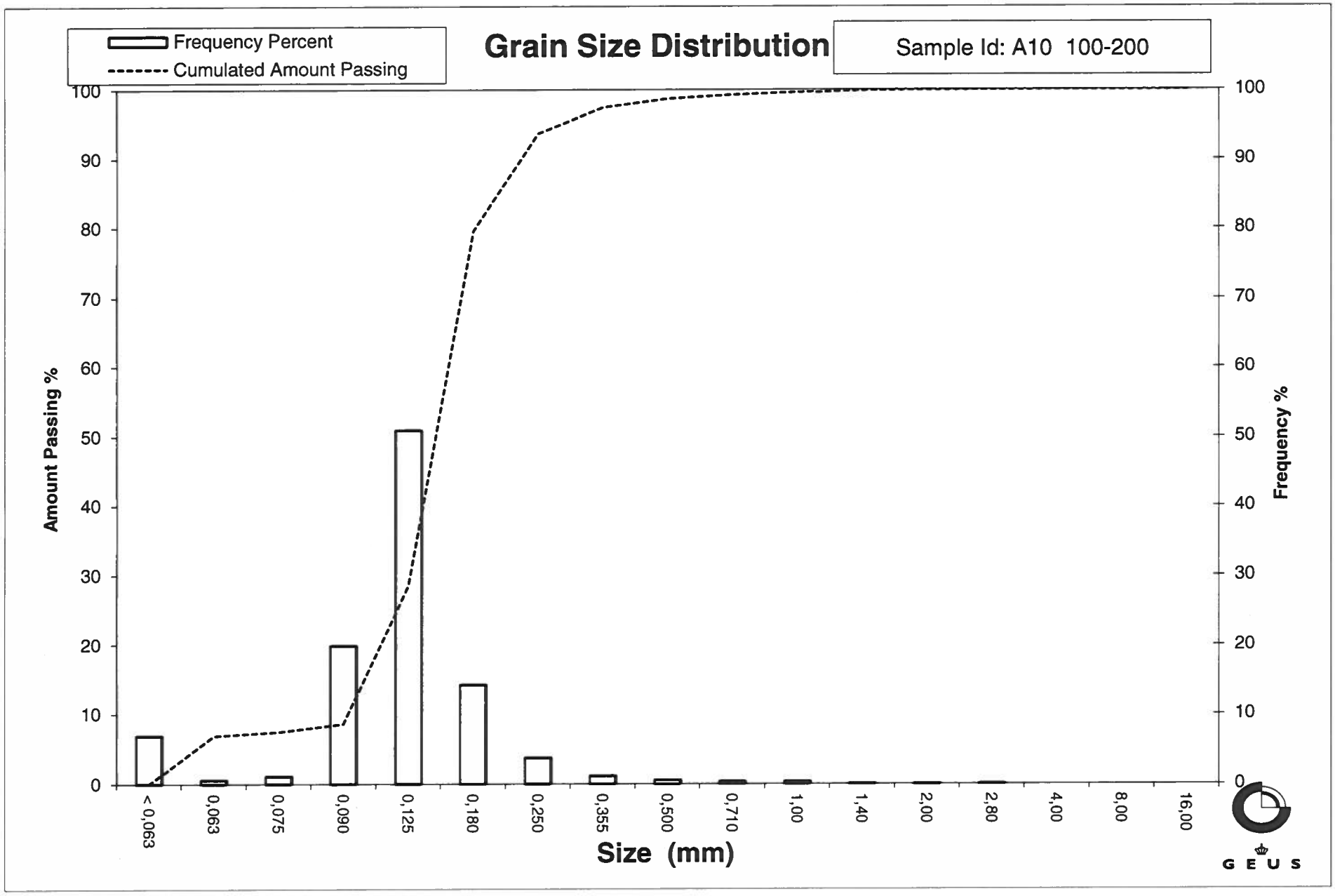
Frequency Percent
Cumulated Amount Passing
Grain Size Distribution
Sample Id: A10 100-200
Amount Passing %
Frequency %
100
90
80
70
60
50
40
30
20
10
0
< 0,063
0,063
0,075
0,090
0,125
0,180
0,250
0,355
0,500
0,710
1,00
1,40
2,00
2,80
4,00
8,00
16,00
Size (mm)
GEUS

Grain Size Distribution
Geotechnical

Sample Id: A14 0-50
Lab. Id: 220477
Projekt Energistyrelsen
Subject: A14
Date: 13-06-2022
Executed: PS/CRL
Remarks:

GEUS

Total Weight 103,15 g

Size Fractions

Sieve Analysis

	Size mm	Size Φ	Weight g	Weight %	Cumulated amount passing %
Gravel	16,00	-4,00	0,00	0,00	100,00
	8,00	-3,00	0,00	0,00	100,00
	4,00	-2,00	0,00	0,00	100,00
	2,80	-1,49	0,19	0,18	99,82
	2,00	-1,00	0,08	0,08	99,74
Sand	1,40	-0,49	0,11	0,11	99,63
	1,00	0,00	1,55	1,50	98,13
	0,710	0,49	5,62	5,45	92,68
	0,500	1,00	11,43	11,08	81,60
	0,355	1,49	24,14	23,40	58,20
	0,250	2,00	31,23	30,28	27,92
	0,180	2,47	20,89	20,25	7,67
	0,125	3,00	6,40	6,20	1,46
	0,090	3,47	0,34	0,33	1,13
	0,075	3,74	0,03	0,03	1,11
	0,063	3,99	0,00	0,00	1,11
	< 0,063	> 3,99	1,14	1,11	0,00

Size Classes (DGF-Bulletin 1 1988)

		Weight %
Silt and clay	(< 0,063 mm):	1,11
Sand, fine	(0,063 mm - 0,200 mm):	12,35
Sand, medium	(0,2 mm - 0,6 mm):	73,42
Sand, coarse	(0,6 mm - 2 mm):	12,86
Gravel	(> 2 mm):	0,26
Sum:		100,00

Moments Measures (Folk and Wards)

Percentile Amount in sieve	Percentile Amount passing	d(mm)	Φ
5%	95%	0,83	0,26
16%	84%	0,55	0,87
25%	75%	0,46	1,12
40%	60%	0,37	1,45
Median 50%	50%	0,33	1,61
75%	25%	0,24	2,06
84%	16%	0,21	2,26
90%	10%	0,19	2,41
95%	5%	0,16	2,68

Moments Statistics

Mean	1,58
Sorting	0,71
Skewness	-0,09
Kurtosis	1,06
Uniformity Coefficient	1,95

The analysis is executed according to DS 405.9 extended by sieves to the ½ phi scale

Size Classes and Percentiles are found by linear interpolation

Formulas

Mean (ϕ16%+ϕ84%+ϕ50%) / 3 (Folk and Ward 1957)

Sorting (ϕ84%-ϕ16%) / 4 + (ϕ95%-ϕ5%) / 6,6 (Folk and Ward 1957)

Kurtosis (ϕ95% - ϕ5%) / (2,44 * (ϕ75% - ϕ25%)) (Folk and Ward 1957)

Skewness (ϕ16%+ϕ84% - 2*ϕ50%) / (2*(ϕ84%-ϕ16%)) + (ϕ5%+ϕ95% - 2*ϕ50%) / (2*(ϕ95%-ϕ5%)) (Folk and Ward 1957)

Uniformity Coefficient (d60% / d10%) (dgf-Bulletin 1988)

Mean, sorting, skewness and kurtosis are based on "Amount in sieve". Uniformity coefficient is based on "Amount passing".

Øster Voldgade 10 1350 København K
Tel.: +45 38 14 20 00 Telefax: +45 38 14 20 50
Email: GEUS@geus.dk
www.geus.dk

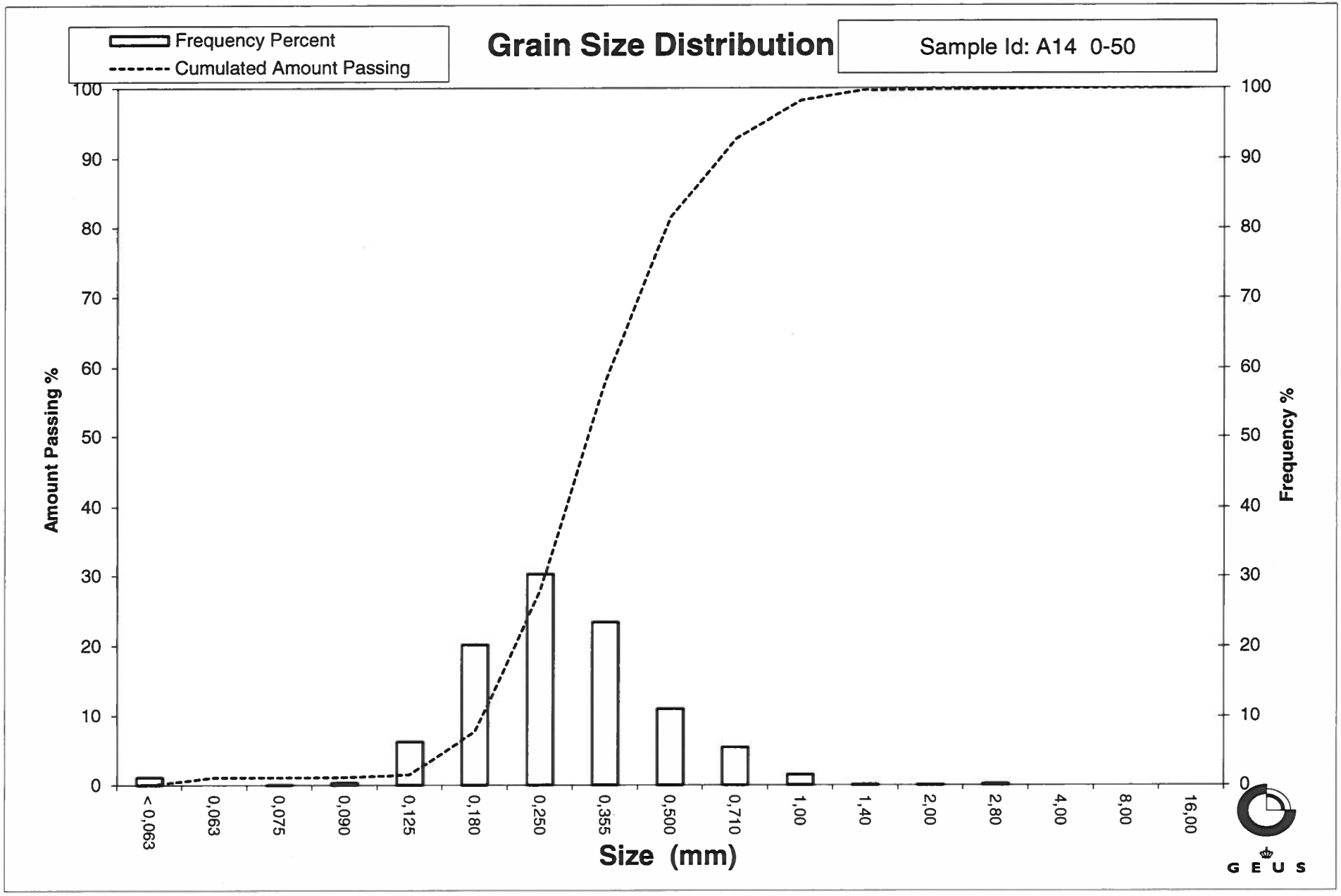
Frequency Percent
Cumulated Amount Passing
Grain Size Distribution
Sample Id: A14 0-50
Amount Passing %
Frequency %
100
90
80
70
60
50
40
30
20
10
0
< 0,063
0,063
0,075
0,090
0,125
0,180
0,250
0,355
0,500
0,710
1,00
1,40
2,00
2,80
4,00
8,00
16,00
Size (mm)
GEUS

Grain Size Distribution
Geotechnical

Sample Id: A14 65-82
Lab. Id: 220478
Projekt Energistyrelsen
Subject: A14
Date: 13-06-2022
Executed: PS/CRL
Remarks: >4mm heraf 2 g skaller

GEUS

Total Weight 369,71 g

Size Fractions

Sieve Analysis

	Size mm	Size Φ	Weight g	Weight %	Cumulated amount passing %
Gravel	16,00	-4,00	0,00	0,00	100,00
	8,00	-3,00	1,06	0,29	99,71
	4,00	-2,00	4,87	1,32	98,40
	2,80	-1,49	44,56	12,05	86,34
	2,00	-1,00	106,58	28,83	57,52
Sand	1,40	-0,49	72,48	19,60	37,91
	1,00	0,00	33,94	9,18	28,73
	0,710	0,49	35,25	9,53	19,20
	0,500	1,00	29,46	7,97	11,23
	0,355	1,49	15,80	4,27	6,95
	0,250	2,00	11,00	2,98	3,98
	0,180	2,47	8,16	2,21	1,77
	0,125	3,00	4,11	1,11	0,66
	0,090	3,47	0,41	0,11	0,55
	0,075	3,74	0,04	0,01	0,54
	0,063	3,99	0,02	0,01	0,53
	< 0,063	> 3,99	1,97	0,53	0,00

Size Classes (DGF-Bulletin 1 1988)

		Weight %
Silt and clay	(< 0,063 mm):	0,53
Sand, fine	(0,063 mm - 0,200 mm):	1,87
Sand, medium	(0,2 mm - 0,6 mm):	12,62
Sand, coarse	(0,6 mm - 2 mm):	42,49
Gravel	(> 2 mm):	42,48
Sum:		100,00

Moments Measures (Folk and Wards)

Percentile Amount in sieve	Percentile Amount passing	d(mm)	Φ
5%	95%	3,66	-1,87
16%	84%	2,73	-1,45
25%	75%	2,49	-1,31
40%	60%	2,07	-1,05
Median 50%	50%	1,77	-0,82
75%	25%	0,89	0,17
84%	16%	0,63	0,68
90%	10%	0,46	1,13
95%	5%	0,29	1,81

Moments Statistics

Mean	-0,53
Sorting	1,09
Skewness	0,42
Kurtosis	1,01
Uniformity Coefficient	4,51

The analysis is executed according to DS 405.9 extended by sieves to the ½ phi scale

Size Classes and Percentiles are found by linear interpolation

Formulas

Mean (ϕ16%+ϕ84%+ϕ50%) / 3 (Folk and Ward 1957)

Sorting (ϕ84%-ϕ16%) / 4 + (ϕ95%-ϕ5%) / 6,6 (Folk and Ward 1957)

Kurtosis (ϕ95% - ϕ5%) / (2,44 * (ϕ75% - ϕ25%)) (Folk and Ward 1957)

Skewness (ϕ16%+ϕ84% - 2*ϕ50%) / (2*(ϕ84%-ϕ16%)) + (ϕ5%+ϕ95% - 2*ϕ50%) / (2*(ϕ95%-ϕ5%)) (Folk and Ward 1957)

Uniformity Coefficient (d60% / d10%) (dgf-Bulletin 1988)

Mean, sorting, skewness and kurtosis are based on "Amount in sieve". Uniformity coefficient is based on "Amount passing".

Øster Voldgade 10 1350 København K
Tel.: +45 38 14 20 00 Telefax: +45 38 14 20 50
Email: GEUS@geus.dk
www.geus.dk

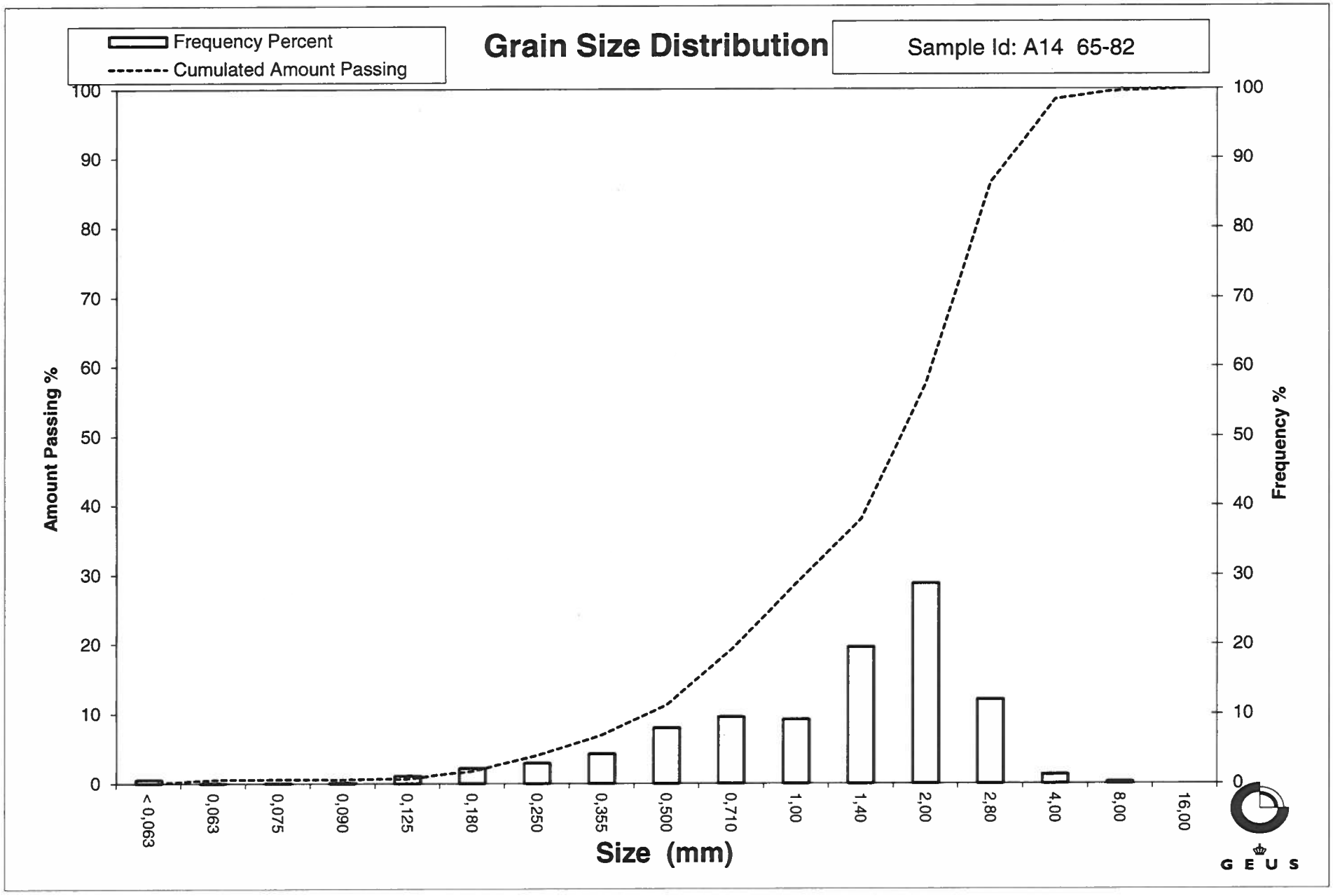
Frequency Percent
Cumulated Amount Passing
Grain Size Distribution
Sample Id: A14 65-82
Amount Passing %
Frequency %
100
90
80
70
60
50
40
30
20
10
0
< 0,063
0,063
0,075
0,090
0,125
0,180
0,250
0,355
0,500
0,710
1,00
1,40
2,00
2,80
4,00
8,00
16,00
Size (mm)
GEUS

Grain Size Distribution
Geotechnical

Sample Id: A14 85-140
Lab. Id: 220479
Projekt Energistyrelsen
Subject: A14
Date: 13-06-2022
Executed: PS/CRL
Remarks:

GEUS

Total Weight 96,72 g

Size Fractions

Sieve Analysis

	Size mm	Size Φ	Weight g	Weight %	Cumulated amount passing %
Gravel	16,00	-4,00	0,00	0,00	100,00
	8,00	-3,00	0,00	0,00	100,00
	4,00	-2,00	0,00	0,00	100,00
	2,80	-1,49	0,00	0,00	100,00
	2,00	-1,00	0,00	0,00	100,00
Sand	1,40	-0,49	0,01	0,01	99,99
	1,00	0,00	0,05	0,05	99,94
	0,710	0,49	0,11	0,11	99,82
	0,500	1,00	0,51	0,53	99,30
	0,355	1,49	1,29	1,33	97,96
	0,250	2,00	4,95	5,12	92,85
	0,180	2,47	45,83	47,38	45,46
	0,125	3,00	35,81	37,02	8,44
	0,090	3,47	5,69	5,88	2,55
	0,075	3,74	0,27	0,28	2,27
	0,063	3,99	0,24	0,25	2,03
	< 0,063	> 3,99	1,96	2,03	0,00

Size Classes (DGF-Bulletin 1 1988)

		Weight %
Silt and clay	(< 0,063 mm):	2,03
Sand, fine	(0,063 mm - 0,200 mm):	56,97
Sand, medium	(0,2 mm - 0,6 mm):	40,55
Sand, coarse	(0,6 mm - 2 mm):	0,45
Gravel	(> 2 mm):	0,00
Sum:		100,00

Moments Measures (Folk and Wards)

Percentile Amount in sieve	Percentile Amount passing	d(mm)	Φ
5%	95%	0,29	1,77
16%	84%	0,24	2,08
25%	75%	0,22	2,16
40%	60%	0,20	2,31
Median 50%	50%	0,19	2,42
75%	25%	0,15	2,74
84%	16%	0,14	2,88
90%	10%	0,13	2,97
95%	5%	0,10	3,26

Moments Statistics

Mean	2,46
Sorting	0,43
Skewness	0,13
Kurtosis	1,05
Uniformity Coefficient	1,58

The analysis is executed according to DS 405.9 extended by sieves to the ½ phi scale

Size Classes and Percentiles are found by linear interpolation

Formulas

Mean (ϕ16%+ϕ84%+ϕ50%) / 3 (Folk and Ward 1957)

Sorting (ϕ84%-ϕ16%) / 4 + (ϕ95%-ϕ5%) / 6,6 (Folk and Ward 1957)

Kurtosis (ϕ95% - ϕ5%) / (2,44 * (ϕ75% - ϕ25%)) (Folk and Ward 1957)

Skewness (ϕ16%+ϕ84% - 2*ϕ50%) / (2*(ϕ84%-ϕ16%)) + (ϕ5%+ϕ95% - 2*ϕ50%) / (2*(ϕ95%-ϕ5%)) (Folk and Ward 1957)

Uniformity Coefficient (d60% / d10%) (dgf-Bulletin 1988)

Mean, sorting, skewness and kurtosis are based on "Amount in sieve". Uniformity coefficient is based on "Amount passing".

Øster Voldgade 10 1350 København K
Tel.: +45 38 14 20 00 Telefax: +45 38 14 20 50
Email: GEUS@geus.dk
www.geus.dk

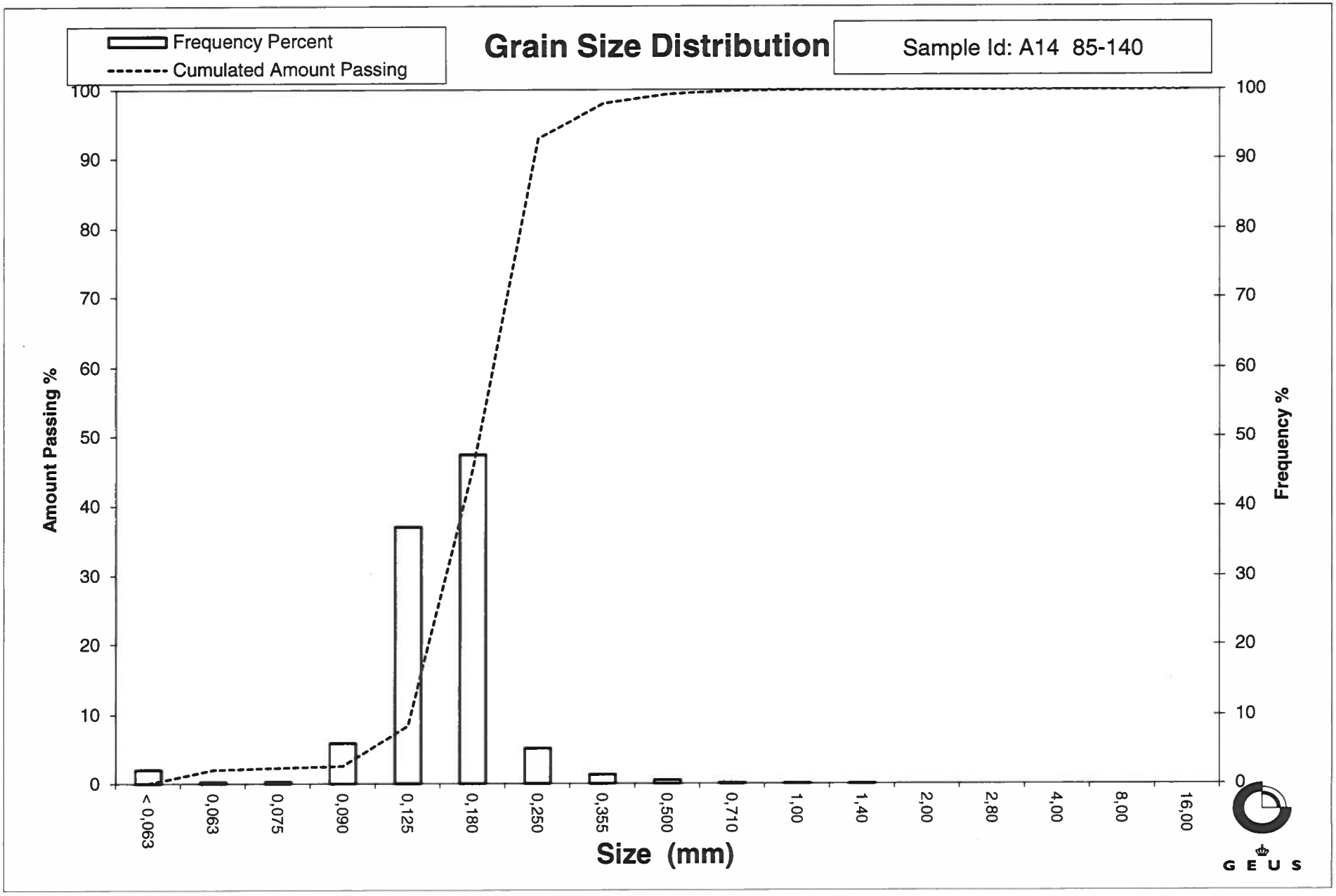
Frequency Percent
Cumulated Amount Passing
Grain Size Distribution
Sample Id: A14 85-140
Amount Passing %
Frequency %
100
90
80
70
60
50
40
30
20
10
0
< 0,063
0,063
0,075
0,090
0,125
0,180
0,250
0,355
0,500
0,710
1,00
1,40
2,00
2,80
4,00
8,00
16,00
Size (mm)
GEUS

Grain Size Distribution
Geotechnical

Sample Id: A14 200-250
Lab. Id: 220480
Projekt Energistyrelsen
Subject: A14
Date: 13-06-2022
Executed: PS/CRL
Remarks:

GEUS

Total Weight 92,18 g

Size Fractions

Sieve Analysis

	Size mm	Size Φ	Weight g	Weight %	Cumulated amount passing %
Gravel	16,00	-4,00	0,00	0,00	100,00
	8,00	-3,00	0,00	0,00	100,00
	4,00	-2,00	0,00	0,00	100,00
	2,80	-1,49	0,00	0,00	100,00
	2,00	-1,00	0,00	0,00	100,00
Sand	1,40	-0,49	0,00	0,00	100,00
	1,00	0,00	0,12	0,13	99,87
	0,710	0,49	0,23	0,25	99,62
	0,500	1,00	0,70	0,76	98,86
	0,355	1,49	2,25	2,44	96,42
	0,250	2,00	6,92	7,51	88,91
	0,180	2,47	33,16	35,97	52,94
	0,125	3,00	41,34	44,85	8,09
	0,090	3,47	4,69	5,09	3,00
	0,075	3,74	0,28	0,30	2,70
	0,063	3,99	0,19	0,21	2,50
	< 0,063	> 3,99	2,30	2,50	0,00

Size Classes (DGF-Bulletin 1 1988)

		Weight %
Silt and clay	(< 0,063 mm):	2,50
Sand, fine	(0,063 mm - 0,200 mm):	60,72
Sand, medium	(0,2 mm - 0,6 mm):	36,00
Sand, coarse	(0,6 mm - 2 mm):	0,78
Gravel	(> 2 mm):	0,00
Sum:		100,00

Moments Measures (Folk and Wards)

Percentile Amount in sieve	Percentile Amount passing	d(mm)	Φ
5%	95%	0,34	1,58
16%	84%	0,24	2,06
25%	75%	0,22	2,17
40%	60%	0,19	2,37
Median 50%	50%	0,18	2,50
75%	25%	0,15	2,78
84%	16%	0,13	2,89
90%	10%	0,13	2,97
95%	5%	0,10	3,27

Moments Statistics

Mean	2,48
Sorting	0,47
Skewness	-0,08
Kurtosis	1,13
Uniformity Coefficient	1,52

The analysis is executed according to DS 405.9 extended by sieves to the ½ phi scale

Size Classes and Percentiles are found by linear interpolation

Formulas

Mean (ϕ16%+ϕ84%+ϕ50%) / 3 (Folk and Ward 1957)

Sorting (ϕ84%-ϕ16%) / 4 + (ϕ95%-ϕ5%) / 6,6 (Folk and Ward 1957)

Kurtosis (ϕ95% - ϕ5%) / (2,44 * (ϕ75% - ϕ25%)) (Folk and Ward 1957)

Skewness (ϕ16%+ϕ84% - 2*ϕ50%) / (2*(ϕ84%-ϕ16%)) + (ϕ5%+ϕ95% - 2*ϕ50%) / (2*(ϕ95%-ϕ5%)) (Folk and Ward 1957)

Uniformity Coefficient (d60% / d10%) (dgf-Bulletin 1988)

Mean, sorting, skewness and kurtosis are based on "Amount in sieve". Uniformity coefficient is based on "Amount passing".

Øster Voldgade 10 1350 København K
Tel.: +45 38 14 20 00 Telefax: +45 38 14 20 50
Email: GEUS@geus.dk
www.geus.dk

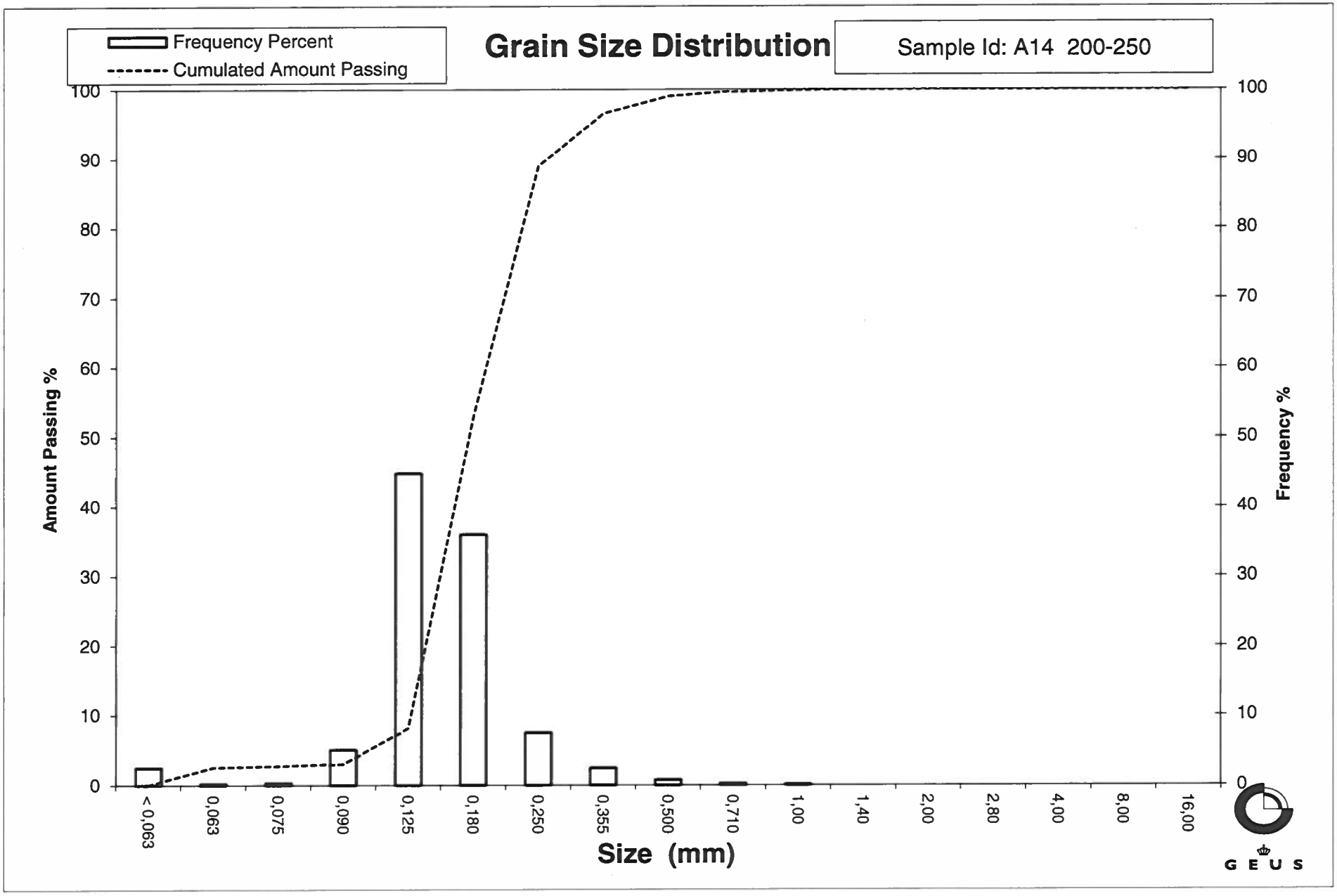
Frequency Percent
Cumulated Amount Passing
Grain Size Distribution
Sample Id: A14 200-250
Amount Passing %
Frequency %
100
90
80
70
60
50
40
30
20
10
0
< 0,063
0,063
0,075
0,090
0,125
0,180
0,250
0,355
0,500
0,710
1,00
1,40
2,00
2,80
4,00
8,00
16,00
Size (mm)
GEUS

Grain Size Distribution
Geotechnical

Sample Id: A23 0-50
Lab. Id: 220481
Projekt Energistyrelsen
Subject: A23
Date: 13-06-2022
Executed: PS/CRL
Remarks:

GEUS

Total Weight 102,65 g

Size Fractions

Sieve Analysis

	Size mm	Size Φ	Weight g	Weight %	Cumulated amount passing %
Gravel	16,00	-4,00	0,00	0,00	100,00
	8,00	-3,00	0,00	0,00	100,00
	4,00	-2,00	0,00	0,00	100,00
	2,80	-1,49	0,00	0,00	100,00
	2,00	-1,00	0,01	0,01	99,99
Sand	1,40	-0,49	0,52	0,51	99,48
	1,00	0,00	2,15	2,09	97,39
	0,710	0,49	6,44	6,27	91,12
	0,500	1,00	17,59	17,14	73,98
	0,355	1,49	24,61	23,97	50,00
	0,250	2,00	29,28	28,52	21,48
	0,180	2,47	17,69	17,23	4,25
	0,125	3,00	2,50	2,44	1,81
	0,090	3,47	0,13	0,13	1,69
	0,075	3,74	0,00	0,00	1,69
	0,063	3,99	0,01	0,01	1,68
	< 0,063	> 3,99	1,72	1,68	0,00

Size Classes (DGF-Bulletin 1 1988)

		Weight %
Silt and clay	(< 0,063 mm):	1,68
Sand, fine	(0,063 mm - 0,200 mm):	7,50
Sand, medium	(0,2 mm - 0,6 mm):	72,97
Sand, coarse	(0,6 mm - 2 mm):	17,85
Gravel	(> 2 mm):	0,01
Sum:		100,00

Moments Measures (Folk and Wards)

Percentile Amount in sieve	Percentile Amount passing	d(mm)	Φ
5%	95%	0,89	0,17
16%	84%	0,62	0,68
25%	75%	0,51	0,96
40%	60%	0,42	1,27
Median 50%	50%	0,35	1,49
75%	25%	0,26	1,93
84%	16%	0,23	2,13
90%	10%	0,20	2,30
95%	5%	0,18	2,45

Moments Statistics

Mean	1,44
Sorting	0,71
Skewness	-0,14
Kurtosis	0,97
Uniformity Coefficient	2,04

The analysis is executed according to DS 405.9 extended by sieves to the ½ phi scale

Size Classes and Percentiles are found by linear interpolation

Formulas

Mean (ϕ16%+ϕ84%+ϕ50%) / 3 (Folk and Ward 1957)

Sorting (ϕ84%-ϕ16%) / 4 + (ϕ95%-ϕ5%) / 6,6 (Folk and Ward 1957)

Kurtosis (ϕ95% - ϕ5%) / (2,44 * (ϕ75% - ϕ25%)) (Folk and Ward 1957)

Skewness (ϕ16%+ϕ84% - 2*ϕ50%) / (2*(ϕ84%-ϕ16%)) + (ϕ5%+ϕ95% - 2*ϕ50%) / (2*(ϕ95%-ϕ5%)) (Folk and Ward 1957)

Uniformity Coefficient (d60% / d10%) (dgf-Bulletin 1988)

Mean, sorting, skewness and kurtosis are based on "Amount in sieve". Uniformity coefficient is based on "Amount passing".

Øster Voldgade 10 1350 København K
Tel.: +45 38 14 20 00 Telefax: +45 38 14 20 50
Email: GEUS@geus.dk
www.geus.dk

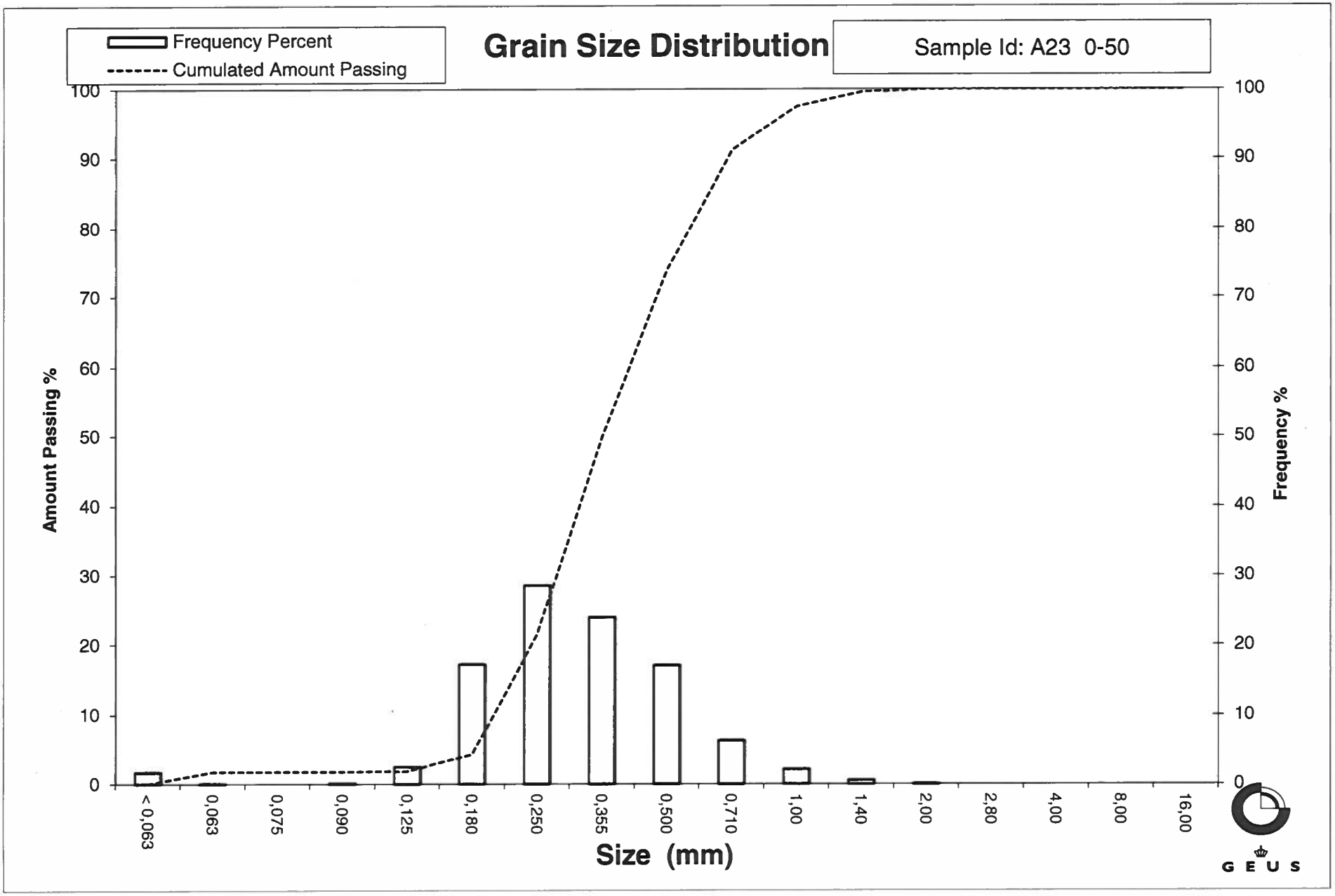
Frequency Percent
Cumulated Amount Passing
Grain Size Distribution
Sample Id: A23 0-50
Amount Passing %
Frequency %
100
90
80
70
60
50
40
30
20
10
0
< 0,063
0,063
0,075
0,090
0,125
0,180
0,250
0,355
0,500
0,710
1,00
1,40
2,00
2,80
4,00
8,00
16,00
Size (mm)
GEUS

Grain Size Distribution
Geotechnical

Sample Id: A23 50-100
Lab. Id: 220482
Projekt Energistyrelsen
Subject: A23
Date: 13-06-2022
Executed: PS/CRL
Remarks: > 8mm består af skaller

GEUS

Total Weight 117,83 g

Size Fractions

Sieve Analysis

	Size mm	Size Φ	Weight g	Weight %	Cumulated amount passing %
Gravel	16,00	-4,00	0,00	0,00	100,00
	8,00	-3,00	0,44	0,37	99,63
	4,00	-2,00	0,00	0,00	99,63
	2,80	-1,49	0,00	0,00	99,63
	2,00	-1,00	0,19	0,16	99,47
Sand	1,40	-0,49	1,75	1,49	97,98
	1,00	0,00	6,78	5,75	92,23
	0,710	0,49	14,26	12,10	80,12
	0,500	1,00	23,49	19,94	60,19
	0,355	1,49	24,07	20,43	39,76
	0,250	2,00	25,21	21,40	18,37
	0,180	2,47	18,91	16,05	2,32
	0,125	3,00	1,52	1,29	1,03
	0,090	3,47	0,13	0,11	0,92
	0,075	3,74	0,00	0,00	0,92
	0,063	3,99	0,00	0,00	0,92
	< 0,063	> 3,99	1,08	0,92	0,00

Size Classes (DGF-Bulletin 1 1988)

		Weight %
Silt and clay	(< 0,063 mm):	0,92
Sand, fine	(0,063 mm - 0,200 mm):	5,99
Sand, medium	(0,2 mm - 0,6 mm):	62,78
Sand, coarse	(0,6 mm - 2 mm):	29,78
Gravel	(> 2 mm):	0,53
Sum:		100,00

Moments Measures (Folk and Wards)

Percentile Amount in sieve	Percentile Amount passing	d(mm)	Φ
5%	95%	1,19	-0,25
16%	84%	0,80	0,32
25%	75%	0,66	0,61
40%	60%	0,50	1,00
Median 50%	50%	0,43	1,23
75%	25%	0,28	1,82
84%	16%	0,24	2,06
90%	10%	0,21	2,23
95%	5%	0,19	2,38

Moments Statistics

Mean	1,20
Sorting	0,84
Skewness	-0,08
Kurtosis	0,89
Uniformity Coefficient	2,34

The analysis is executed according to DS 405.9 extended by sieves to the ½ phi scale

Size Classes and Percentiles are found by linear interpolation

Formulas

Mean (ϕ16%+ϕ84%+ϕ50%) / 3 (Folk and Ward 1957)

Sorting (ϕ84%-ϕ16%) / 4 + (ϕ95%-ϕ5%) / 6,6 (Folk and Ward 1957)

Kurtosis (ϕ95% - ϕ5%) / (2,44 * (ϕ75% - ϕ25%)) (Folk and Ward 1957)

Skewness (ϕ16%+ϕ84% - 2*ϕ50%) / (2*(ϕ84%-ϕ16%)) + (ϕ5%+ϕ95% - 2*ϕ50%) / (2*(ϕ95%-ϕ5%)) (Folk and Ward 1957)

Uniformity Coefficient (d60% / d10%) (dgf-Bulletin 1988)

Mean, sorting, skewness and kurtosis are based on "Amount in sieve". Uniformity coefficient is based on "Amount passing".

Øster Voldgade 10 1350 København K
Tel.: +45 38 14 20 00 Telefax: +45 38 14 20 50
Email: GEUS@geus.dk
www.geus.dk

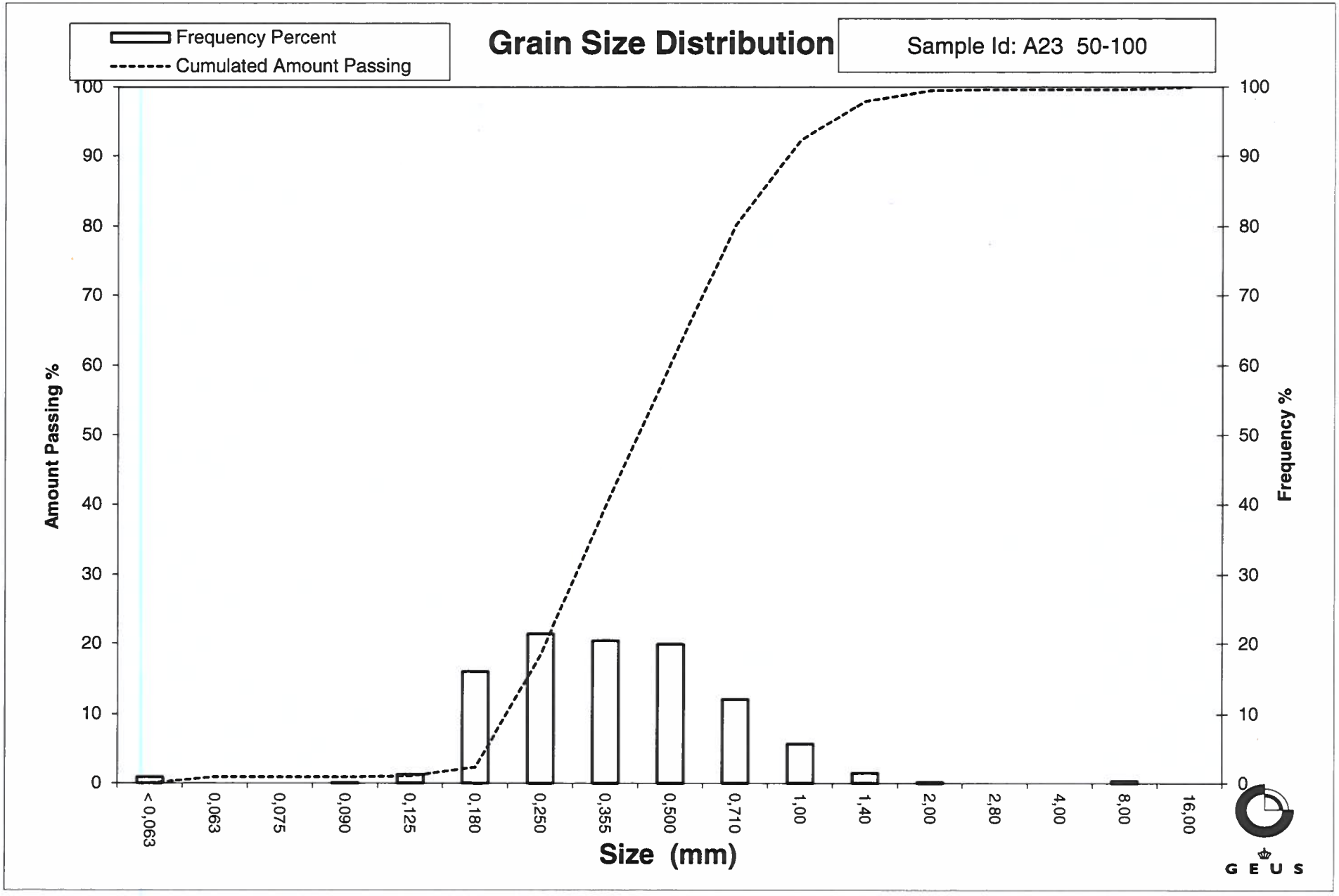
Frequency Percent
Cumulated Amount Passing
Grain Size Distribution
Sample Id: A23 50-100
Amount Passing %
Frequency %
100
90
80
70
60
50
40
30
20
10
0
< 0,063
0,063
0,075
0,090
0,125
0,180
0,250
0,355
0,500
0,710
1,00
1,40
2,00
2,80
4,00
8,00
16,00
Size (mm)
GEUS

Grain Size Distribution
Geotechnical

Sample Id: A23 100-150
Lab. Id: 220483
Projekt Energistyrelsen
Subject: A23
Date: 13-06-2022
Executed: PS/CRL
Remarks:

GEUS

Total Weight 105,37 g

Size Fractions

Sieve Analysis

	Size mm	Size Φ	Weight g	Weight %	Cumulated amount passing %
Gravel	16,00	-4,00	0,00	0,00	100,00
	8,00	-3,00	0,00	0,00	100,00
	4,00	-2,00	0,00	0,00	100,00
	2,80	-1,49	0,03	0,03	99,97
	2,00	-1,00	0,16	0,15	99,82
Sand	1,40	-0,49	0,95	0,90	98,92
	1,00	0,00	3,93	3,73	95,19
	0,710	0,49	10,06	9,55	85,64
	0,500	1,00	20,36	19,32	66,32
	0,355	1,49	20,96	19,89	46,43
	0,250	2,00	29,32	27,83	18,60
	0,180	2,47	15,84	15,03	3,57
	0,125	3,00	2,77	2,63	0,94
	0,090	3,47	0,16	0,15	0,79
	0,075	3,74	0,00	0,00	0,79
	0,063	3,99	0,00	0,00	0,79
	< 0,063	> 3,99	0,83	0,79	0,00

Size Classes (DGF-Bulletin 1 1988)

		Weight %
Silt and clay	(< 0,063 mm):	0,79
Sand, fine	(0,063 mm - 0,200 mm):	7,08
Sand, medium	(0,2 mm - 0,6 mm):	67,66
Sand, coarse	(0,6 mm - 2 mm):	24,30
Gravel	(> 2 mm):	0,18
Sum:		100,00

Moments Measures (Folk and Wards)

Percentile Amount in sieve	Percentile Amount passing	d(mm)	Φ
5%	95%	0,99	0,01
16%	84%	0,69	0,53
25%	75%	0,59	0,75
40%	60%	0,45	1,14
Median 50%	50%	0,38	1,39
75%	25%	0,27	1,87
84%	16%	0,24	2,07
90%	10%	0,21	2,25
95%	5%	0,19	2,42

Moments Statistics

Mean	1,33
Sorting	0,75
Skewness	-0,13
Kurtosis	0,89
Uniformity Coefficient	2,16

The analysis is executed according to DS 405.9 extended by sieves to the ½ phi scale

Size Classes and Percentiles are found by linear interpolation

Formulas

Mean (ϕ16%+ϕ84%+ϕ50%) / 3 (Folk and Ward 1957)

Sorting (ϕ84%-ϕ16%) / 4 + (ϕ95%-ϕ5%) / 6,6 (Folk and Ward 1957)

Kurtosis (ϕ95% - ϕ5%) / (2,44 * (ϕ75% - ϕ25%)) (Folk and Ward 1957)

Skewness (ϕ16%+ϕ84% - 2*ϕ50%) / (2*(ϕ84%-ϕ16%)) + (ϕ5%+ϕ95% - 2*ϕ50%) / (2*(ϕ95%-ϕ5%)) (Folk and Ward 1957)

Uniformity Coefficient (d60% / d10%) (dgf-Bulletin 1988)

Mean, sorting, skewness and kurtosis are based on "Amount in sieve". Uniformity coefficient is based on "Amount passing".

Øster Voldgade 10 1350 København K
Tel.: +45 38 14 20 00 Telefax: +45 38 14 20 50
Email: GEUS@geus.dk
www.geus.dk

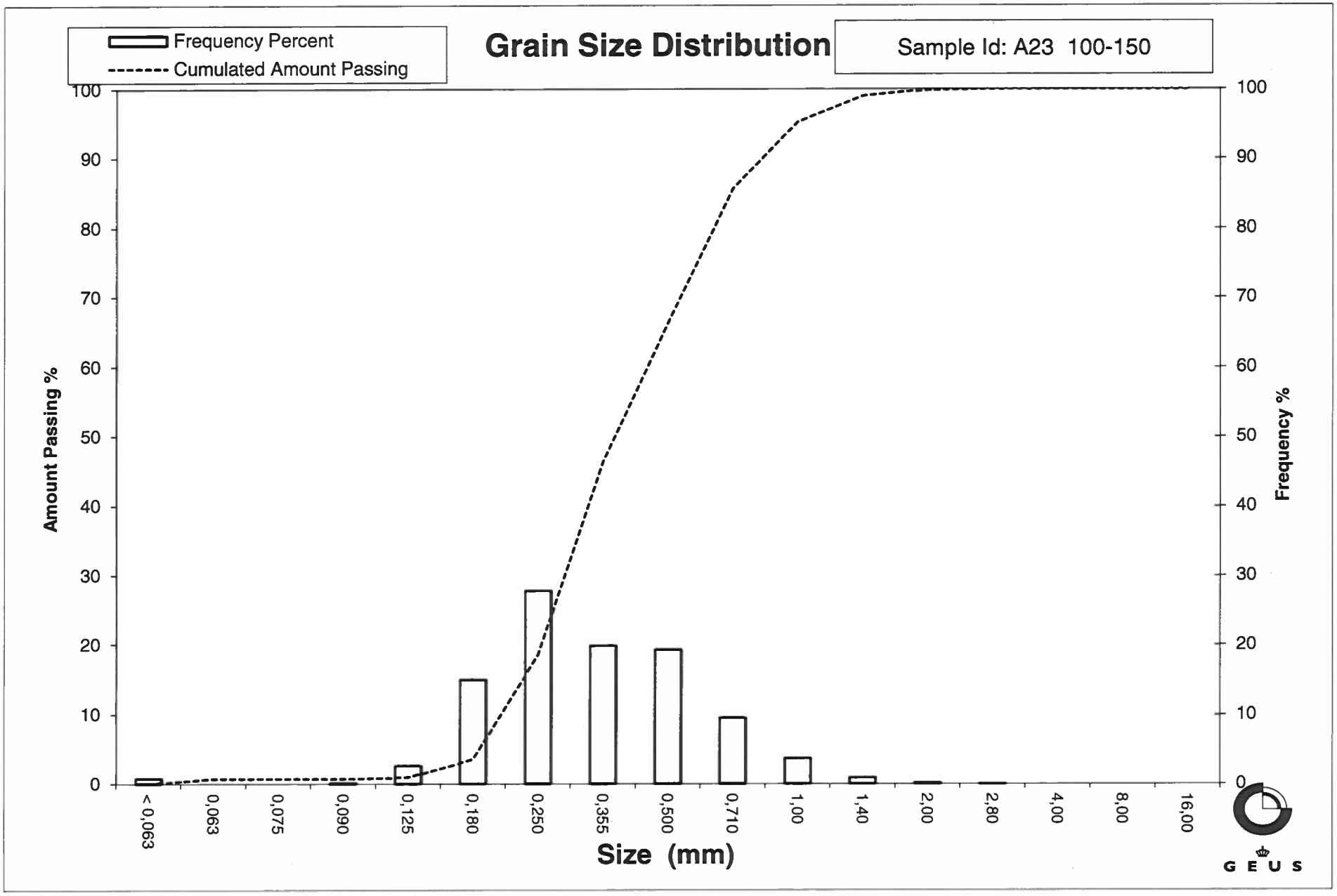
Frequency Percent
Cumulated Amount Passing
Grain Size Distribution
Sample Id: A23 100-150
Amount Passing %
Frequency %
100
90
80
70
60
50
40
30
20
10
0
< 0,063
0,063
0,075
0,090
0,125
0,180
0,250
0,355
0,500
0,710
1,00
1,40
2,00
2,80
4,00
8,00
16,00
Size (mm)
GEUS

Grain Size Distribution
Geotechnical

Sample Id: A23 150-200
Lab. Id: 220484
Projekt Energistyrelsen
Subject: A23
Date: 13-06-2022
Executed: PS/CRL
Remarks: > 4mm består af skaller

GEUS

Total Weight 105,76 g

Size Fractions

Sieve Analysis

	Size mm	Size Φ	Weight g	Weight %	Cumulated amount passing %
Gravel	16,00	-4,00	0,00	0,00	100,00
	8,00	-3,00	0,00	0,00	100,00
	4,00	-2,00	0,04	0,04	99,96
	2,80	-1,49	0,00	0,00	99,96
	2,00	-1,00	0,00	0,00	99,96
Sand	1,40	-0,49	0,04	0,04	99,92
	1,00	0,00	0,73	0,69	99,23
	0,710	0,49	3,32	3,14	96,09
	0,500	1,00	9,02	8,53	87,57
	0,355	1,49	17,95	16,97	70,59
	0,250	2,00	35,13	33,22	37,38
	0,180	2,47	32,72	30,94	6,44
	0,125	3,00	5,32	5,03	1,41
	0,090	3,47	0,28	0,26	1,14
	0,075	3,74	0,07	0,07	1,08
	0,063	3,99	0,06	0,06	1,02
	< 0,063	> 3,99	1,08	1,02	0,00

Size Classes (DGF-Bulletin 1 1988)

		Weight %
Silt and clay	(< 0,063 mm):	1,02
Sand, fine	(0,063 mm - 0,200 mm):	14,26
Sand, medium	(0,2 mm - 0,6 mm):	76,35
Sand, coarse	(0,6 mm - 2 mm):	8,33
Gravel	(> 2 mm):	0,04
Sum:		100,00

Moments Measures (Folk and Wards)

Percentile Amount in sieve	Percentile Amount passing	d(mm)	Φ
5%	95%	0,68	0,55
16%	84%	0,47	1,09
25%	75%	0,39	1,35
40%	60%	0,32	1,64
Median 50%	50%	0,29	1,79
75%	25%	0,22	2,17
84%	16%	0,20	2,31
90%	10%	0,19	2,41
95%	5%	0,16	2,61

Moments Statistics

Mean	1,73
Sorting	0,62
Skewness	-0,17
Kurtosis	1,02
Uniformity Coefficient	1,71

The analysis is executed according to DS 405.9 extended by sieves to the ½ phi scale

Size Classes and Percentiles are found by linear interpolation

Formulas

Mean (ϕ16%+ϕ84%+ϕ50%) / 3 (Folk and Ward 1957)

Sorting (ϕ84%-ϕ16%) / 4 + (ϕ95%-ϕ5%) / 6,6 (Folk and Ward 1957)

Kurtosis (ϕ95% - ϕ5%) / (2,44 * (ϕ75% - ϕ25%)) (Folk and Ward 1957)

Skewness (ϕ16%+ϕ84% - 2*ϕ50%) / (2*(ϕ84%-ϕ16%)) + (ϕ5%+ϕ95% - 2*ϕ50%) / (2*(ϕ95%-ϕ5%)) (Folk and Ward 1957)

Uniformity Coefficient (d60% / d10%) (dgf-Bulletin 1988)

Mean, sorting, skewness and kurtosis are based on "Amount in sieve". Uniformity coefficient is based on "Amount passing".

Øster Voldgade 10 1350 København K
Tel.: +45 38 14 20 00 Telefax: +45 38 14 20 50
Email: GEUS@geus.dk
www.geus.dk

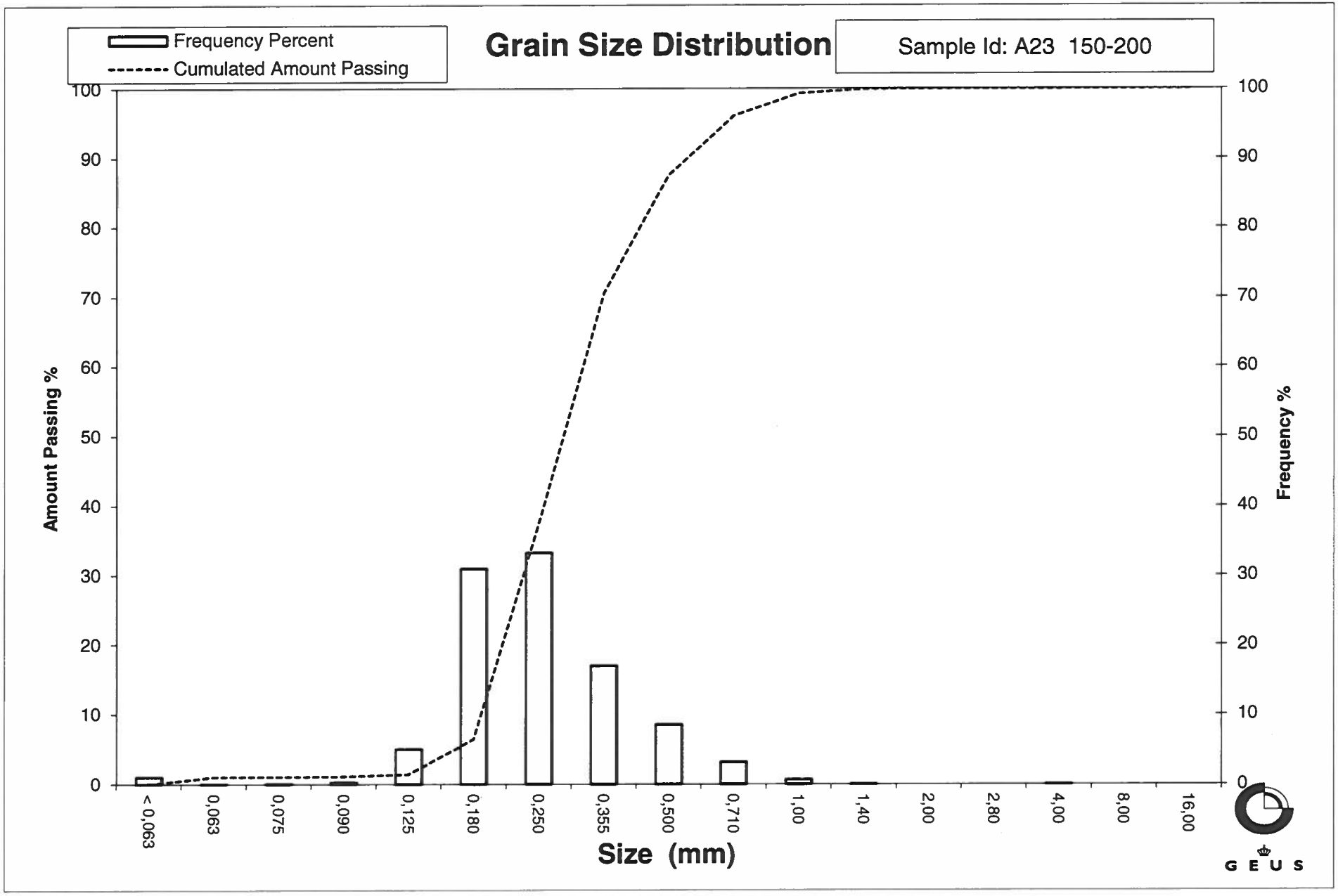
Grain Size Distribution
Sample Id: A23 150-200
Frequency Percent
Cumulated Amount Passing
Amount Passing %
Frequency %
100
90
80
70
60
50
40
30
20
10
0
< 0,063
0,063
0,075
0,090
0,125
0,180
0,250
0,355
0,500
0,710
1,00
1,40
2,00
2,80
4,00
8,00
16,00
Size (mm)
GEUS

Grain Size Distribution
Geotechnical

Sample Id: A23 300-350
Lab. Id: 220485
Projekt Energistyrelsen
Subject: A23
Date: 13-06-2022
Executed: PS/CRL
Remarks:

GEUS

Total Weight 101,82 g

Size Fractions

Sieve Analysis

	Size mm	Size Φ	Weight g	Weight %	Cumulated amount passing %
Gravel	16,00	-4,00	0,00	0,00	100,00
	8,00	-3,00	0,00	0,00	100,00
	4,00	-2,00	0,00	0,00	100,00
	2,80	-1,49	0,00	0,00	100,00
	2,00	-1,00	0,00	0,00	100,00
Sand	1,40	-0,49	0,01	0,01	99,99
	1,00	0,00	0,35	0,34	99,65
	0,710	0,49	1,60	1,57	98,08
	0,500	1,00	3,91	3,84	94,23
	0,355	1,49	10,34	10,16	84,08
	0,250	2,00	30,81	30,26	53,82
	0,180	2,47	42,50	41,74	12,08
	0,125	3,00	10,00	9,82	2,26
	0,090	3,47	0,63	0,62	1,64
	0,075	3,74	0,09	0,09	1,55
	0,063	3,99	0,16	0,16	1,39
	< 0,063	> 3,99	1,42	1,39	0,00

Size Classes (DGF-Bulletin 1 1988)

		Weight %
Silt and clay	(< 0,063 mm):	1,39
Sand, fine	(0,063 mm - 0,200 mm):	22,61
Sand, medium	(0,2 mm - 0,6 mm):	72,06
Sand, coarse	(0,6 mm - 2 mm):	3,94
Gravel	(> 2 mm):	0,00
Sum:		100,00

Moments Measures (Folk and Wards)

Percentile Amount in sieve	Percentile Amount passing	d(mm)	Φ
5%	95%	0,54	0,88
16%	84%	0,35	1,50
25%	75%	0,32	1,63
40%	60%	0,27	1,88
Median 50%	50%	0,24	2,04
75%	25%	0,20	2,31
84%	16%	0,19	2,42
90%	10%	0,17	2,57
95%	5%	0,14	2,83

Moments Statistics

Mean	1,98
Sorting	0,53
Skewness	-0,18
Kurtosis	1,17
Uniformity Coefficient	1,61

The analysis is executed according to DS 405.9 extended by sieves to the ½ phi scale

Size Classes and Percentiles are found by linear interpolation

Formulas

Mean (ϕ16%+ϕ84%+ϕ50%) / 3 (Folk and Ward 1957)

Sorting (ϕ84%-ϕ16%) / 4 + (ϕ95%-ϕ5%) / 6,6 (Folk and Ward 1957)

Kurtosis (ϕ95% - ϕ5%) / (2,44 * (ϕ75% - ϕ25%)) (Folk and Ward 1957)

Skewness (ϕ16%+ϕ84% - 2*ϕ50%) / (2*(ϕ84%-ϕ16%)) + (ϕ5%+ϕ95% - 2*ϕ50%) / (2*(ϕ95%-ϕ5%)) (Folk and Ward 1957)

Uniformity Coefficient (d60% / d10%) (dgf-Bulletin 1988)

Mean, sorting, skewness and kurtosis are based on "Amount in sieve". Uniformity coefficient is based on "Amount passing".

Øster Voldgade 10 1350 København K
Tel.: +45 38 14 20 00 Telefax: +45 38 14 20 50
Email: GEUS@geus.dk
www.geus.dk

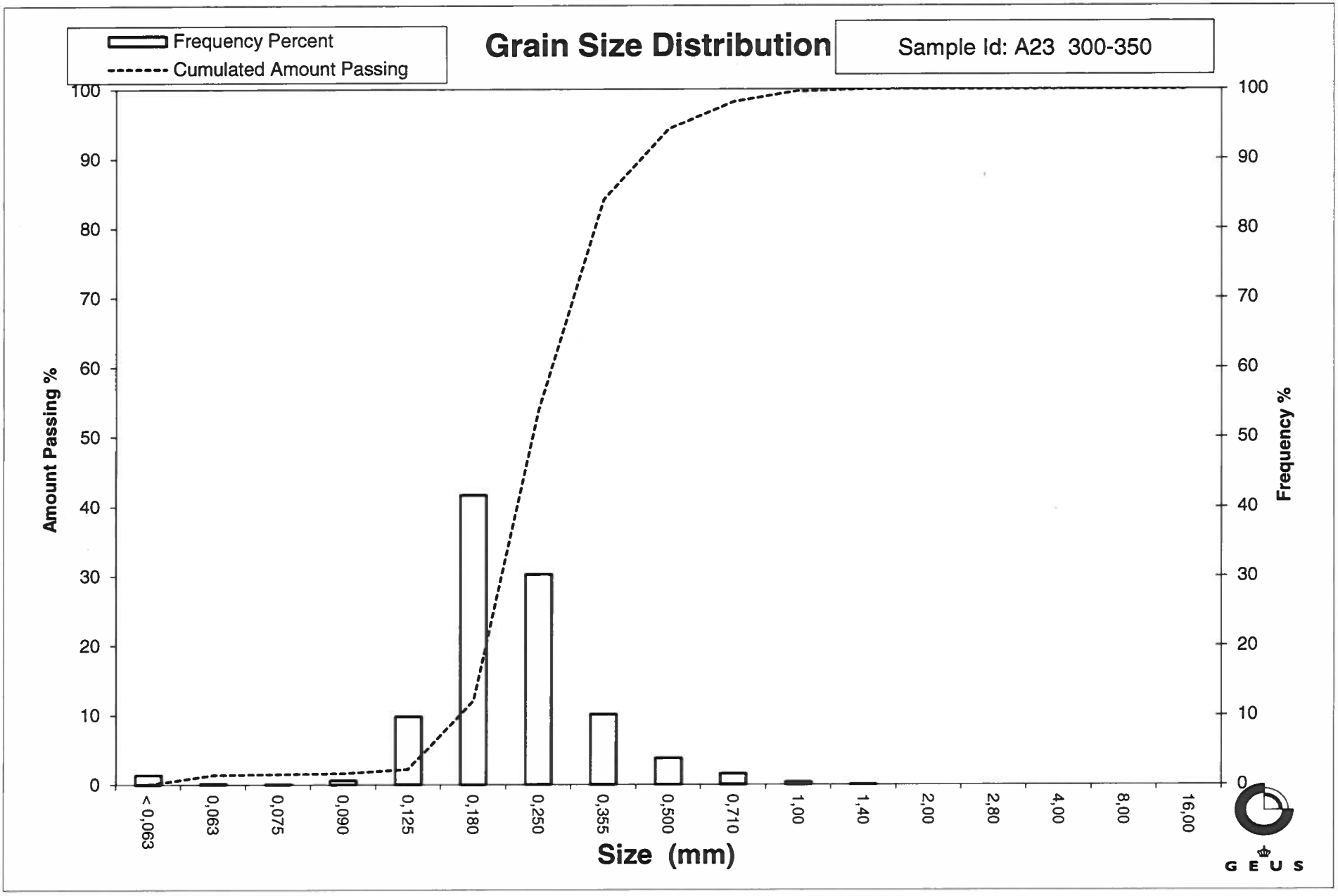
Frequency Percent
Cumulated Amount Passing
Grain Size Distribution
Sample Id: A23 300-350
Amount Passing %
Frequency %
100
90
80
70
60
50
40
30
20
10
0
< 0,063
0,063
0,075
0,090
0,125
0,180
0,250
0,355
0,500
0,710
1,00
1,40
2,00
2,80
4,00
8,00
16,00
Size (mm)
GEUS

Grain Size Distribution
Geotechnical

Sample Id: A25 0-50
Lab. Id: 220429
Projekt Energistyrelsen
Subject: A25
Date: 13-06-2022
Executed: PS/CRL
Remarks:

GEUS

Total Weight 96,13 g

Size Fractions

Sieve Analysis

	Size mm	Size Φ	Weight g	Weight %	Cumulated amount passing %
Gravel	16,00	-4,00	0,00	0,00	100,00
	8,00	-3,00	0,00	0,00	100,00
	4,00	-2,00	0,00	0,00	100,00
	2,80	-1,49	0,07	0,07	99,93
	2,00	-1,00	0,56	0,58	99,34
Sand	1,40	-0,49	1,91	1,99	97,36
	1,00	0,00	5,50	5,72	91,64
	0,710	0,49	10,12	10,53	81,11
	0,500	1,00	23,20	24,13	56,97
	0,355	1,49	27,15	28,24	28,73
	0,250	2,00	20,73	21,56	7,17
	0,180	2,47	5,31	5,52	1,64
	0,125	3,00	0,92	0,96	0,69
	0,090	3,47	0,10	0,10	0,58
	0,075	3,74	0,01	0,01	0,57
	0,063	3,99	0,00	0,00	0,57
	< 0,063	> 3,99	0,55	0,57	0,00

Size Classes (DGF-Bulletin 1 1988)

		Weight %
Silt and clay	(< 0,063 mm):	0,57
Sand, fine	(0,063 mm - 0,200 mm):	2,65
Sand, medium	(0,2 mm - 0,6 mm):	65,25
Sand, coarse	(0,6 mm - 2 mm):	30,88
Gravel	(> 2 mm):	0,66
Sum:		100,00

Moments Measures (Folk and Wards)

Percentile Amount in sieve	Percentile Amount passing	d(mm)	Φ
5%	95%	1,24	-0,30
16%	84%	0,79	0,34
25%	75%	0,66	0,61
40%	60%	0,53	0,93
Median 50%	50%	0,46	1,11
75%	25%	0,34	1,57
84%	16%	0,29	1,77
90%	10%	0,26	1,92
95%	5%	0,22	2,17

Moments Statistics

Mean	1,07
Sorting	0,73
Skewness	-0,11
Kurtosis	1,05
Uniformity Coefficient	2,00

The analysis is executed according to DS 405.9 extended by sieves to the ½ phi scale

Size Classes and Percentiles are found by linear interpolation

Formulas

Mean (ϕ16%+ϕ84%+ϕ50%) / 3 (Folk and Ward 1957)

Sorting (ϕ84%-ϕ16%) / 4 + (ϕ95%-ϕ5%) / 6,6 (Folk and Ward 1957)

Kurtosis (ϕ95% - ϕ5%) / (2,44 * (ϕ75% - ϕ25%)) (Folk and Ward 1957)

Skewness (ϕ16%+ϕ84% - 2*ϕ50%) / (2*(ϕ84%-ϕ16%)) + (ϕ5%+ϕ95% - 2*ϕ50%) / (2*(ϕ95%-ϕ5%)) (Folk and Ward 1957)

Uniformity Coefficient (d60% / d10%) (dgf-Bulletin 1988)

Mean, sorting, skewness and kurtosis are based on "Amount in sieve". Uniformity coefficient is based on "Amount passing".

Øster Voldgade 10 1350 København K
Tel.: +45 38 14 20 00 Telefax: +45 38 14 20 50
Email: GEUS@geus.dk
www.geus.dk

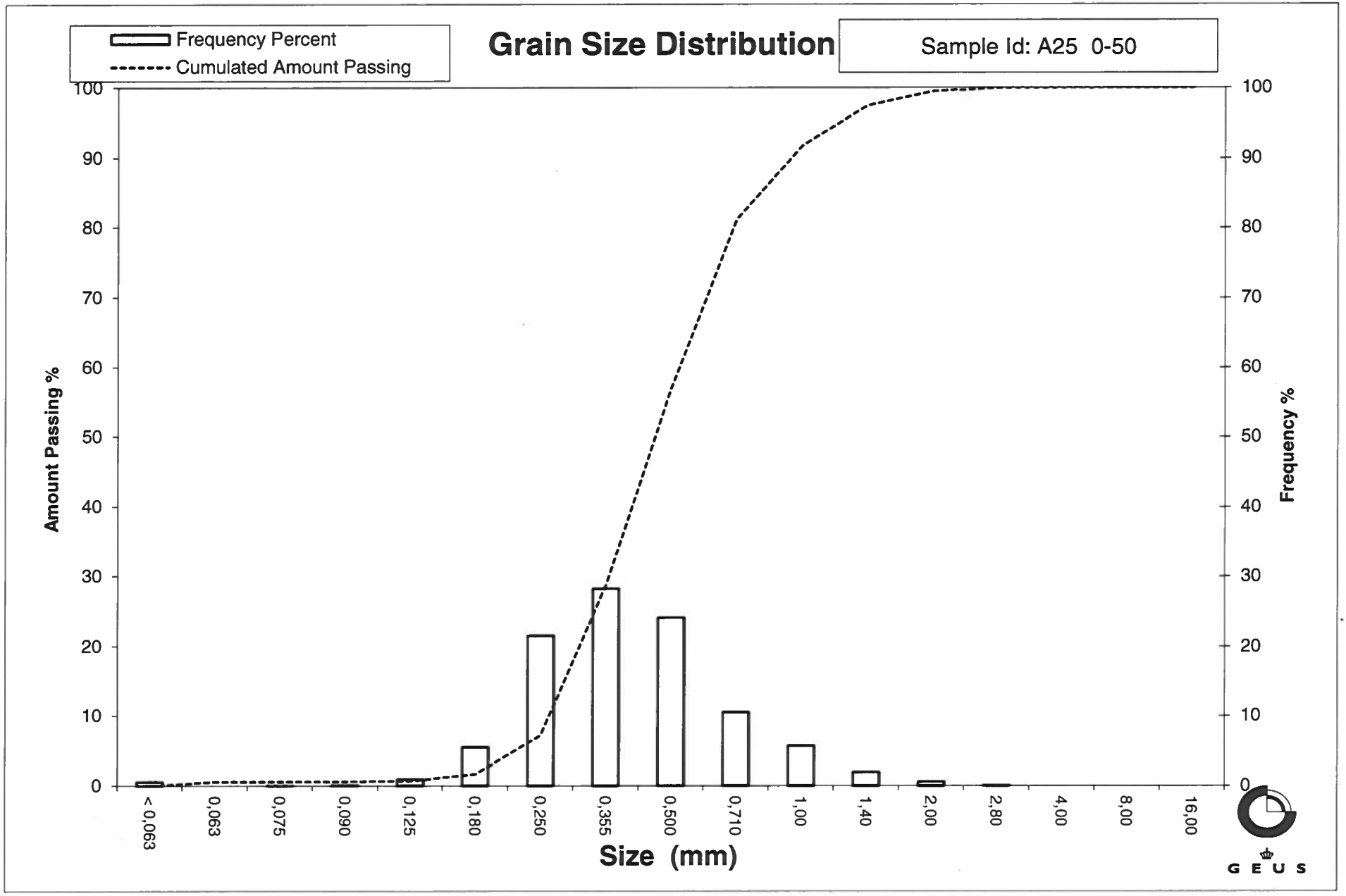
Frequency Percent
Cumulated Amount Passing
Grain Size Distribution
Sample Id: A25 0-50
Amount Passing %
Frequency %
100
90
80
70
60
50
40
30
20
10
0
< 0,063
0,063
0,075
0,090
0,125
0,180
0,250
0,355
0,500
0,710
1,00
1,40
2,00
2,80
4,00
8,00
16,00
Size (mm)
GEUS

Grain Size Distribution
Geotechnical

Sample Id: A25 50-100
Lab. Id: 220430
Projekt Energistyrelsen
Subject: A25
Date: 13-06-2022
Executed: PS/CRL
Remarks: >4 mm heraf 2,6g skaller

GEUS

Total Weight 110,36 g

Size Fractions

Sieve Analysis

	Size	Size	Weight	Weight	Cumulated amount passing
	mm	Φ	g	%	%
Gravel	16,00	-4,00	0,00	0,00	100,00
	8,00	-3,00	2,44	2,21	97,79
	4,00	-2,00	0,30	0,27	97,52
	2,80	-1,49	1,28	1,16	96,36
	2,00	-1,00	2,01	1,82	94,54
Sand	1,40	-0,49	2,84	2,57	91,96
	1,00	0,00	6,74	6,11	85,86
	0,710	0,49	10,04	9,10	76,76
	0,500	1,00	18,80	17,04	59,72
	0,355	1,49	29,48	26,71	33,01
	0,250	2,00	26,04	23,60	9,41
	0,180	2,47	7,78	7,05	2,36
	0,125	3,00	1,43	1,30	1,07
	0,090	3,47	0,16	0,14	0,92
	0,075	3,74	0,01	0,01	0,92
	0,063	3,99	0,01	0,01	0,91
	< 0,063	> 3,99	1,00	0,91	0,00

Size Classes (DGF-Bulletin 1 1988)

		Weight %
Silt and clay	(< 0,063 mm):	0,91
Sand, fine	(0,063 mm - 0,200 mm):	3,47
Sand, medium	(0,2 mm - 0,6 mm):	63,46
Sand, coarse	(0,6 mm - 2 mm):	26,70
Gravel	(> 2 mm):	5,46
Sum:		100,00

Moments Measures (Folk and Wards)

Percentile Amount in sieve	Percentile Amount passing	d(mm)	Φ
5%	95%	2,20	-1,14
16%	84%	0,94	0,09
25%	75%	0,69	0,54
40%	60%	0,50	0,99
Median 50%	50%	0,45	1,16
75%	25%	0,32	1,65
84%	16%	0,28	1,84
90%	10%	0,25	1,99
95%	5%	0,21	2,28

Moments Statistics

Mean	1,03
Sorting	0,96
Skewness	-0,29
Kurtosis	1,26
Uniformity Coefficient	1,99

The analysis is executed according to DS 405.9 extended by sieves to the ½ phi scale

Size Classes and Percentiles are found by linear interpolation

Formulas

Mean (ϕ16%+ϕ84%+ϕ50%) / 3 (Folk and Ward 1957)

Sorting (ϕ84%-ϕ16%) / 4 + (ϕ95%-ϕ5%) / 6,6 (Folk and Ward 1957)

Kurtosis (ϕ95% - ϕ5%) / (2,44 * (ϕ75% - ϕ25%)) (Folk and Ward 1957)

Skewness (ϕ16%+ϕ84% - 2*ϕ50%) / (2*(ϕ84%-ϕ16%)) + (ϕ5%+ϕ95% - 2*ϕ50%) / (2*(ϕ95%-ϕ5%)) (Folk and Ward 1957)

Uniformity Coefficient (d60% / d10%) (dgf-Bulletin 1988)

Mean, sorting, skewness and kurtosis are based on "Amount in sieve". Uniformity coefficient is based on "Amount passing".

Øster Voldgade 10 1350 København K
Tel.: +45 38 14 20 00 Telefax: +45 38 14 20 50
Email: GEUS@geus.dk
www.geus.dk

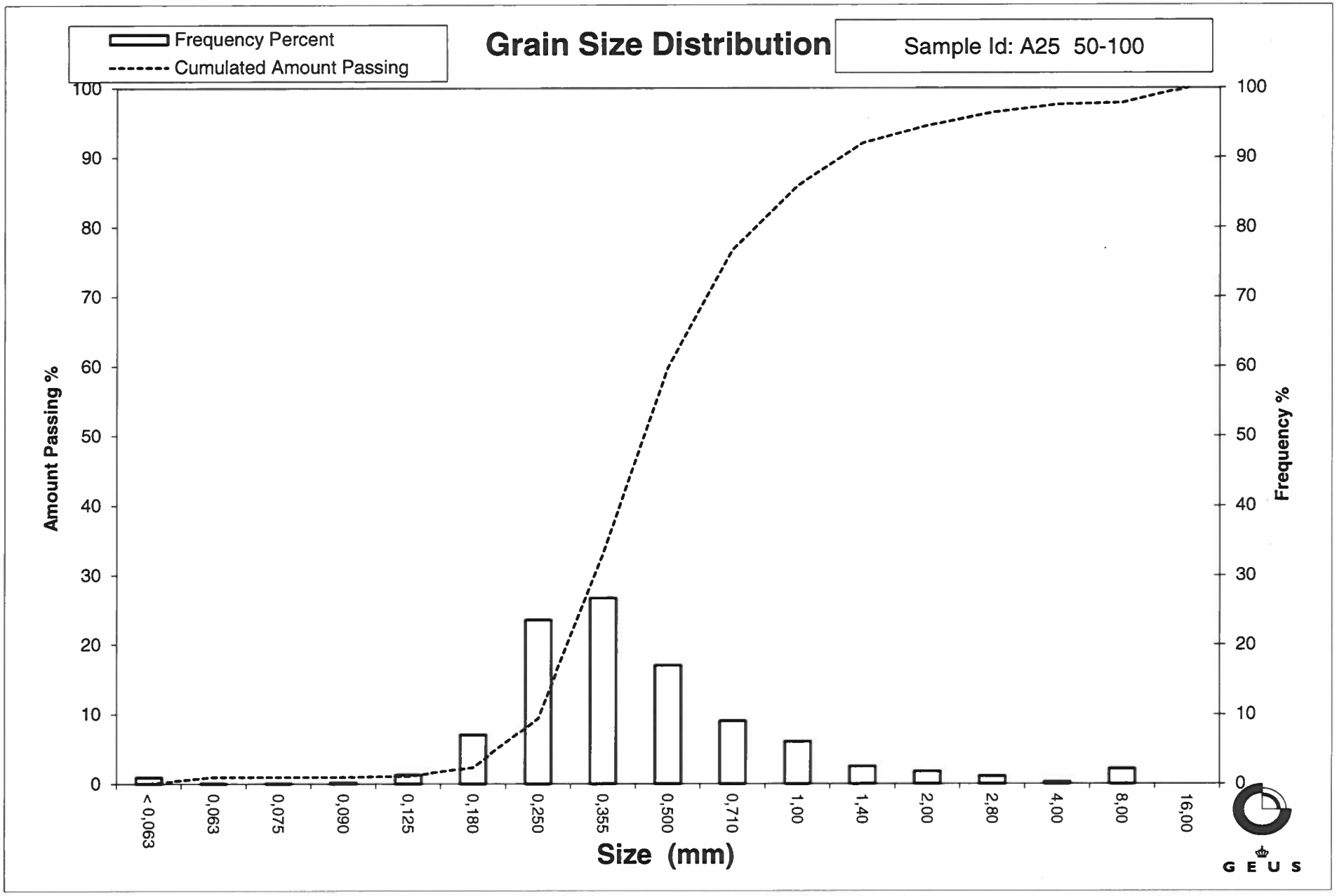
Frequency Percent
Cumulated Amount Passing
Grain Size Distribution
Sample Id: A25 50-100
Amount Passing %
Frequency %
Size (mm)
< 0,063
0,063
0,075
0,090
0,125
0,180
0,250
0,355
0,500
0,710
1,00
1,40
2,00
2,80
4,00
8,00
16,00
GEUS

Grain Size Distribution
Geotechnical

Sample Id: A25 100-150
Lab. Id: 220431
Projekt Energistyrelsen
Subject: A25
Date: 13-06-2022
Executed: PS/CRL
Remarks: >4 mm heraf 0,4g skaller

GEUS

Total Weight 99,69 g

Size Fractions

Sieve Analysis

	Size mm	Size Φ	Weight g	Weight %	Cumulated amount passing %
Gravel	16,00	-4,00	0,00	0,00	100,00
	8,00	-3,00	0,33	0,33	99,67
	4,00	-2,00	0,62	0,62	99,05
	2,80	-1,49	2,05	2,06	96,99
	2,00	-1,00	2,04	2,05	94,94
Sand	1,40	-0,49	2,92	2,93	92,02
	1,00	0,00	5,66	5,68	86,34
	0,710	0,49	12,28	12,32	74,02
	0,500	1,00	22,92	22,99	51,03
	0,355	1,49	26,35	26,43	24,60
	0,250	2,00	17,30	17,35	7,24
	0,180	2,47	5,08	5,10	2,15
	0,125	3,00	0,76	0,76	1,38
	0,090	3,47	0,06	0,06	1,32
	0,075	3,74	0,00	0,00	1,32
	0,063	3,99	0,00	0,00	1,32
	< 0,063	> 3,99	1,32	1,32	0,00

Size Classes (DGF-Bulletin 1 1988)

		Weight %
Silt and clay	(< 0,063 mm):	1,32
Sand, fine	(0,063 mm - 0,200 mm):	2,28
Sand, medium	(0,2 mm - 0,6 mm):	58,37
Sand, coarse	(0,6 mm - 2 mm):	32,97
Gravel	(> 2 mm):	5,06
Sum:		100,00

Moments Measures (Folk and Wards)

Percentile Amount in sieve	Percentile Amount passing	d(mm)	Φ
5%	95%	2,02	-1,02
16%	84%	0,94	0,08
25%	75%	0,73	0,45
40%	60%	0,58	0,78
Median 50%	50%	0,49	1,02
75%	25%	0,36	1,49
84%	16%	0,30	1,72
90%	10%	0,27	1,91
95%	5%	0,22	2,19

Moments Statistics

Mean	0,94
Sorting	0,90
Skewness	-0,20
Kurtosis	1,27
Uniformity Coefficient	2,18

The analysis is executed according to DS 405.9 extended by sieves to the ½ phi scale

Size Classes and Percentiles are found by linear interpolation

Formulas

Mean (ϕ16%+ϕ84%+ϕ50%) / 3 (Folk and Ward 1957)

Sorting (ϕ84%-ϕ16%) / 4 + (ϕ95%-ϕ5%) / 6,6 (Folk and Ward 1957)

Kurtosis (ϕ95% - ϕ5%) / (2,44 * (ϕ75% - ϕ25%)) (Folk and Ward 1957)

Skewness (ϕ16%+ϕ84% - 2*ϕ50%) / (2*(ϕ84%-ϕ16%)) + (ϕ5%+ϕ95% - 2*ϕ50%) / (2*(ϕ95%-ϕ5%)) (Folk and Ward 1957)

Uniformity Coefficient (d60% / d10%) (dgf-Bulletin 1988)

Mean, sorting, skewness and kurtosis are based on "Amount in sieve". Uniformity coefficient is based on "Amount passing".

Øster Voldgade 10 1350 København K
Tel.: +45 38 14 20 00 Telefax: +45 38 14 20 50
Email: GEUS@geus.dk
www.geus.dk

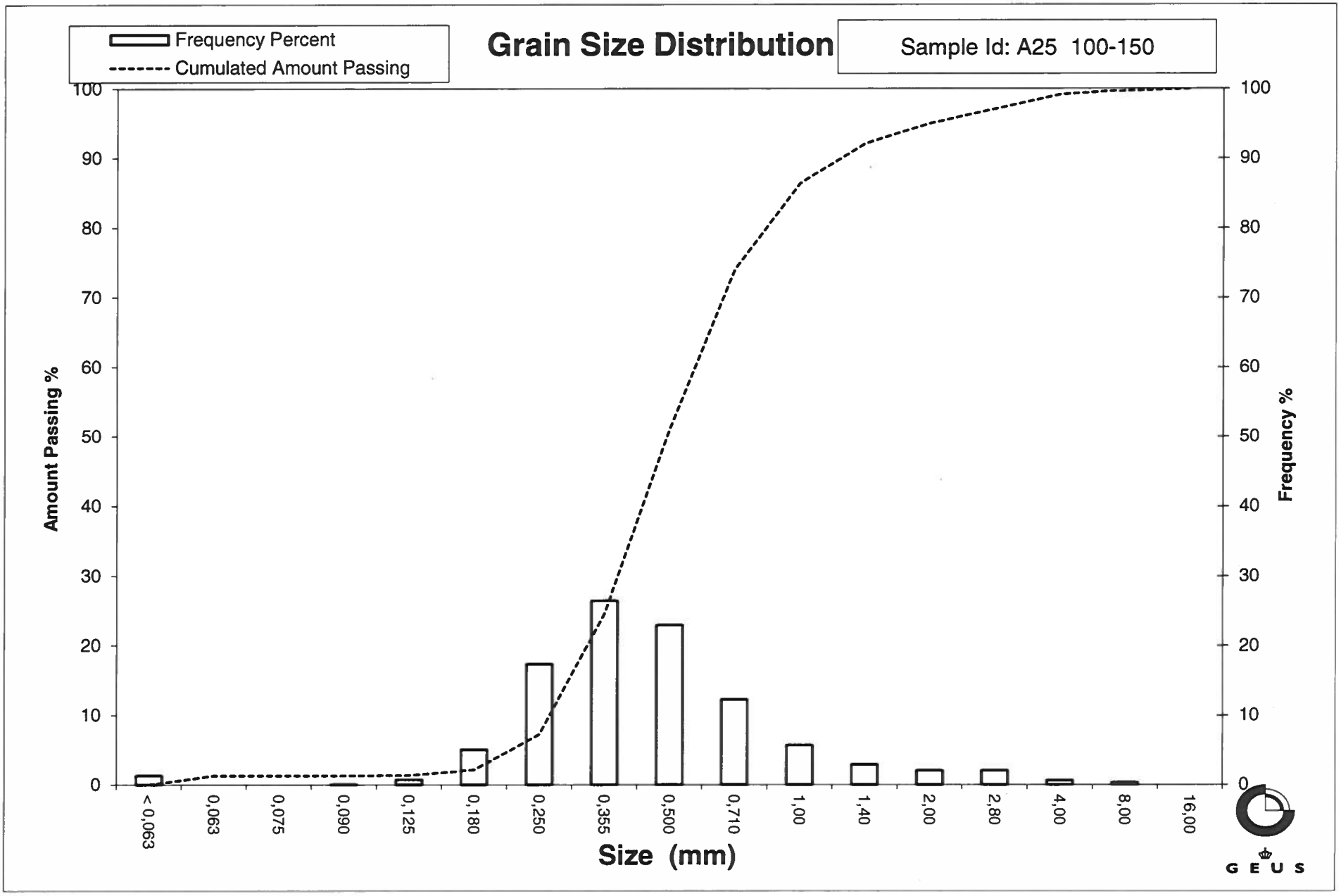
Frequency Percent
Cumulated Amount Passing
Grain Size Distribution
Sample Id: A25 100-150
Amount Passing %
Frequency %
100
90
80
70
60
50
40
30
20
10
0
< 0,063
0,063
0,075
0,090
0,125
0,180
0,250
0,355
0,500
0,710
1,00
1,40
2,00
2,80
4,00
8,00
16,00
Size (mm)
GEUS

Grain Size Distribution
Geotechnical

Sample Id: A25 150-200
Lab. Id: 220432
Projekt Energistyrelsen
Subject: A25
Date: 13-06-2022
Executed: PS/CRL
Remarks:

GEUS

Total Weight 105,28 g

Size Fractions

Sieve Analysis

	Size mm	Size Φ	Weight g	Weight %	Cumulated amount passing %
Gravel	16,00	-4,00	0,00	0,00	100,00
	8,00	-3,00	0,00	0,00	100,00
	4,00	-2,00	0,31	0,29	99,71
	2,80	-1,49	1,00	0,95	98,76
	2,00	-1,00	2,34	2,22	96,53
Sand	1,40	-0,49	4,95	4,70	91,83
	1,00	0,00	7,47	7,10	84,74
	0,710	0,49	13,48	12,80	71,93
	0,500	1,00	24,26	23,04	48,89
	0,355	1,49	25,45	24,17	24,72
	0,250	2,00	17,16	16,30	8,42
	0,180	2,47	7,19	6,83	1,59
	0,125	3,00	0,76	0,72	0,86
	0,090	3,47	0,12	0,11	0,75
	0,075	3,74	0,01	0,01	0,74
	0,063	3,99	0,00	0,00	0,74
	< 0,063	> 3,99	0,78	0,74	0,00

Size Classes (DGF-Bulletin 1 1988)

		Weight %
Silt and clay	(< 0,063 mm):	0,74
Sand, fine	(0,063 mm - 0,200 mm):	2,80
Sand, medium	(0,2 mm - 0,6 mm):	56,32
Sand, coarse	(0,6 mm - 2 mm):	36,67
Gravel	(> 2 mm):	3,47
Sum:		100,00

Moments Measures (Folk and Wards)

Percentile Amount in sieve	Percentile Amount passing	d(mm)	Φ
5%	95%	1,80	-0,85
16%	84%	0,98	0,02
25%	75%	0,78	0,36
40%	60%	0,60	0,73
Median 50%	50%	0,51	0,97
75%	25%	0,36	1,49
84%	16%	0,30	1,74
90%	10%	0,26	1,94
95%	5%	0,21	2,22

Moments Statistics

Mean	0,91
Sorting	0,89
Skewness	-0,14
Kurtosis	1,12
Uniformity Coefficient	2,31

The analysis is executed according to DS 405.9 extended by sieves to the ½ phi scale

Size Classes and Percentiles are found by linear interpolation

Formulas

Mean (ϕ16%+ϕ84%+ϕ50%) / 3 (Folk and Ward 1957)

Sorting (ϕ84%-ϕ16%) / 4 + (ϕ95%-ϕ5%) / 6,6 (Folk and Ward 1957)

Kurtosis (ϕ95% - ϕ5%) / (2,44 * (ϕ75% - ϕ25%)) (Folk and Ward 1957)

Skewness (ϕ16%+ϕ84% - 2*ϕ50%) / (2*(ϕ84%-ϕ16%)) + (ϕ5%+ϕ95% - 2*ϕ50%) / (2*(ϕ95%-ϕ5%)) (Folk and Ward 1957)

Uniformity Coefficient (d60% / d10%) (dgf-Bulletin 1988)

Mean, sorting, skewness and kurtosis are based on "Amount in sieve". Uniformity coefficient is based on "Amount passing".

Øster Voldgade 10 1350 København K
Tel.: +45 38 14 20 00 Telefax: +45 38 14 20 50
Email: GEUS@geus.dk
www.geus.dk

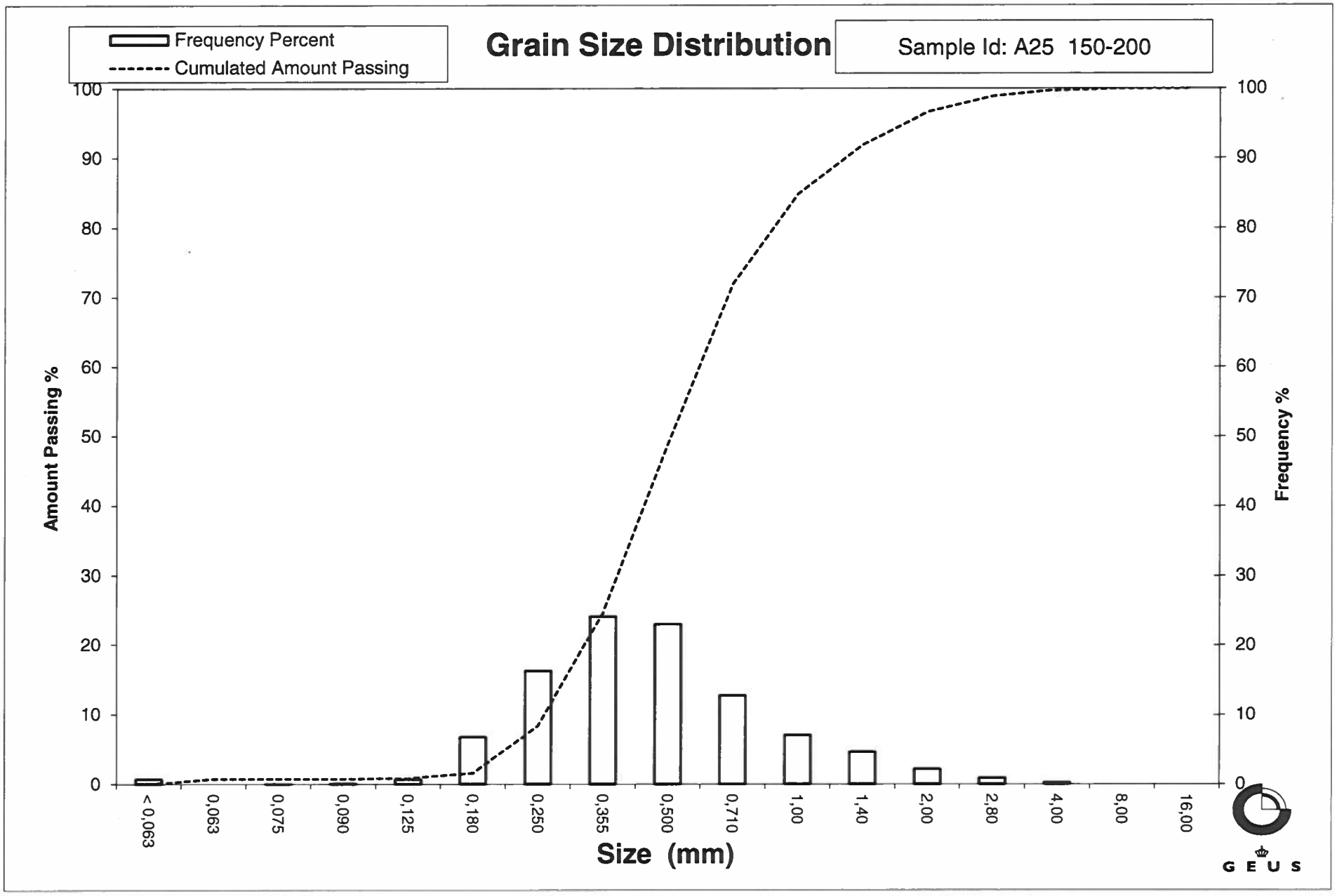
Frequency Percent
Cumulated Amount Passing
Grain Size Distribution
Sample Id: A25 150-200
Amount Passing %
Frequency %
100
90
80
70
60
50
40
30
20
10
0
< 0,063
0,063
0,075
0,090
0,125
0,180
0,250
0,355
0,500
0,710
1,00
1,40
2,00
2,80
4,00
8,00
16,00
Size (mm)
GEUS

Grain Size Distribution
Geotechnical

Sample Id: A25 200-250
Lab. Id: 220433
Projekt Energistyrelsen
Subject: A25
Date: 13-06-2022
Executed: PS/CRL
Remarks:

GEUS

Total Weight 109,65 g

Size Fractions

Sieve Analysis

	Size	Size	Weight	Weight	Cumulated amount passing
	mm	Φ	g	%	%
Gravel	16,00	-4,00	0,00	0,00	100,00
	8,00	-3,00	0,00	0,00	100,00
	4,00	-2,00	0,00	0,00	100,00
	2,80	-1,49	0,42	0,38	99,62
	2,00	-1,00	1,34	1,22	98,39
Sand	1,40	-0,49	3,80	3,47	94,93
	1,00	0,00	7,39	6,74	88,19
	0,710	0,49	12,91	11,78	76,41
	0,500	1,00	23,82	21,72	54,69
	0,355	1,49	28,90	26,36	28,33
	0,250	2,00	21,11	19,25	9,08
	0,180	2,47	8,36	7,62	1,46
	0,125	3,00	0,61	0,56	0,90
	0,090	3,47	0,05	0,05	0,85
	0,075	3,74	0,00	0,00	0,85
	0,063	3,99	0,02	0,02	0,84
	< 0,063	> 3,99	0,92	0,84	0,00

Size Classes (DGF-Bulletin 1 1988)

		Weight %
Silt and clay	(< 0,063 mm):	0,84
Sand, fine	(0,063 mm - 0,200 mm):	2,80
Sand, medium	(0,2 mm - 0,6 mm):	61,40
Sand, coarse	(0,6 mm - 2 mm):	33,36
Gravel	(> 2 mm):	1,61
Sum:		100,00

Moments Measures (Folk and Wards)

Percentile Amount in sieve	Percentile Amount passing	d(mm)	Φ
5%	95%	1,41	-0,50
16%	84%	0,90	0,16
25%	75%	0,70	0,52
40%	60%	0,55	0,86
Median 50%	50%	0,47	1,08
75%	25%	0,34	1,57
84%	16%	0,29	1,80
90%	10%	0,26	1,97
95%	5%	0,21	2,23

Moments Statistics

Mean	1,01
Sorting	0,82
Skewness	-0,14
Kurtosis	1,07
Uniformity Coefficient	2,16

The analysis is executed according to DS 405.9 extended by sieves to the ½ phi scale

Size Classes and Percentiles are found by linear interpolation

Formulas

Mean (ϕ16%+ϕ84%+ϕ50%) / 3 (Folk and Ward 1957)

Sorting (ϕ84%-ϕ16%) / 4 + (ϕ95%-ϕ5%) / 6,6 (Folk and Ward 1957)

Kurtosis (ϕ95% - ϕ5%) / (2,44 * (ϕ75% - ϕ25%)) (Folk and Ward 1957)

Skewness (ϕ16%+ϕ84% - 2*ϕ50%) / (2*(ϕ84%-ϕ16%)) + (ϕ5%+ϕ95% - 2*ϕ50%) / (2*(ϕ95%-ϕ5%)) (Folk and Ward 1957)

Uniformity Coefficient (d60% / d10%) (dgf-Bulletin 1988)

Mean, sorting, skewness and kurtosis are based on "Amount in sieve". Uniformity coefficient is based on "Amount passing".

Øster Voldgade 10 1350 København K
Tel.: +45 38 14 20 00 Telefax: +45 38 14 20 50
Email: GEUS@geus.dk
www.geus.dk

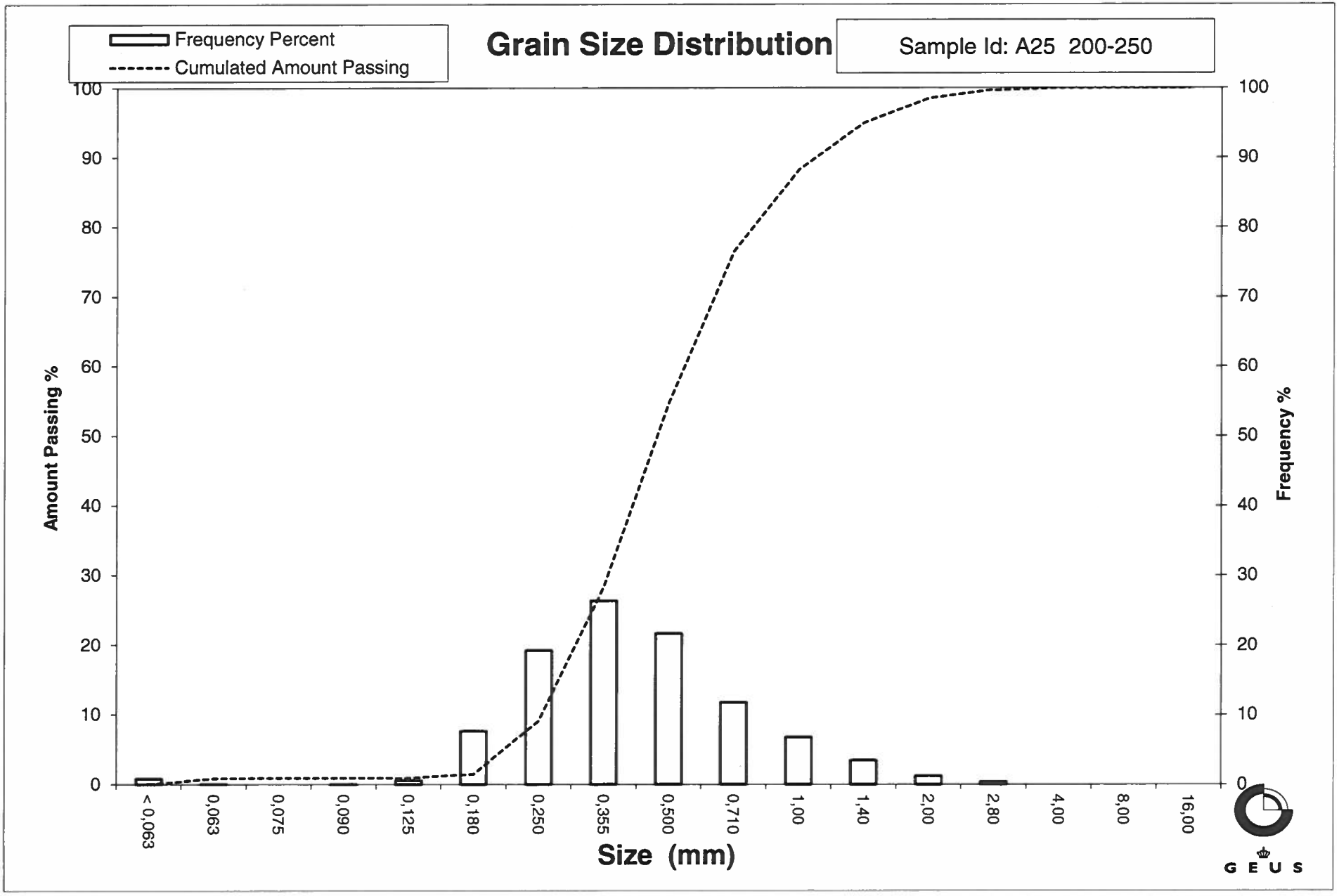
Frequency Percent
Cumulated Amount Passing
Grain Size Distribution
Sample Id: A25 200-250
Amount Passing %
Frequency %
100
90
80
70
60
50
40
30
20
10
0
< 0,063
0,063
0,075
0,090
0,125
0,180
0,250
0,355
0,500
0,710
1,00
1,40
2,00
2,80
4,00
8,00
16,00
Size (mm)
GEUS

Grain Size Distribution
Geotechnical

Sample Id: A25 250-300
Lab. Id: 220434
Projekt Energistyrelsen
Subject: A25
Date: 13-06-2022
Executed: PS/CRL
Remarks: >4mm heraf 0,1g skaller

GEUS

Total Weight 105,3 g

Size Fractions

Sieve Analysis

	Size	Size	Weight	Weight	Cumulated amount passing
	mm	Φ	g	%	%
Gravel	16,00	-4,00	0,00	0,00	100,00
	8,00	-3,00	0,00	0,00	100,00
	4,00	-2,00	0,14	0,13	99,87
	2,80	-1,49	0,18	0,17	99,70
	2,00	-1,00	1,06	1,01	98,69
Sand	1,40	-0,49	2,66	2,53	96,16
	1,00	0,00	5,88	5,58	90,58
	0,710	0,49	11,81	11,22	79,36
	0,500	1,00	22,01	20,90	58,46
	0,355	1,49	29,12	27,65	30,81
	0,250	2,00	22,70	21,56	9,25
	0,180	2,47	7,67	7,28	1,97
	0,125	3,00	1,20	1,14	0,83
	0,090	3,47	0,08	0,08	0,75
	0,075	3,74	0,00	0,00	0,75
	0,063	3,99	0,00	0,00	0,75
	< 0,063	> 3,99	0,79	0,75	0,00

Size Classes (DGF-Bulletin 1 1988)

		Weight %
Silt and clay	(< 0,063 mm):	0,75
Sand, fine	(0,063 mm - 0,200 mm):	3,30
Sand, medium	(0,2 mm - 0,6 mm):	64,37
Sand, coarse	(0,6 mm - 2 mm):	30,27
Gravel	(> 2 mm):	1,31
Sum:		100,00

Moments Measures (Folk and Wards)

Percentile Amount in sieve	Percentile Amount passing	d(mm)	Φ
5%	95%	1,32	-0,40
16%	84%	0,83	0,27
25%	75%	0,67	0,59
40%	60%	0,52	0,96
Median 50%	50%	0,46	1,13
75%	25%	0,33	1,61
84%	16%	0,28	1,82
90%	10%	0,25	1,98
95%	5%	0,21	2,26

Moments Statistics

Mean	1,07
Sorting	0,79
Skewness	-0,13
Kurtosis	1,06
Uniformity Coefficient	2,03

The analysis is executed according to DS 405.9 extended by sieves to the ½ phi scale

Size Classes and Percentiles are found by linear interpolation

Formulas

Mean (ϕ16%+ϕ84%+ϕ50%) / 3 (Folk and Ward 1957)

Sorting (ϕ84%-ϕ16%) / 4 + (ϕ95%-ϕ5%) / 6,6 (Folk and Ward 1957)

Kurtosis (ϕ95% - ϕ5%) / (2,44 * (ϕ75% - ϕ25%)) (Folk and Ward 1957)

Skewness (ϕ16%+ϕ84% - 2*ϕ50%) / (2*(ϕ84%-ϕ16%)) + (ϕ5%+ϕ95% - 2*ϕ50%) / (2*(ϕ95%-ϕ5%)) (Folk and Ward 1957)

Uniformity Coefficient (d60% / d10%) (dgf-Bulletin 1988)

Mean, sorting, skewness and kurtosis are based on "Amount in sieve". Uniformity coefficient is based on "Amount passing".

Øster Voldgade 10 1350 København K
Tel.: +45 38 14 20 00 Telefax: +45 38 14 20 50
Email: GEUS@geus.dk
www.geus.dk

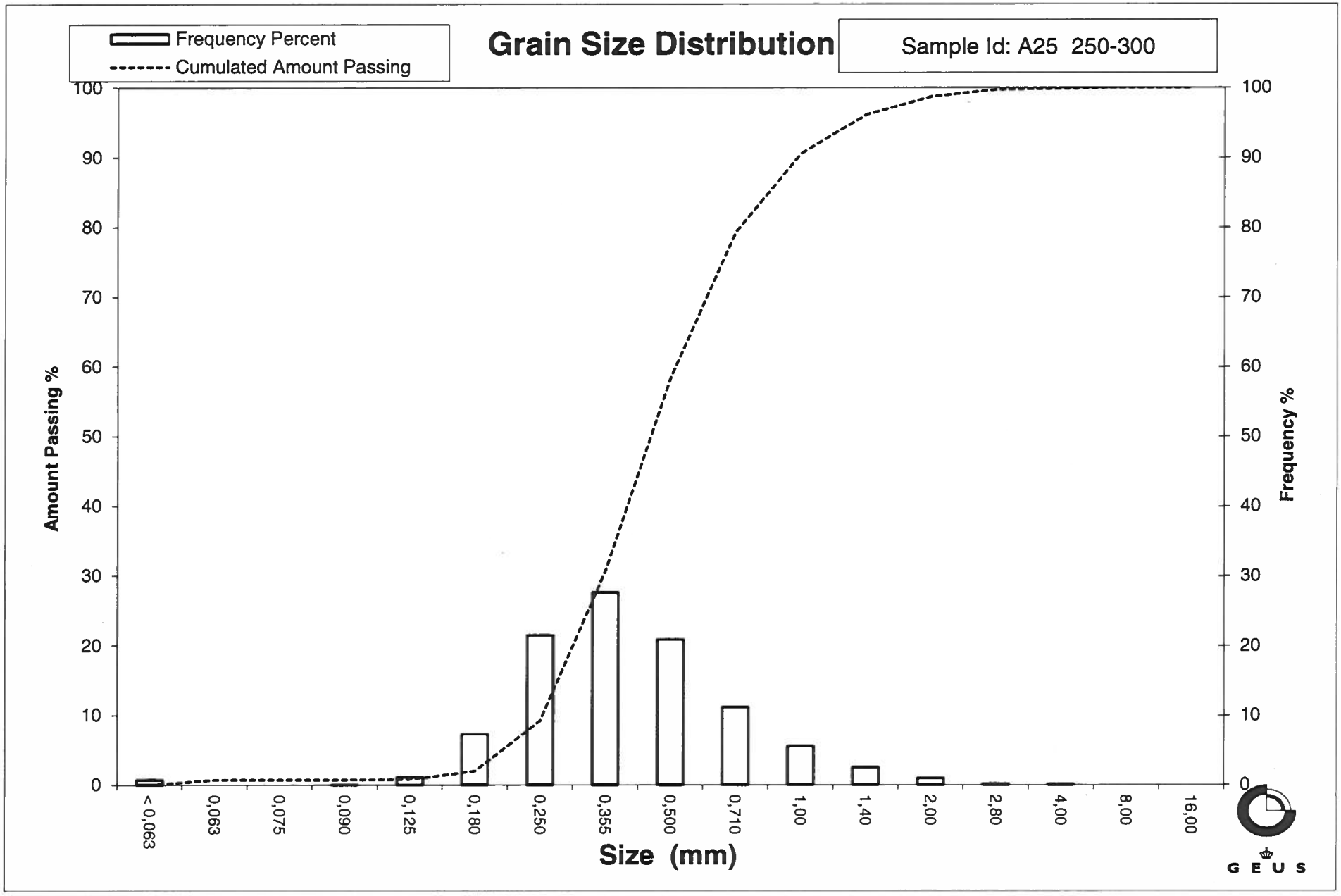
Frequency Percent
Cumulated Amount Passing
Grain Size Distribution
Sample Id: A25 250-300
Amount Passing %
Frequency %
100
90
80
70
60
50
40
30
20
10
0
< 0,063
0,063
0,075
0,090
0,125
0,180
0,250
0,355
0,500
0,710
1,00
1,40
2,00
2,80
4,00
8,00
16,00
Size (mm)
GEUS

Grain Size Distribution
Geotechnical

Sample Id: A25 350-400
Lab. Id: 220435
Projekt Energistyrelsen
Subject: A25
Date: 13-06-2022
Executed: PS/CRL
Remarks: >8mm består af skaller

GEUS

Total Weight 101,74 g

Size Fractions

Sieve Analysis

	Size mm	Size Φ	Weight g	Weight %	Cumulated amount passing %
Gravel	16,00	-4,00	0,00	0,00	100,00
	8,00	-3,00	0,17	0,17	99,83
	4,00	-2,00	0,22	0,22	99,62
	2,80	-1,49	0,17	0,17	99,45
	2,00	-1,00	0,34	0,33	99,12
Sand	1,40	-0,49	0,44	0,43	98,68
	1,00	0,00	2,59	2,55	96,14
	0,710	0,49	6,36	6,25	89,89
	0,500	1,00	15,10	14,84	75,04
	0,355	1,49	26,77	26,31	48,73
	0,250	2,00	32,56	32,00	16,73
	0,180	2,47	13,52	13,29	3,44
	0,125	3,00	2,19	2,15	1,29
	0,090	3,47	0,15	0,15	1,14
	0,075	3,74	0,00	0,00	1,14
	0,063	3,99	0,00	0,00	1,14
	< 0,063	> 3,99	1,16	1,14	0,00

Size Classes (DGF-Bulletin 1 1988)

		Weight %
Silt and clay	(< 0,063 mm):	1,14
Sand, fine	(0,063 mm - 0,200 mm):	6,10
Sand, medium	(0,2 mm - 0,6 mm):	74,87
Sand, coarse	(0,6 mm - 2 mm):	17,00
Gravel	(> 2 mm):	0,88
Sum:		100,00

Moments Measures (Folk and Wards)

Percentile Amount in sieve	Percentile Amount passing	d(mm)	Φ
5%	95%	0,95	0,08
16%	84%	0,63	0,67
25%	75%	0,50	1,00
40%	60%	0,42	1,26
Median 50%	50%	0,36	1,47
75%	25%	0,28	1,85
84%	16%	0,25	2,02
90%	10%	0,21	2,22
95%	5%	0,19	2,41

Moments Statistics

Mean	1,39
Sorting	0,69
Skewness	-0,18
Kurtosis	1,12
Uniformity Coefficient	1,94

The analysis is executed according to DS 405.9 extended by sieves to the ½ phi scale

Size Classes and Percentiles are found by linear interpolation

Formulas

Mean (ϕ16%+ϕ84%+ϕ50%) / 3 (Folk and Ward 1957)

Sorting (ϕ84%-ϕ16%) / 4 + (ϕ95%-ϕ5%) / 6,6 (Folk and Ward 1957)

Kurtosis (ϕ95% - ϕ5%) / (2,44 * (ϕ75% - ϕ25%)) (Folk and Ward 1957)

Skewness (ϕ16%+ϕ84% - 2*ϕ50%) / (2*(ϕ84%-ϕ16%)) + (ϕ5%+ϕ95% - 2*ϕ50%) / (2*(ϕ95%-ϕ5%)) (Folk and Ward 1957)

Uniformity Coefficient (d60% / d10%) (dgf-Bulletin 1988)

Mean, sorting, skewness and kurtosis are based on "Amount in sieve". Uniformity coefficient is based on "Amount passing".

Øster Voldgade 10 1350 København K
Tel.: +45 38 14 20 00 Telefax: +45 38 14 20 50
Email: GEUS@geus.dk
www.geus.dk

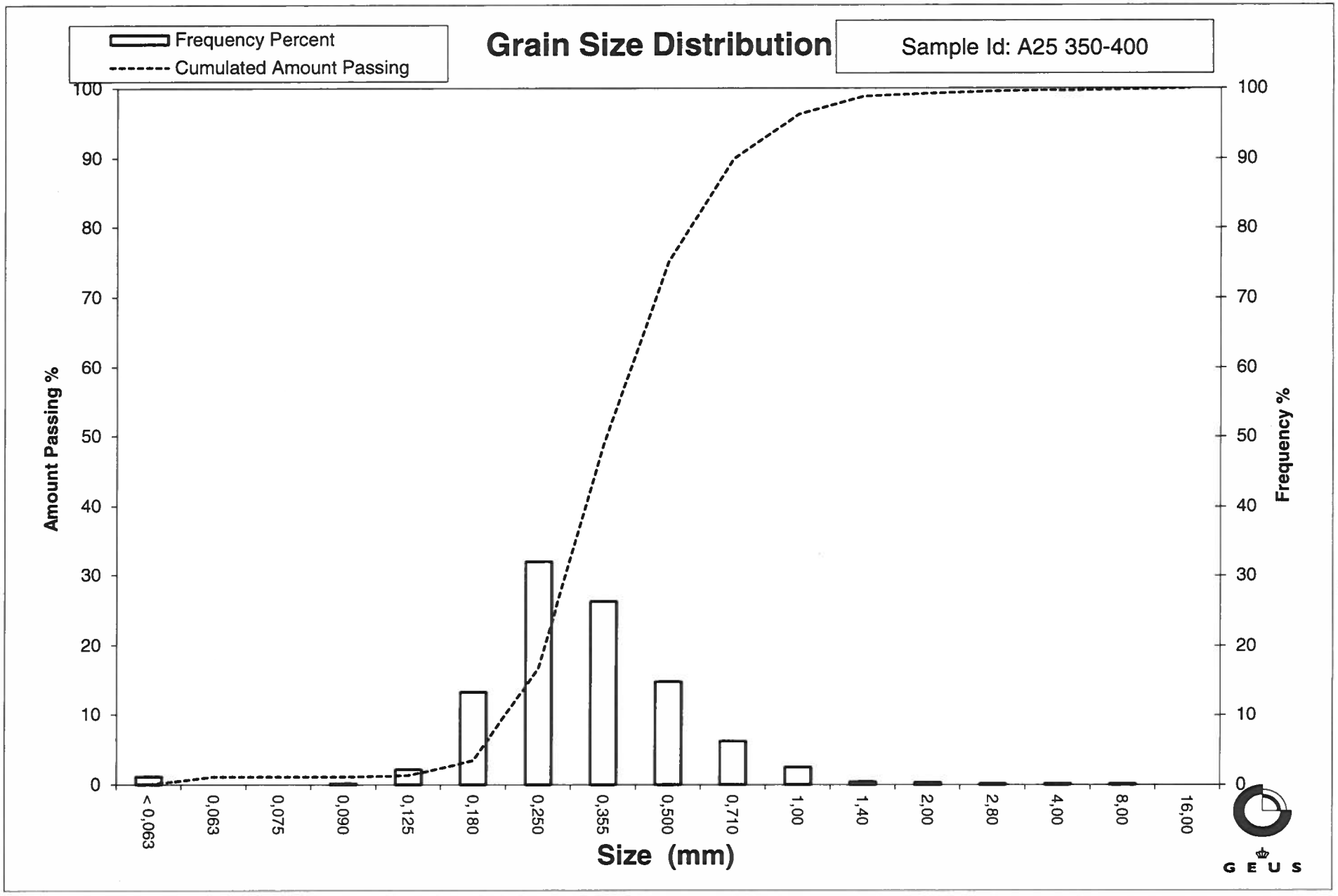
Frequency Percent
Cumulated Amount Passing
Grain Size Distribution
Sample Id: A25 350-400
Amount Passing %
Frequency %
100
90
80
70
60
50
40
30
20
10
0
< 0,063
0,063
0,075
0,090
0,125
0,180
0,250
0,355
0,500
0,710
1,00
1,40
2,00
2,80
4,00
8,00
16,00
Size (mm)
GEUS

Grain Size Distribution
Geotechnical

Sample Id: A25 450-500
Lab. Id: 220436
Projekt Energistyrelsen
Subject: A25
Date: 13-06-2022
Executed: PS/CRL
Remarks:

GEUS

Total Weight 107,07 g

Size Fractions

Sieve Analysis

	Size	Size	Weight	Weight	Cumulated amount passing
	mm	Φ	g	%	%
Gravel	16,00	-4,00	0,00	0,00	100,00
	8,00	-3,00	0,00	0,00	100,00
	4,00	-2,00	0,00	0,00	100,00
	2,80	-1,49	0,00	0,00	100,00
	2,00	-1,00	0,23	0,21	99,79
Sand	1,40	-0,49	0,93	0,87	98,92
	1,00	0,00	2,94	2,75	96,17
	0,710	0,49	6,56	6,13	90,04
	0,500	1,00	17,68	16,51	73,53
	0,355	1,49	27,06	25,27	48,26
	0,250	2,00	32,47	30,33	17,93
	0,180	2,47	14,42	13,47	4,46
	0,125	3,00	3,28	3,06	1,40
	0,090	3,47	0,28	0,26	1,14
	0,075	3,74	0,03	0,03	1,11
	0,063	3,99	0,02	0,02	1,09
	< 0,063	> 3,99	1,17	1,09	0,00

Size Classes (DGF-Bulletin 1 1988)

		Weight %
Silt and clay	(< 0,063 mm):	1,09
Sand, fine	(0,063 mm - 0,200 mm):	7,22
Sand, medium	(0,2 mm - 0,6 mm):	73,08
Sand, coarse	(0,6 mm - 2 mm):	18,39
Gravel	(> 2 mm):	0,21
Sum:		100,00

Moments Measures (Folk and Wards)

Percentile Amount in sieve	Percentile Amount passing	d(mm)	Φ
5%	95%	0,94	0,08
16%	84%	0,63	0,66
25%	75%	0,52	0,95
40%	60%	0,42	1,24
Median 50%	50%	0,36	1,45
75%	25%	0,27	1,87
84%	16%	0,24	2,06
90%	10%	0,21	2,26
95%	5%	0,18	2,45

Moments Statistics

Mean	1,39
Sorting	0,71
Skewness	-0,15
Kurtosis	1,06
Uniformity Coefficient	2,02

The analysis is executed according to DS 405.9 extended by sieves to the ½ phi scale

Size Classes and Percentiles are found by linear interpolation

Formulas

Mean (ϕ16%+ϕ84%+ϕ50%) / 3 (Folk and Ward 1957)

Sorting (ϕ84%-ϕ16%) / 4 + (ϕ95%-ϕ5%) / 6,6 (Folk and Ward 1957)

Kurtosis (ϕ95% - ϕ5%) / (2,44 * (ϕ75% - ϕ25%)) (Folk and Ward 1957)

Skewness (ϕ16%+ϕ84% - 2*ϕ50%) / (2*(ϕ84%-ϕ16%)) + (ϕ5%+ϕ95% - 2*ϕ50%) / (2*(ϕ95%-ϕ5%)) (Folk and Ward 1957)

Uniformity Coefficient (d60% / d10%) (dgf-Bulletin 1988)

Mean, sorting, skewness and kurtosis are based on "Amount in sieve". Uniformity coefficient is based on "Amount passing".

Øster Voldgade 10 1350 København K
Tel.: +45 38 14 20 00 Telefax: +45 38 14 20 50
Email: GEUS@geus.dk
www.geus.dk

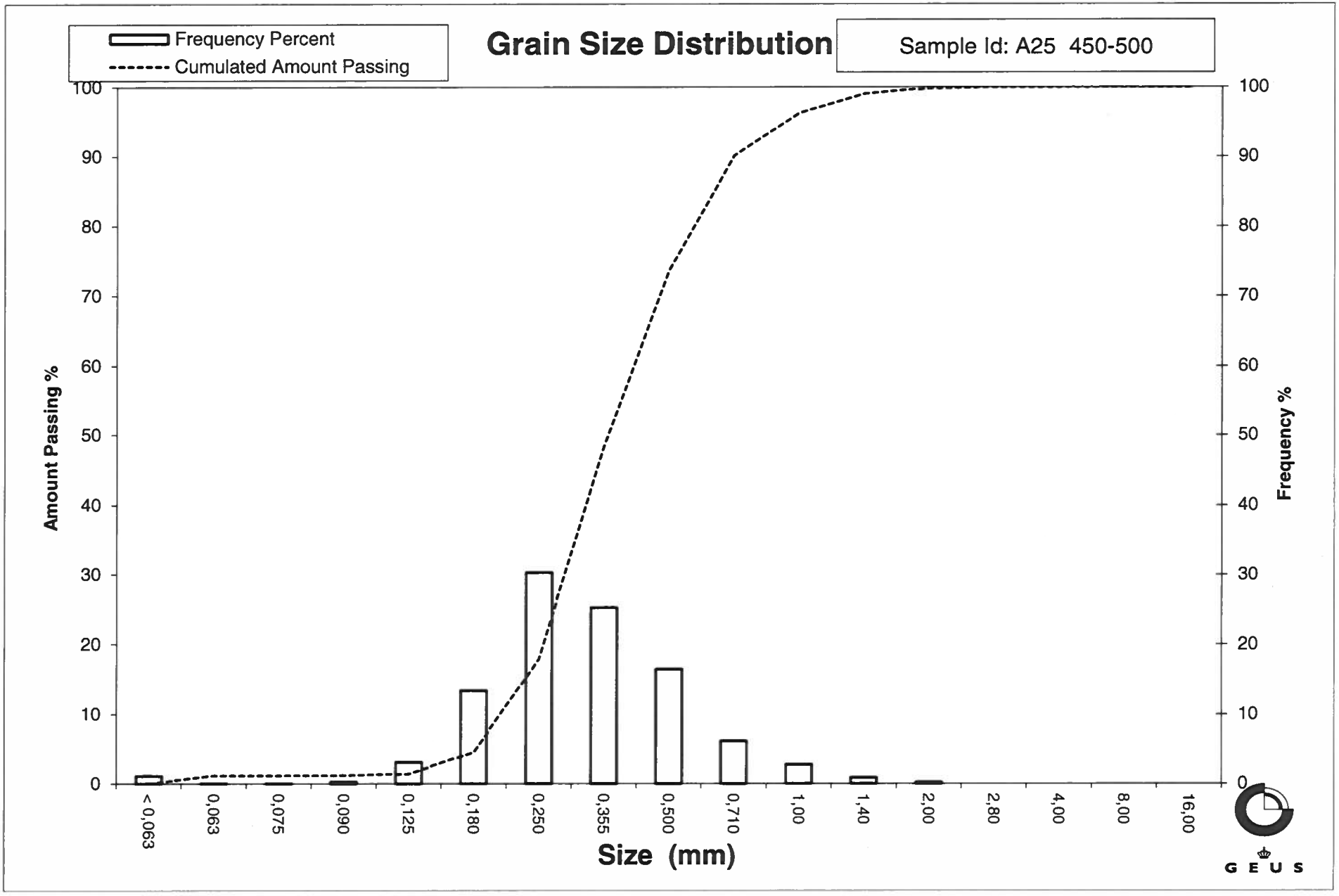
Frequency Percent
Cumulated Amount Passing
Grain Size Distribution
Sample Id: A25 450-500
Amount Passing %
Frequency %
100
90
80
70
60
50
40
30
20
10
0
< 0,063
0,063
0,075
0,090
0,125
0,180
0,250
0,355
0,500
0,710
1,00
1,40
2,00
2,80
4,00
8,00
16,00
Size (mm)
GEUS

Grain Size Distribution
Geotechnical

Sample Id: A29 0-50
Lab. Id: 220555
Projekt Energistyrelsen
Subject: A29
Date: 02-09-2022
Executed: PS/CRL
Remarks:

GEUS

Total Weight 103,59 g

Size Fractions

Sieve Analysis

	Size mm	Size Φ	Weight g	Weight %	Cumulated amount passing %
Gravel	16,00	-4,00	0,00	0,00	100,00
	8,00	-3,00	0,00	0,00	100,00
	4,00	-2,00	0,00	0,00	100,00
	2,80	-1,49	0,00	0,00	100,00
	2,00	-1,00	0,00	0,00	100,00
Sand	1,40	-0,49	0,10	0,10	99,90
	1,00	0,00	1,27	1,23	98,68
	0,710	0,49	5,74	5,54	93,14
	0,500	1,00	13,75	13,27	79,86
	0,355	1,49	18,32	17,69	62,18
	0,250	2,00	27,86	26,89	35,28
	0,180	2,47	22,16	21,39	13,89
	0,125	3,00	12,23	11,81	2,09
	0,090	3,47	0,95	0,92	1,17
	0,075	3,74	0,10	0,10	1,07
	0,063	3,99	0,13	0,13	0,95
	< 0,063	> 3,99	0,98	0,95	0,00

Size Classes (DGF-Bulletin 1 1988)

		Weight %
Silt and clay	(< 0,063 mm):	0,95
Sand, fine	(0,063 mm - 0,200 mm):	19,06
Sand, medium	(0,2 mm - 0,6 mm):	66,18
Sand, coarse	(0,6 mm - 2 mm):	13,82
Gravel	(> 2 mm):	0,00
Sum:		100,00

Moments Measures (Folk and Wards)

Percentile Amount in sieve	Percentile Amount passing	d(mm)	Φ
5%	95%	0,81	0,31
16%	84%	0,57	0,82
25%	75%	0,46	1,12
40%	60%	0,35	1,53
Median 50%	50%	0,31	1,70
75%	25%	0,22	2,21
84%	16%	0,19	2,42
90%	10%	0,16	2,63
95%	5%	0,14	2,85

Moments Statistics

Mean	1,65
Sorting	0,78
Skewness	-0,10
Kurtosis	0,96
Uniformity Coefficient	2,14

The analysis is executed according to DS 405.9 extended by sieves to the ½ phi scale

Size Classes and Percentiles are found by linear interpolation

Formulas

Mean (ϕ16%+ϕ84%+ϕ50%) / 3 (Folk and Ward 1957)

Sorting (ϕ84%-ϕ16%) / 4 + (ϕ95%-ϕ5%) / 6,6 (Folk and Ward 1957)

Kurtosis (ϕ95% - ϕ5%) / (2,44 * (ϕ75% - ϕ25%)) (Folk and Ward 1957)

Skewness (ϕ16%+ϕ84% - 2*ϕ50%) / (2*(ϕ84%-ϕ16%)) + (ϕ5%+ϕ95% - 2*ϕ50%) / (2*(ϕ95%-ϕ5%)) (Folk and Ward 1957)

Uniformity Coefficient (d60% / d10%) (dgf-Bulletin 1988)

Mean, sorting, skewness and kurtosis are based on "Amount in sieve". Uniformity coefficient is based on "Amount passing".

Øster Voldgade 10 1350 København K
Tel.: +45 38 14 20 00 Telefax: +45 38 14 20 50
Email: GEUS@geus.dk
www.geus.dk

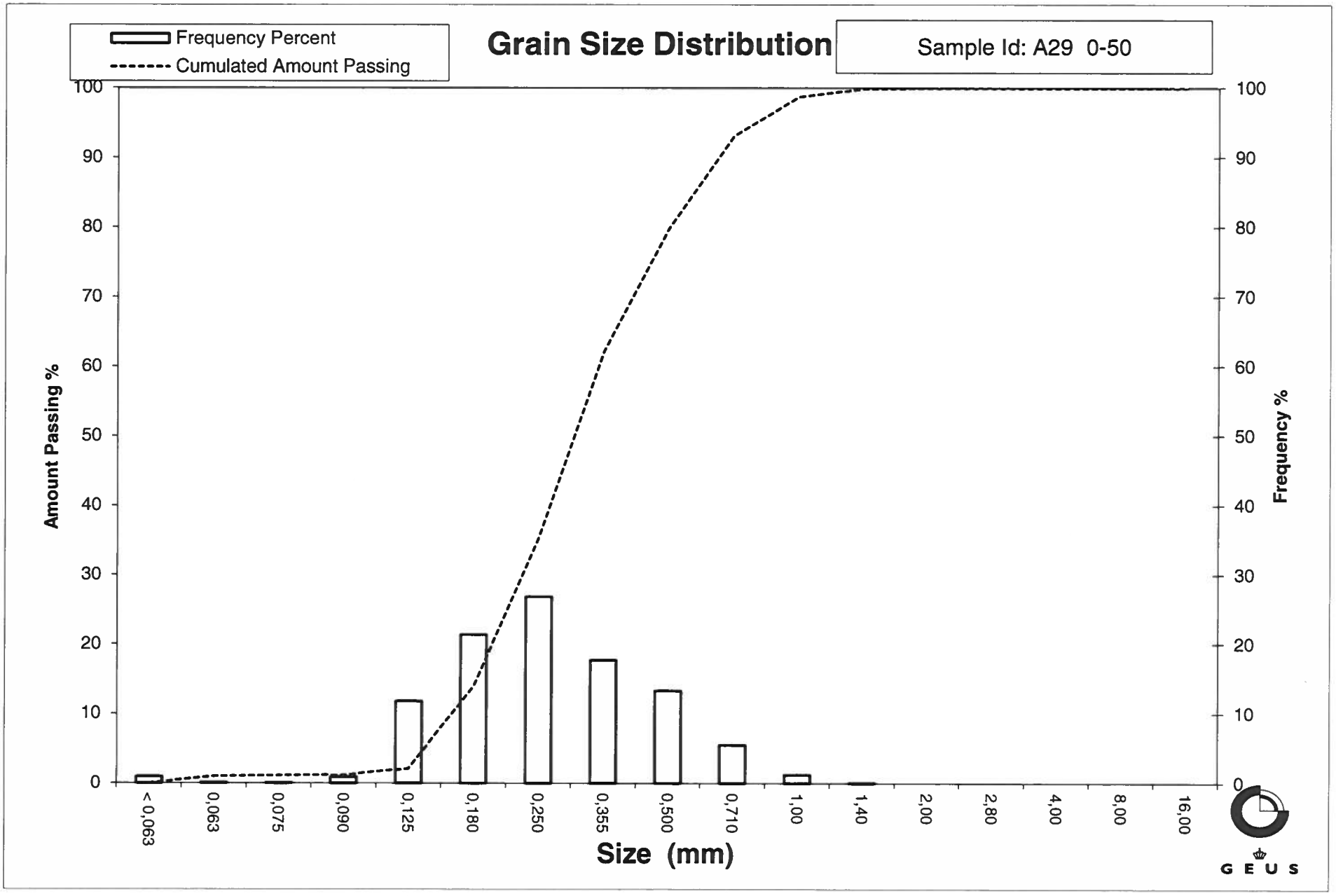
Frequency Percent
Cumulated Amount Passing
Grain Size Distribution
Sample Id: A29 0-50
Amount Passing %
Frequency %
100
90
80
70
60
50
40
30
20
10
0
< 0,063
0,063
0,075
0,090
0,125
0,180
0,250
0,355
0,500
0,710
1,00
1,40
2,00
2,80
4,00
8,00
16,00
Size (mm)
GEUS

Grain Size Distribution
Geotechnical

Sample Id: A29 100-150
Lab. Id: 220556
Projekt Energistyrelsen
Subject: A29
Date: 02-09-2022
Executed: PS/CRL
Remarks:

GEUS

Total Weight 102,68 g

Size Fractions

Sieve Analysis

	Size mm	Size Φ	Weight g	Weight %	Cumulated amount passing %
Gravel	16,00	-4,00	0,00	0,00	100,00
	8,00	-3,00	0,00	0,00	100,00
	4,00	-2,00	0,00	0,00	100,00
	2,80	-1,49	0,00	0,00	100,00
	2,00	-1,00	0,00	0,00	100,00
Sand	1,40	-0,49	0,03	0,03	99,97
	1,00	0,00	0,38	0,37	99,60
	0,710	0,49	4,19	4,08	95,52
	0,500	1,00	8,95	8,72	86,80
	0,355	1,49	18,90	18,41	68,40
	0,250	2,00	32,21	31,37	37,03
	0,180	2,47	26,38	25,69	11,34
	0,125	3,00	9,07	8,83	2,50
	0,090	3,47	0,98	0,95	1,55
	0,075	3,74	0,03	0,03	1,52
	0,063	3,99	0,08	0,08	1,44
	< 0,063	> 3,99	1,48	1,44	0,00

Size Classes (DGF-Bulletin 1 1988)

		Weight %
Silt and clay	(< 0,063 mm):	1,44
Sand, fine	(0,063 mm - 0,200 mm):	17,24
Sand, medium	(0,2 mm - 0,6 mm):	72,28
Sand, coarse	(0,6 mm - 2 mm):	9,05
Gravel	(> 2 mm):	0,00
Sum:		100,00

Moments Measures (Folk and Wards)

Percentile Amount in sieve	Percentile Amount passing	d(mm)	Φ
5%	95%	0,70	0,52
16%	84%	0,48	1,07
25%	75%	0,41	1,30
40%	60%	0,33	1,61
Median 50%	50%	0,29	1,77
75%	25%	0,22	2,20
84%	16%	0,19	2,38
90%	10%	0,17	2,54
95%	5%	0,14	2,83

Moments Statistics

Mean	1,74
Sorting	0,68
Skewness	-0,08
Kurtosis	1,05
Uniformity Coefficient	1,90

The analysis is executed according to DS 405.9 extended by sieves to the ½ phi scale

Size Classes and Percentiles are found by linear interpolation

Formulas

Mean (ϕ16%+ϕ84%+ϕ50%) / 3 (Folk and Ward 1957)

Sorting (ϕ84%-ϕ16%) / 4 + (ϕ95%-ϕ5%) / 6,6 (Folk and Ward 1957)

Kurtosis (ϕ95% - ϕ5%) / (2,44 * (ϕ75% - ϕ25%)) (Folk and Ward 1957)

Skewness (ϕ16%+ϕ84% - 2*ϕ50%) / (2*(ϕ84%-ϕ16%)) + (ϕ5%+ϕ95% - 2*ϕ50%) / (2*(ϕ95%-ϕ5%)) (Folk and Ward 1957)

Uniformity Coefficient (d60% / d10%) (dgf-Bulletin 1988)

Mean, sorting, skewness and kurtosis are based on "Amount in sieve". Uniformity coefficient is based on "Amount passing".

Øster Voldgade 10 1350 København K
Tel.: +45 38 14 20 00 Telefax: +45 38 14 20 50
Email: GEUS@geus.dk
www.geus.dk

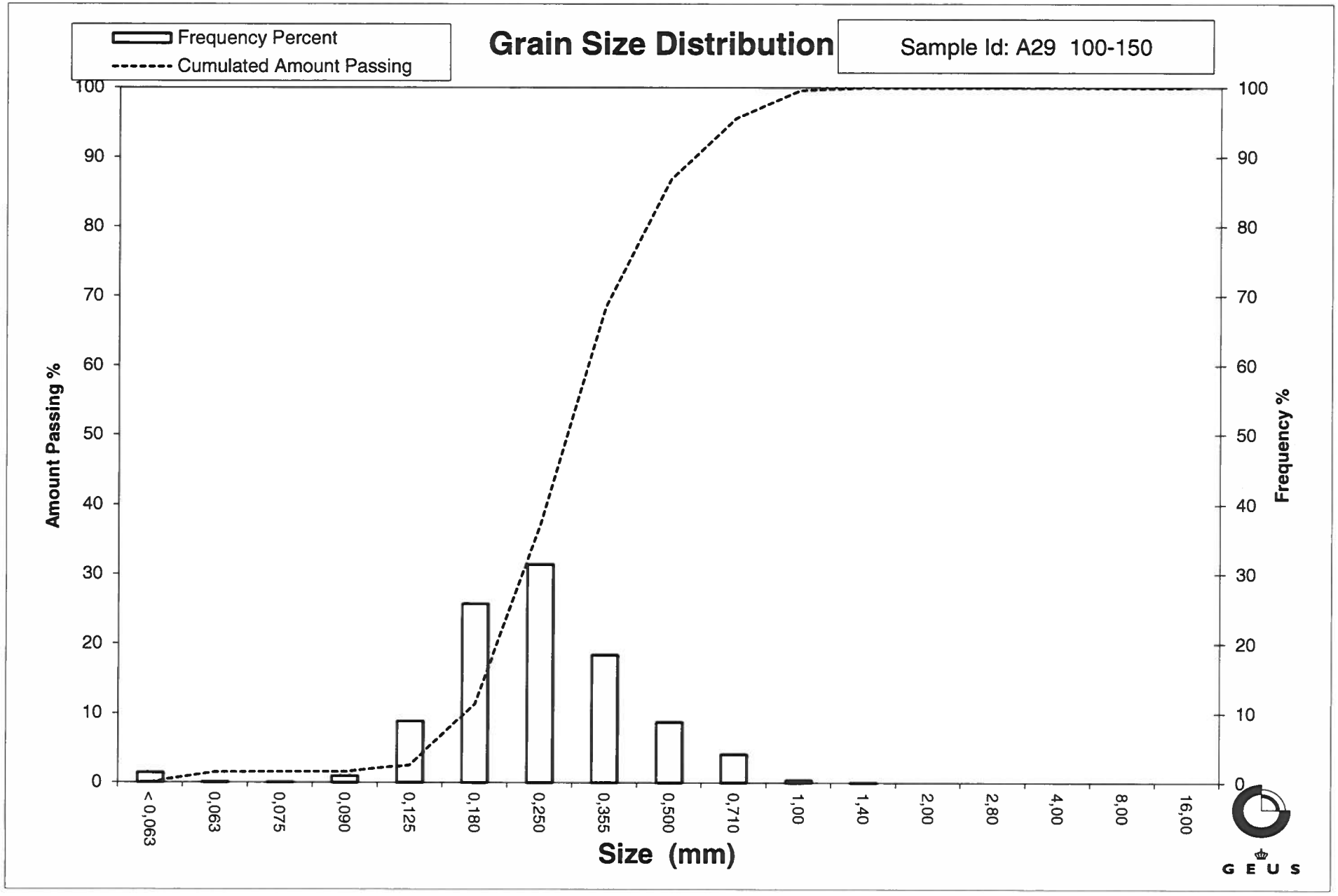
Frequency Percent
Cumulated Amount Passing
Grain Size Distribution
Sample Id: A29 100-150
Amount Passing %
Frequency %
100
90
80
70
60
50
40
30
20
10
0
< 0,063
0,063
0,075
0,090
0,125
0,180
0,250
0,355
0,500
0,710
1,00
1,40
2,00
2,80
4,00
8,00
16,00
Size (mm)
GEUS

Grain Size Distribution
Geotechnical

Sample Id: A29 200-250
Lab. Id: 220557
Projekt Energistyrelsen
Subject: A29
Date: 02-09-2022
Executed: PS/CRL
Remarks: >4mm heraf 0,15g skaller

GEUS

Total Weight 135,44 g

Size Fractions

Sieve Analysis

	Size mm	Size Φ	Weight g	Weight %	Cumulated amount passing %
Gravel	16,00	-4,00	0,00	0,00	100,00
	8,00	-3,00	0,00	0,00	100,00
	4,00	-2,00	0,44	0,32	99,68
	2,80	-1,49	0,55	0,41	99,27
	2,00	-1,00	2,56	1,89	97,38
Sand	1,40	-0,49	5,37	3,96	93,41
	1,00	0,00	12,46	9,20	84,21
	0,710	0,49	17,28	12,76	71,46
	0,500	1,00	20,58	15,19	56,26
	0,355	1,49	19,24	14,21	42,06
	0,250	2,00	27,30	20,16	21,90
	0,180	2,47	18,15	13,40	8,50
	0,125	3,00	9,16	6,76	1,74
	0,090	3,47	0,88	0,65	1,09
	0,075	3,74	0,06	0,04	1,04
	0,063	3,99	0,00	0,00	1,04
	< 0,063	> 3,99	1,41	1,04	0,00

Size Classes (DGF-Bulletin 1 1988)

		Weight %
Silt and clay	(< 0,063 mm):	1,04
Sand, fine	(0,063 mm - 0,200 mm):	11,29
Sand, medium	(0,2 mm - 0,6 mm):	51,17
Sand, coarse	(0,6 mm - 2 mm):	33,88
Gravel	(> 2 mm):	2,62
Sum:		100,00

Moments Measures (Folk and Wards)

Percentile Amount in sieve	Percentile Amount passing	d(mm)	Φ
5%	95%	1,64	-0,71
16%	84%	1,00	0,01
25%	75%	0,79	0,34
40%	60%	0,55	0,86
Median 50%	50%	0,44	1,20
75%	25%	0,27	1,91
84%	16%	0,22	2,19
90%	10%	0,19	2,41
95%	5%	0,15	2,72

Moments Statistics

Mean	1,13
Sorting	1,07
Skewness	-0,10
Kurtosis	0,90
Uniformity Coefficient	2,94

The analysis is executed according to DS 405.9 extended by sieves to the ½ phi scale

Size Classes and Percentiles are found by linear interpolation

Formulas

Mean (ϕ16%+ϕ84%+ϕ50%) / 3 (Folk and Ward 1957)

Sorting (ϕ84%-ϕ16%) / 4 + (ϕ95%-ϕ5%) / 6,6 (Folk and Ward 1957)

Kurtosis (ϕ95% - ϕ5%) / (2,44 * (ϕ75% - ϕ25%)) (Folk and Ward 1957)

Skewness (ϕ16%+ϕ84% - 2*ϕ50%) / (2*(ϕ84%-ϕ16%)) + (ϕ5%+ϕ95% - 2*ϕ50%) / (2*(ϕ95%-ϕ5%)) (Folk and Ward 1957)

Uniformity Coefficient (d60% / d10%) (dgf-Bulletin 1988)

Mean, sorting, skewness and kurtosis are based on "Amount in sieve". Uniformity coefficient is based on "Amount passing".

Øster Voldgade 10 1350 København K
Tel.: +45 38 14 20 00 Telefax: +45 38 14 20 50
Email: GEUS@geus.dk
www.geus.dk

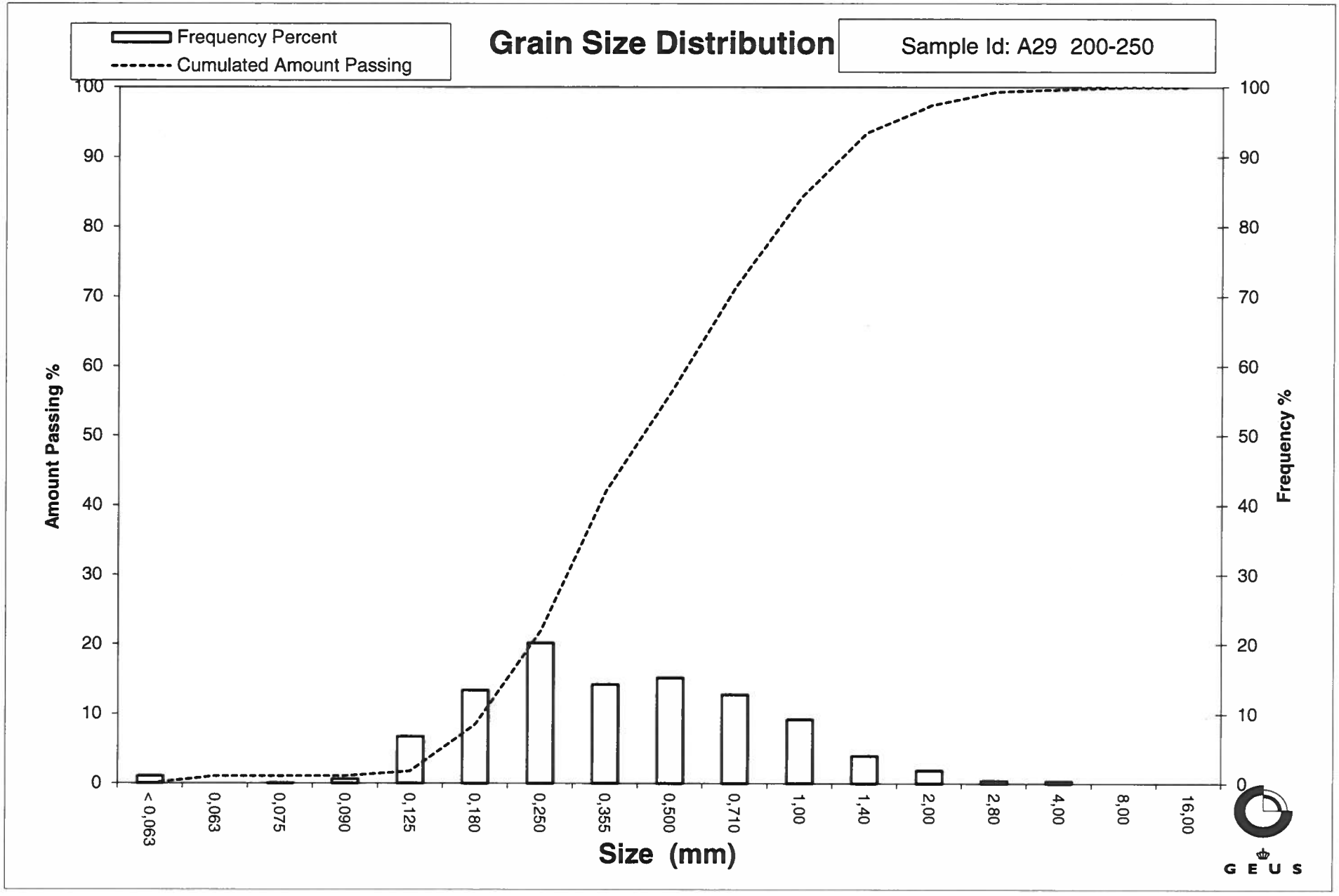
Frequency Percent
Cumulated Amount Passing
Grain Size Distribution
Sample Id: A29 200-250
Amount Passing %
Frequency %
100
90
80
70
60
50
40
30
20
10
0
< 0,063
0,063
0,075
0,090
0,125
0,180
0,250
0,355
0,500
0,710
1,00
1,40
2,00
2,80
4,00
8,00
16,00
Size (mm)
GEUS

Grain Size Distribution
Geotechnical

Sample Id: A29 290-320
Lab. Id: 220558
Projekt Energistyrelsen
Subject: A29
Date: 02-09-2022
Executed: PS/CRL
Remarks: >4mm består af skaller

GEUS

Total Weight 114,81 g

Size Fractions

Sieve Analysis

	Size mm	Size Φ	Weight g	Weight %	Cumulated amount passing %
Gravel	16,00	-4,00	0,00	0,00	100,00
	8,00	-3,00	0,00	0,00	100,00
	4,00	-2,00	0,05	0,04	99,96
	2,80	-1,49	0,14	0,12	99,83
	2,00	-1,00	0,63	0,55	99,29
Sand	1,40	-0,49	1,54	1,34	97,94
	1,00	0,00	3,78	3,29	94,65
	0,710	0,49	8,17	7,12	87,54
	0,500	1,00	10,50	9,15	78,39
	0,355	1,49	17,35	15,11	63,28
	0,250	2,00	30,53	26,59	36,69
	0,180	2,47	27,38	23,85	12,84
	0,125	3,00	11,47	9,99	2,85
	0,090	3,47	1,81	1,58	1,27
	0,075	3,74	0,08	0,07	1,20
	0,063	3,99	0,07	0,06	1,14
	< 0,063	> 3,99	1,31	1,14	0,00

Size Classes (DGF-Bulletin 1 1988)

		Weight %
Silt and clay	(< 0,063 mm):	1,14
Sand, fine	(0,063 mm - 0,200 mm):	18,51
Sand, medium	(0,2 mm - 0,6 mm):	63,09
Sand, coarse	(0,6 mm - 2 mm):	16,54
Gravel	(> 2 mm):	0,71
Sum:		100,00

Moments Measures (Folk and Wards)

Percentile Amount in sieve	Percentile Amount passing	d(mm)	Φ
5%	95%	1,04	-0,06
16%	84%	0,63	0,67
25%	75%	0,47	1,10
40%	60%	0,34	1,55
Median 50%	50%	0,30	1,72
75%	25%	0,22	2,21
84%	16%	0,19	2,40
90%	10%	0,16	2,60
95%	5%	0,14	2,87

Moments Statistics

Mean	1,60
Sorting	0,88
Skewness	-0,22
Kurtosis	1,08
Uniformity Coefficient	2,08

The analysis is executed according to DS 405.9 extended by sieves to the ½ phi scale

Size Classes and Percentiles are found by linear interpolation

Formulas

Mean (ϕ16%+ϕ84%+ϕ50%) / 3 (Folk and Ward 1957)

Sorting (ϕ84%-ϕ16%) / 4 + (ϕ95%-ϕ5%) / 6,6 (Folk and Ward 1957)

Kurtosis (ϕ95% - ϕ5%) / (2,44 * (ϕ75% - ϕ25%)) (Folk and Ward 1957)

Skewness (ϕ16%+ϕ84% - 2*ϕ50%) / (2*(ϕ84%-ϕ16%)) + (ϕ5%+ϕ95% - 2*ϕ50%) / (2*(ϕ95%-ϕ5%)) (Folk and Ward 1957)

Uniformity Coefficient (d60% / d10%) (dgf-Bulletin 1988)

Mean, sorting, skewness and kurtosis are based on "Amount in sieve". Uniformity coefficient is based on "Amount passing".

Øster Voldgade 10 1350 København K
Tel.: +45 38 14 20 00 Telefax: +45 38 14 20 50
Email: GEUS@geus.dk
www.geus.dk

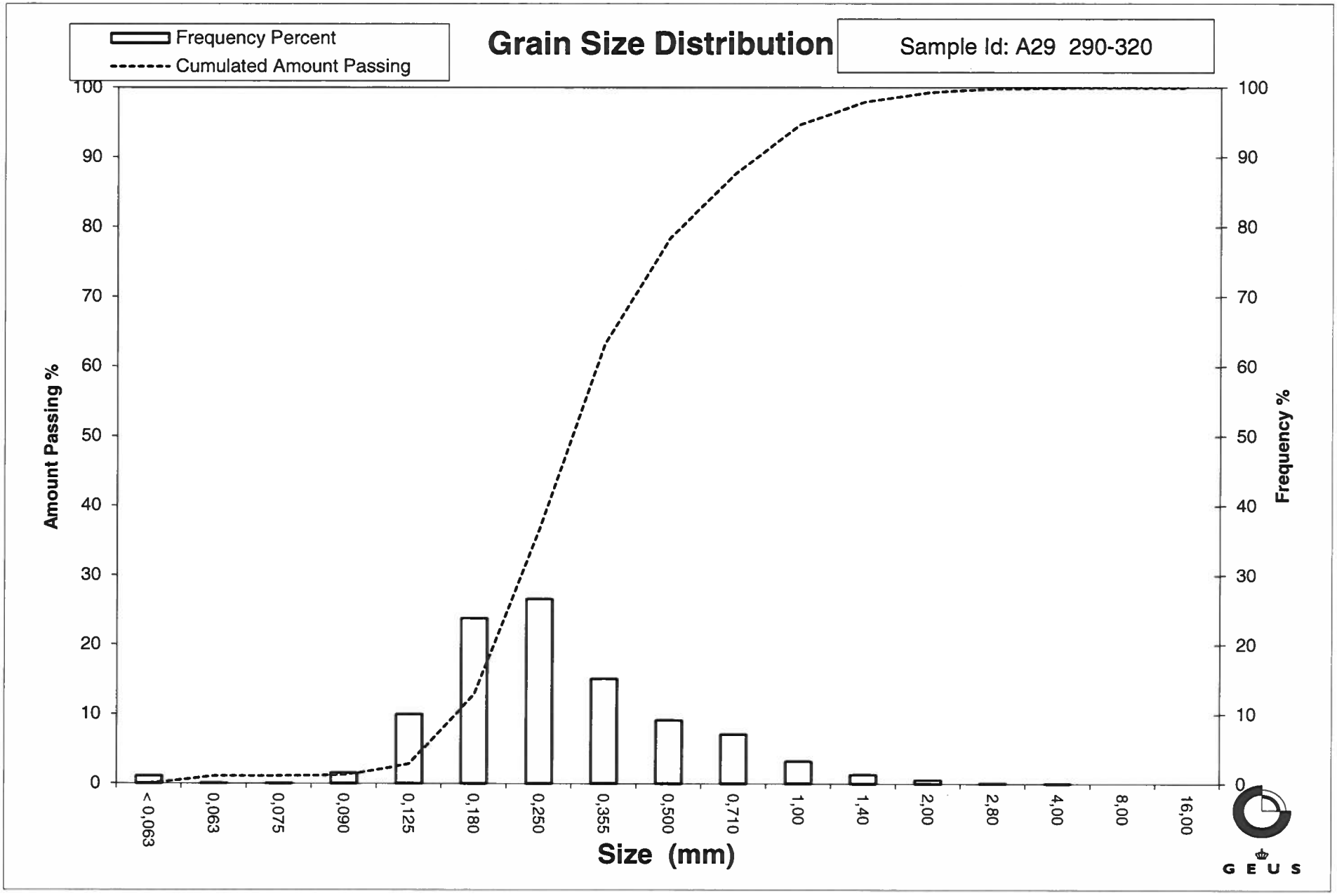
Frequency Percent
Cumulated Amount Passing
Grain Size Distribution
Sample Id: A29 290-320
Amount Passing %
Frequency %
100
90
80
70
60
50
40
30
20
10
0
< 0,063
0,063
0,075
0,090
0,125
0,180
0,250
0,355
0,500
0,710
1,00
1,40
2,00
2,80
4,00
8,00
16,00
Size (mm)
GEUS

Grain Size Distribution
Geotechnical

Sample Id: A29 400-450
Lab. Id: 220559
Projekt Energistyrelsen
Subject: A29
Date: 02-09-2022
Executed: PS/CRL
Remarks:

GEUS

Total Weight 94,61 g

Size Fractions

Sieve Analysis

	Size mm	Size Φ	Weight g	Weight %	Cumulated amount passing %
Gravel	16,00	-4,00	0,00	0,00	100,00
	8,00	-3,00	0,00	0,00	100,00
	4,00	-2,00	0,00	0,00	100,00
	2,80	-1,49	0,03	0,03	99,97
	2,00	-1,00	0,06	0,06	99,90
Sand	1,40	-0,49	0,05	0,05	99,85
	1,00	0,00	0,27	0,29	99,57
	0,710	0,49	0,60	0,63	98,93
	0,500	1,00	1,51	1,60	97,34
	0,355	1,49	2,96	3,13	94,21
	0,250	2,00	7,62	8,05	86,15
	0,180	2,47	14,87	15,72	70,44
	0,125	3,00	42,98	45,43	25,01
	0,090	3,47	16,20	17,12	7,89
	0,075	3,74	1,15	1,22	6,67
	0,063	3,99	0,71	0,75	5,92
	< 0,063	> 3,99	5,60	5,92	0,00

Size Classes (DGF-Bulletin 1 1988)

		Weight %
Silt and clay	(< 0,063 mm):	5,92
Sand, fine	(0,063 mm - 0,200 mm):	69,01
Sand, medium	(0,2 mm - 0,6 mm):	23,17
Sand, coarse	(0,6 mm - 2 mm):	1,81
Gravel	(> 2 mm):	0,10
Sum:		100,00

Moments Measures (Folk and Wards)

Percentile Amount in sieve	Percentile Amount passing	d(mm)	Φ
5%	95%	0,39	1,35
16%	84%	0,24	2,06
25%	75%	0,20	2,32
40%	60%	0,17	2,58
Median 50%	50%	0,16	2,69
75%	25%	0,12	3,00
84%	16%	0,11	3,23
90%	10%	0,09	3,41
95%	5%	-------	-------

Moments Statistics

Mean	2,66
Sorting	-------
Skewness	-------
Kurtosis	-------
Uniformity Coefficient	1,77

The analysis is executed according to DS 405.9 extended by sieves to the ½ phi scale

Size Classes and Percentiles are found by linear interpolation

Formulas

Mean (ϕ16%+ϕ84%+ϕ50%) / 3 (Folk and Ward 1957)

Sorting (ϕ84%-ϕ16%) / 4 + (ϕ95%-ϕ5%) / 6,6 (Folk and Ward 1957)

Kurtosis (ϕ95% - ϕ5%) / (2,44 * (ϕ75% - ϕ25%)) (Folk and Ward 1957)

Skewness (ϕ16%+ϕ84% - 2*ϕ50%) / (2*(ϕ84%-ϕ16%)) + (ϕ5%+ϕ95% - 2*ϕ50%) / (2*(ϕ95%-ϕ5%)) (Folk and Ward 1957)

Uniformity Coefficient (d60% / d10%) (dgf-Bulletin 1988)

Mean, sorting, skewness and kurtosis are based on "Amount in sieve". Uniformity coefficient is based on "Amount passing".

Øster Voldgade 10 1350 København K
Tel.: +45 38 14 20 00 Telefax: +45 38 14 20 50
Email: GEUS@geus.dk
www.geus.dk

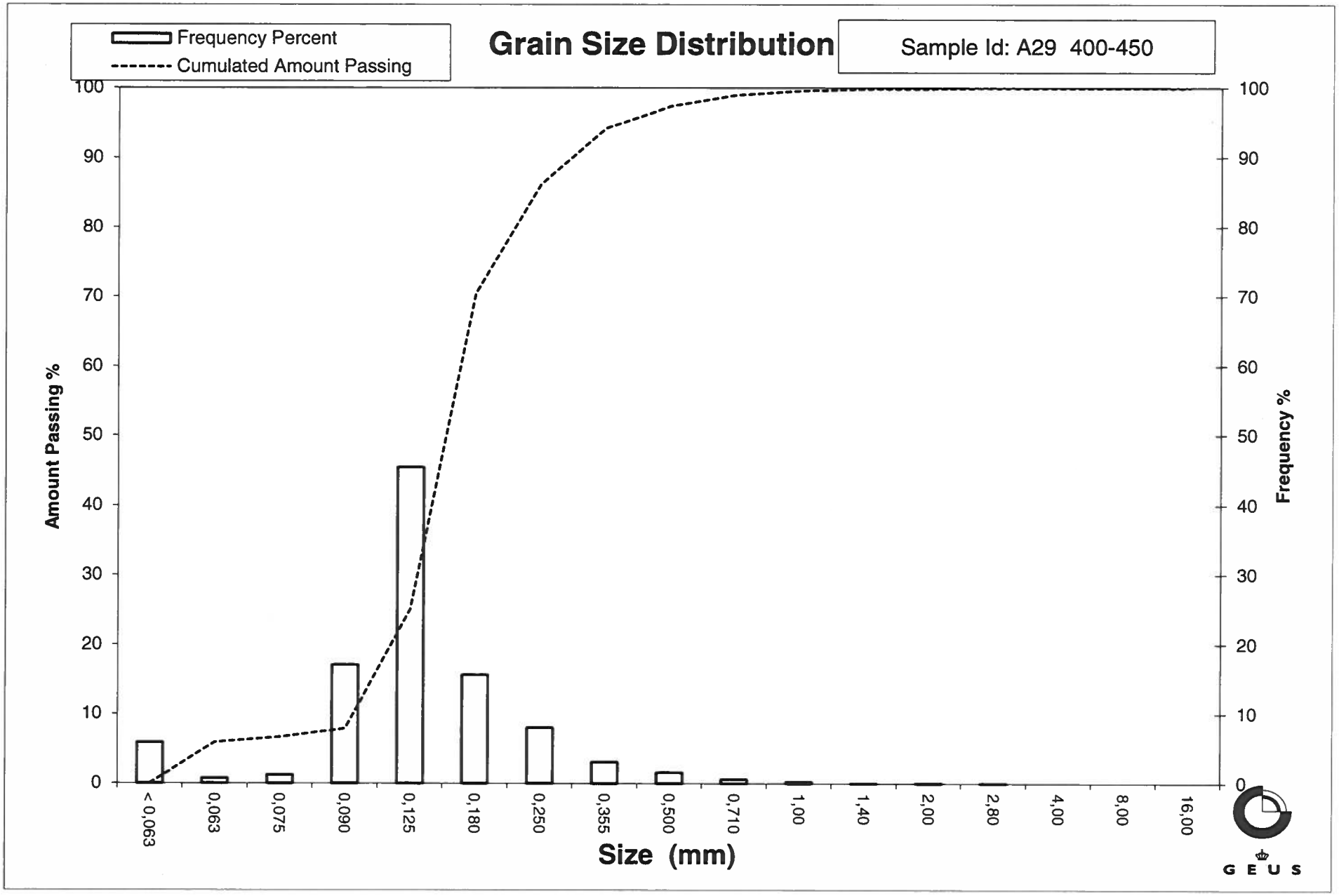
Frequency Percent
Cumulated Amount Passing
Grain Size Distribution
Sample Id: A29 400-450
Amount Passing %
Frequency %
100
90
80
70
60
50
40
30
20
10
0
< 0,063
0,063
0,075
0,090
0,125
0,180
0,250
0,355
0,500
0,710
1,00
1,40
2,00
2,80
4,00
8,00
16,00
Size (mm)
GEUS

Grain Size Distribution
Geotechnical

Sample Id: A31 0-50
Lab. Id: 220560
Projekt Energistyrelsen
Subject: A31
Date: 02-09-2022
Executed: PS/CRL
Remarks:

GEUS

Total Weight 104,29 g

Size Fractions

Sieve Analysis

	Size mm	Size Φ	Weight g	Weight %	Cumulated amount passing %
Gravel	16,00	-4,00	0,00	0,00	100,00
	8,00	-3,00	0,00	0,00	100,00
	4,00	-2,00	0,00	0,00	100,00
	2,80	-1,49	0,00	0,00	100,00
	2,00	-1,00	0,17	0,16	99,84
Sand	1,40	-0,49	0,18	0,17	99,66
	1,00	0,00	1,52	1,46	98,21
	0,710	0,49	7,84	7,52	90,69
	0,500	1,00	19,10	18,31	72,38
	0,355	1,49	27,13	26,01	46,36
	0,250	2,00	28,62	27,44	18,92
	0,180	2,47	15,16	14,54	4,38
	0,125	3,00	3,23	3,10	1,28
	0,090	3,47	0,30	0,29	1,00
	0,075	3,74	0,00	0,00	1,00
	0,063	3,99	0,00	0,00	1,00
	< 0,063	> 3,99	1,04	1,00	0,00

Size Classes (DGF-Bulletin 1 1988)

		Weight %
Silt and clay	(< 0,063 mm):	1,00
Sand, fine	(0,063 mm - 0,200 mm):	7,54
Sand, medium	(0,2 mm - 0,6 mm):	72,56
Sand, coarse	(0,6 mm - 2 mm):	18,74
Gravel	(> 2 mm):	0,16
Sum:		100,00

Moments Measures (Folk and Wards)

Percentile Amount in sieve	Percentile Amount passing	d(mm)	Φ
5%	95%	0,88	0,19
16%	84%	0,63	0,66
25%	75%	0,53	0,92
40%	60%	0,43	1,21
Median 50%	50%	0,38	1,41
75%	25%	0,27	1,87
84%	16%	0,24	2,08
90%	10%	0,21	2,27
95%	5%	0,18	2,45

Moments Statistics

Mean	1,39
Sorting	0,70
Skewness	-0,07
Kurtosis	0,97
Uniformity Coefficient	2,08

The analysis is executed according to DS 405.9 extended by sieves to the ½ phi scale

Size Classes and Percentiles are found by linear interpolation

Formulas

Mean (ϕ16%+ϕ84%+ϕ50%) / 3 (Folk and Ward 1957)

Sorting (ϕ84%-ϕ16%) / 4 + (ϕ95%-ϕ5%) / 6,6 (Folk and Ward 1957)

Kurtosis (ϕ95% - ϕ5%) / (2,44 * (ϕ75% - ϕ25%)) (Folk and Ward 1957)

Skewness (ϕ16%+ϕ84% - 2*ϕ50%) / (2*(ϕ84%-ϕ16%)) + (ϕ5%+ϕ95% - 2*ϕ50%) / (2*(ϕ95%-ϕ5%)) (Folk and Ward 1957)

Uniformity Coefficient (d60% / d10%) (dgf-Bulletin 1988)

Mean, sorting, skewness and kurtosis are based on "Amount in sieve". Uniformity coefficient is based on "Amount passing".

Øster Voldgade 10 1350 København K
Tel.: +45 38 14 20 00 Telefax: +45 38 14 20 50
Email: GEUS@geus.dk
www.geus.dk

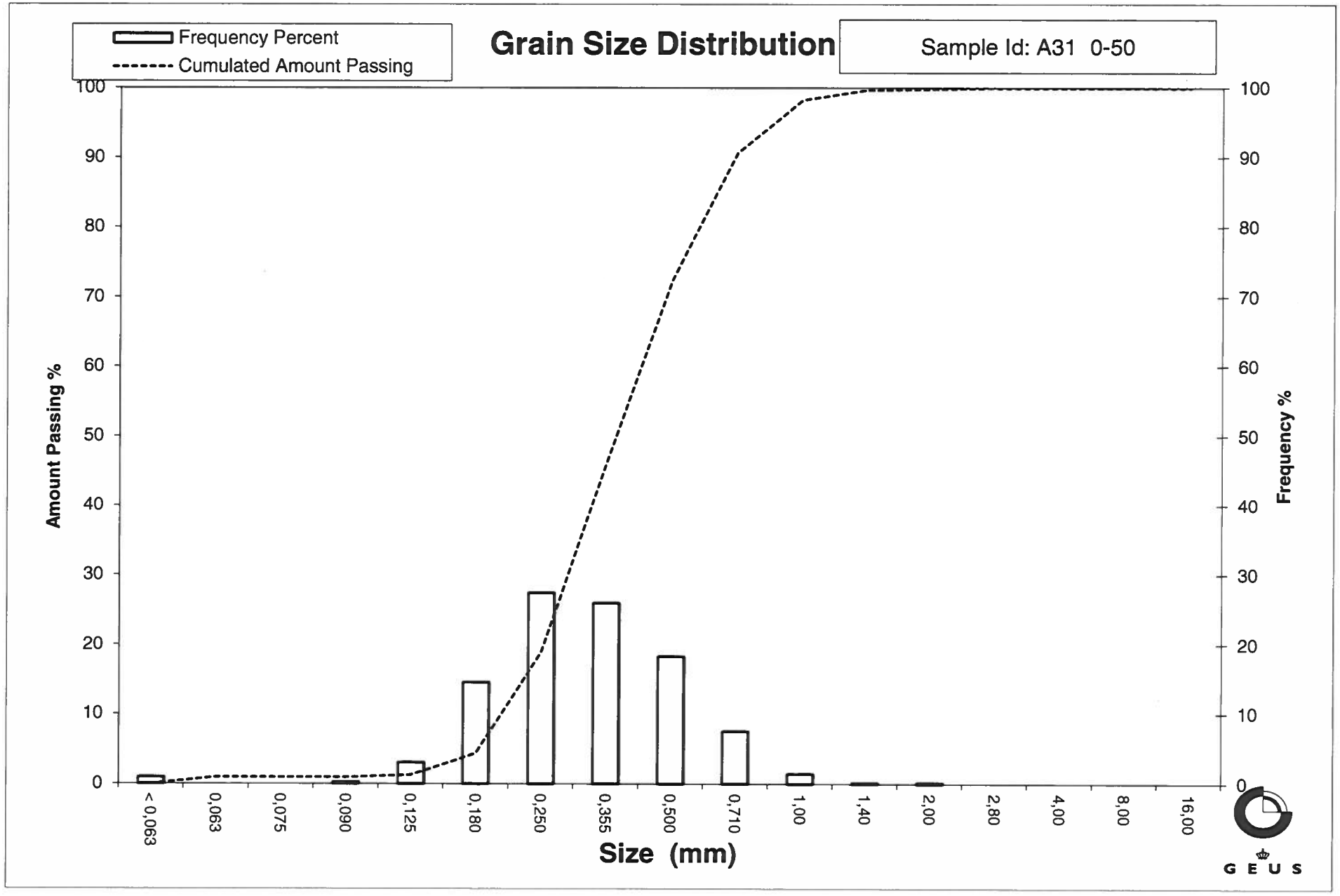
Frequency Percent
Cumulated Amount Passing
Grain Size Distribution
Sample Id: A31 0-50
Amount Passing %
Frequency %
100
90
80
70
60
50
40
30
20
10
0
< 0,063
0,063
0,075
0,090
0,125
0,180
0,250
0,355
0,500
0,710
1,00
1,40
2,00
2,80
4,00
8,00
16,00
Size (mm)
GEUS

Grain Size Distribution
Geotechnical

Sample Id: A31 100-150
Lab. Id: 220561
Projekt Energistyrelsen
Subject: A31
Date: 02-09-2022
Executed: PS/CRL
Remarks:

GEUS

Total Weight 105,7 g

Size Fractions

Sieve Analysis

	Size mm	Size Φ	Weight g	Weight %	Cumulated amount passing %
Gravel	16,00	-4,00	0,00	0,00	100,00
	8,00	-3,00	0,00	0,00	100,00
	4,00	-2,00	0,00	0,00	100,00
	2,80	-1,49	0,00	0,00	100,00
	2,00	-1,00	0,21	0,20	99,80
Sand	1,40	-0,49	0,51	0,48	99,32
	1,00	0,00	2,86	2,71	96,61
	0,710	0,49	8,29	7,84	88,77
	0,500	1,00	19,40	18,35	70,42
	0,355	1,49	20,13	19,04	51,37
	0,250	2,00	27,05	25,59	25,78
	0,180	2,47	16,87	15,96	9,82
	0,125	3,00	8,09	7,65	2,17
	0,090	3,47	0,77	0,73	1,44
	0,075	3,74	0,07	0,07	1,37
	0,063	3,99	0,07	0,07	1,31
	< 0,063	> 3,99	1,38	1,31	0,00

Size Classes (DGF-Bulletin 1 1988)

		Weight %
Silt and clay	(< 0,063 mm):	1,31
Sand, fine	(0,063 mm - 0,200 mm):	13,07
Sand, medium	(0,2 mm - 0,6 mm):	64,78
Sand, coarse	(0,6 mm - 2 mm):	20,65
Gravel	(> 2 mm):	0,20
Sum:		100,00

Moments Measures (Folk and Wards)

Percentile Amount in sieve	Percentile Amount passing	d(mm)	Φ
5%	95%	0,94	0,09
16%	84%	0,66	0,61
25%	75%	0,55	0,86
40%	60%	0,42	1,25
Median 50%	50%	0,35	1,52
75%	25%	0,25	2,02
84%	16%	0,21	2,27
90%	10%	0,18	2,47
95%	5%	0,15	2,78

Moments Statistics

Mean	1,47
Sorting	0,82
Skewness	-0,08
Kurtosis	0,95
Uniformity Coefficient	2,33

The analysis is executed according to DS 405.9 extended by sieves to the ½ phi scale

Size Classes and Percentiles are found by linear interpolation

Formulas

Mean (ϕ16%+ϕ84%+ϕ50%) / 3 (Folk and Ward 1957)

Sorting (ϕ84%-ϕ16%) / 4 + (ϕ95%-ϕ5%) / 6,6 (Folk and Ward 1957)

Kurtosis (ϕ95% - ϕ5%) / (2,44 * (ϕ75% - ϕ25%)) (Folk and Ward 1957)

Skewness (ϕ16%+ϕ84% - 2*ϕ50%) / (2*(ϕ84%-ϕ16%)) + (ϕ5%+ϕ95% - 2*ϕ50%) / (2*(ϕ95%-ϕ5%)) (Folk and Ward 1957)

Uniformity Coefficient (d60% / d10%) (dgf-Bulletin 1988)

Mean, sorting, skewness and kurtosis are based on "Amount in sieve". Uniformity coefficient is based on "Amount passing".

Øster Voldgade 10 1350 København K
Tel.: +45 38 14 20 00 Telefax: +45 38 14 20 50
Email: GEUS@geus.dk
www.geus.dk

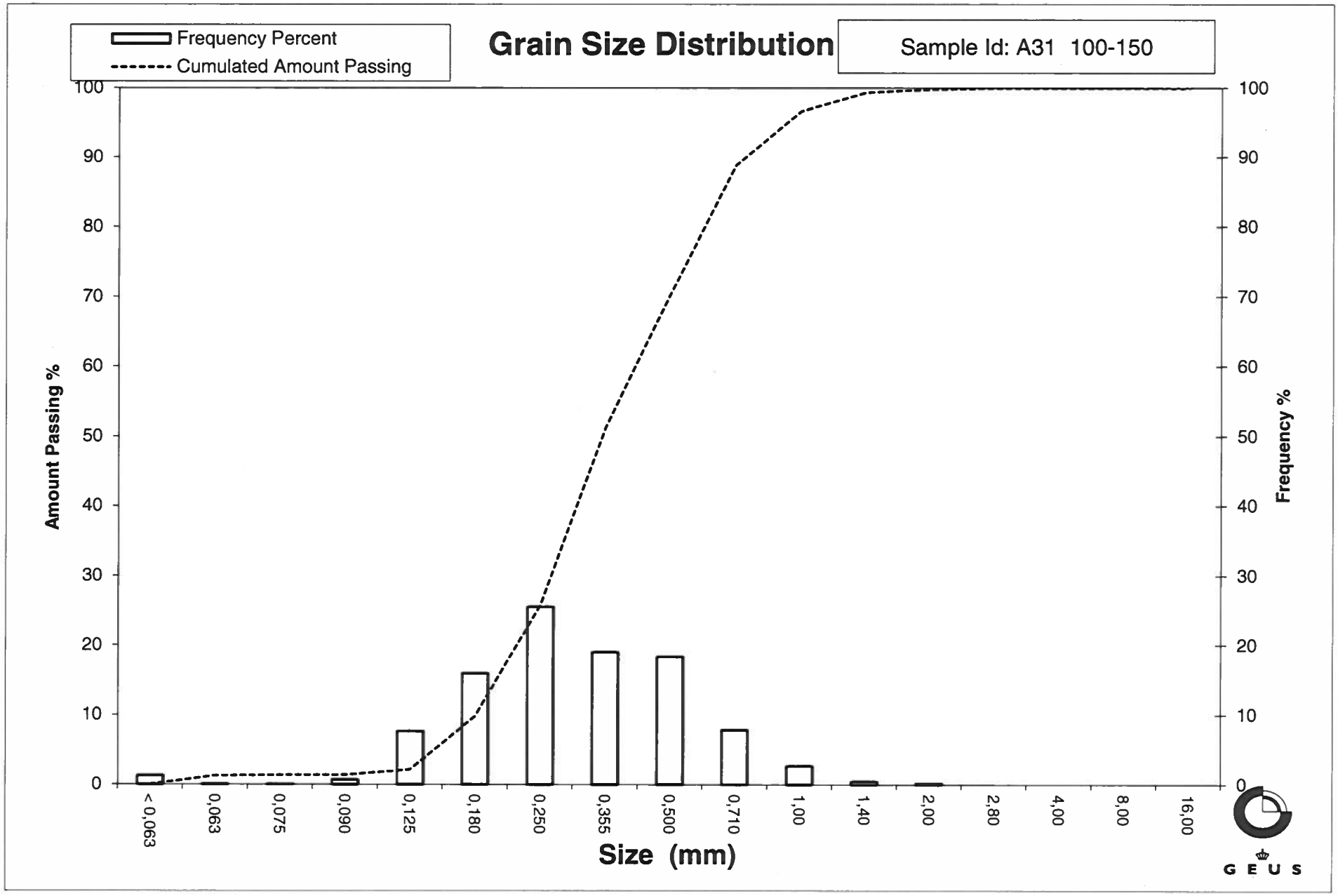
Frequency Percent
Cumulated Amount Passing
Grain Size Distribution
Sample Id: A31 100-150
Amount Passing %
Frequency %
100
90
80
70
60
50
40
30
20
10
0
< 0,063
0,063
0,075
0,090
0,125
0,180
0,250
0,355
0,500
0,710
1,00
1,40
2,00
2,80
4,00
8,00
16,00
Size (mm)
GEUS

Grain Size Distribution
Geotechnical

Sample Id: A31 200-250
Lab. Id: 220562
Projekt Energistyrelsen
Subject: A31
Date: 02-09-2022
Executed: PS/CRL
Remarks:

GEUS

Total Weight 103,9 g

Size Fractions

Sieve Analysis

	Size mm	Size Φ	Weight g	Weight %	Cumulated amount passing %
Gravel	16,00	-4,00	0,00	0,00	100,00
	8,00	-3,00	0,00	0,00	100,00
	4,00	-2,00	0,00	0,00	100,00
	2,80	-1,49	0,05	0,05	99,95
	2,00	-1,00	0,08	0,08	99,87
Sand	1,40	-0,49	0,33	0,32	99,56
	1,00	0,00	1,36	1,31	98,25
	0,710	0,49	4,95	4,76	93,48
	0,500	1,00	12,43	11,96	81,52
	0,355	1,49	22,26	21,42	60,10
	0,250	2,00	33,23	31,98	28,11
	0,180	2,47	22,28	21,44	6,67
	0,125	3,00	5,14	4,95	1,72
	0,090	3,47	0,49	0,47	1,25
	0,075	3,74	0,01	0,01	1,24
	0,063	3,99	0,04	0,04	1,20
	< 0,063	> 3,99	1,25	1,20	0,00

Size Classes (DGF-Bulletin 1 1988)

		Weight %
Silt and clay	(< 0,063 mm):	1,20
Sand, fine	(0,063 mm - 0,200 mm):	11,59
Sand, medium	(0,2 mm - 0,6 mm):	74,42
Sand, coarse	(0,6 mm - 2 mm):	12,66
Gravel	(> 2 mm):	0,13
Sum:		100,00

Moments Measures (Folk and Wards)

Percentile Amount in sieve	Percentile Amount passing	d(mm)	Φ
5%	95%	0,80	0,32
16%	84%	0,54	0,88
25%	75%	0,46	1,13
40%	60%	0,35	1,50
Median 50%	50%	0,32	1,64
75%	25%	0,24	2,06
84%	16%	0,21	2,25
90%	10%	0,19	2,39
95%	5%	0,16	2,63

Moments Statistics

Mean	1,59
Sorting	0,69
Skewness	-0,12
Kurtosis	1,02
Uniformity Coefficient	1,86

The analysis is executed according to DS 405.9 extended by sieves to the ½ phi scale

Size Classes and Percentiles are found by linear interpolation

Formulas

Mean (ϕ16%+ϕ84%+ϕ50%) / 3 (Folk and Ward 1957)

Sorting (ϕ84%-ϕ16%) / 4 + (ϕ95%-ϕ5%) / 6,6 (Folk and Ward 1957)

Kurtosis (ϕ95% - ϕ5%) / (2,44 * (ϕ75% - ϕ25%)) (Folk and Ward 1957)

Skewness (ϕ16%+ϕ84% - 2*ϕ50%) / (2*(ϕ84%-ϕ16%)) + (ϕ5%+ϕ95% - 2*ϕ50%) / (2*(ϕ95%-ϕ5%)) (Folk and Ward 1957)

Uniformity Coefficient (d60% / d10%) (dgf-Bulletin 1988)

Mean, sorting, skewness and kurtosis are based on "Amount in sieve". Uniformity coefficient is based on "Amount passing".

Øster Voldgade 10 1350 København K
Tel.: +45 38 14 20 00 Telefax: +45 38 14 20 50
Email: GEUS@geus.dk
www.geus.dk

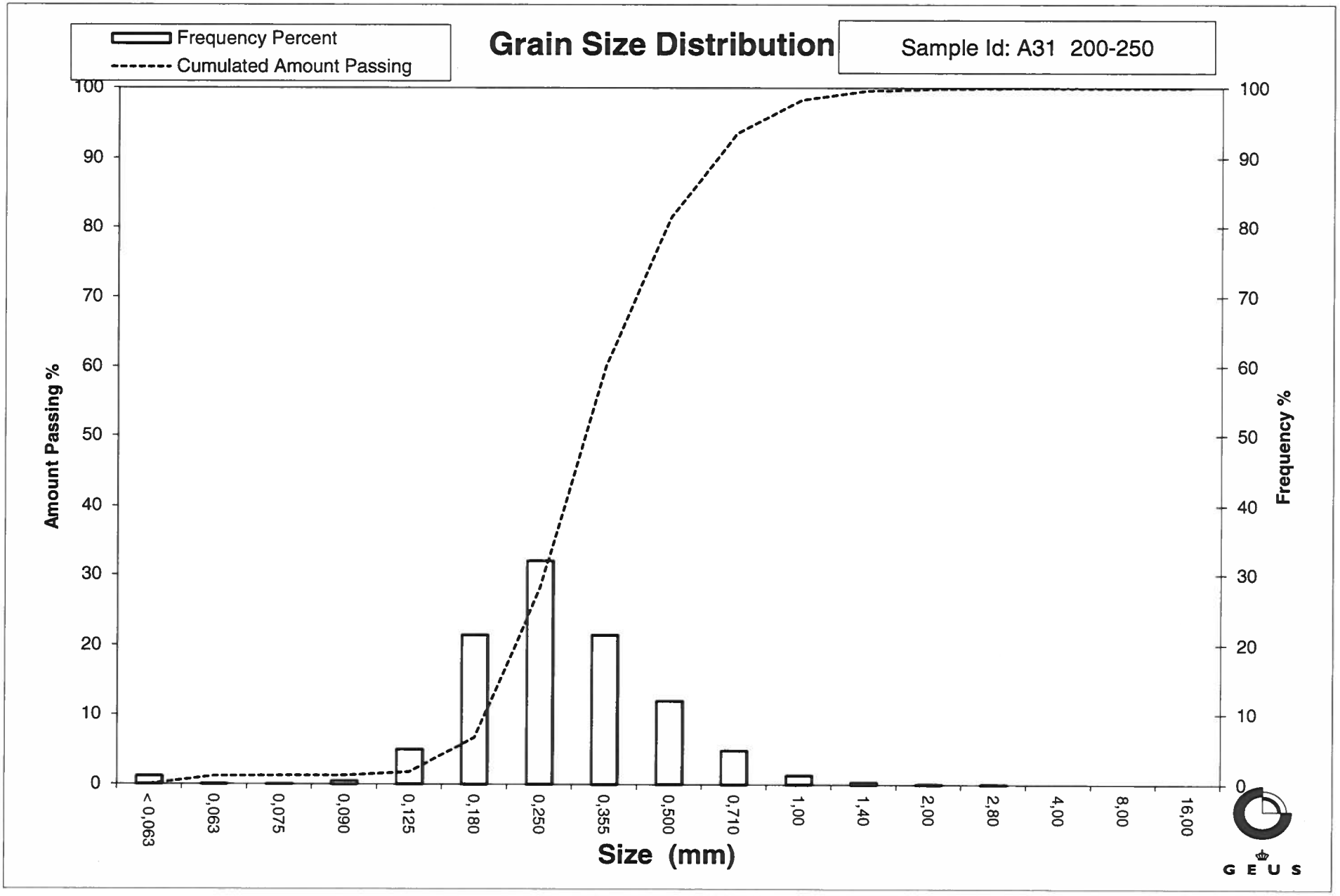
Frequency Percent
Cumulated Amount Passing
Grain Size Distribution
Sample Id: A31 200-250
Amount Passing %
Frequency %
100
90
80
70
60
50
40
30
20
10
0
< 0,063
0,063
0,075
0,090
0,125
0,180
0,250
0,355
0,500
0,710
1,00
1,40
2,00
2,80
4,00
8,00
16,00
Size (mm)
GEUS

Grain Size Distribution
Geotechnical

Sample Id: A31 300-350
Lab. Id: 220563
Projekt Energistyrelsen
Subject: A31
Date: 02-09-2022
Executed: PS/CRL
Remarks:

GEUS

Total Weight 112,52 g

Size Fractions

Sieve Analysis

	Size mm	Size Φ	Weight g	Weight %	Cumulated amount passing %
Gravel	16,00	-4,00	0,00	0,00	100,00
	8,00	-3,00	0,00	0,00	100,00
	4,00	-2,00	0,00	0,00	100,00
	2,80	-1,49	0,00	0,00	100,00
	2,00	-1,00	0,08	0,07	99,93
Sand	1,40	-0,49	0,27	0,24	99,69
	1,00	0,00	2,59	2,30	97,39
	0,710	0,49	6,23	5,54	91,85
	0,500	1,00	16,39	14,57	77,28
	0,355	1,49	19,26	17,12	60,17
	0,250	2,00	30,12	26,77	33,40
	0,180	2,47	23,54	20,92	12,48
	0,125	3,00	11,90	10,58	1,90
	0,090	3,47	0,87	0,77	1,13
	0,075	3,74	0,06	0,05	1,08
	0,063	3,99	0,04	0,04	1,04
	< 0,063	> 3,99	1,17	1,04	0,00

Size Classes (DGF-Bulletin 1 1988)

		Weight %
Silt and clay	(< 0,063 mm):	1,04
Sand, fine	(0,063 mm - 0,200 mm):	17,42
Sand, medium	(0,2 mm - 0,6 mm):	65,77
Sand, coarse	(0,6 mm - 2 mm):	15,71
Gravel	(> 2 mm):	0,07
Sum:		100,00

Moments Measures (Folk and Wards)

Percentile Amount in sieve	Percentile Amount passing	d(mm)	Φ
5%	95%	0,87	0,19
16%	84%	0,60	0,74
25%	75%	0,48	1,06
40%	60%	0,35	1,50
Median 50%	50%	0,32	1,67
75%	25%	0,22	2,17
84%	16%	0,19	2,38
90%	10%	0,17	2,58
95%	5%	0,14	2,83

Moments Statistics

Mean	1,60
Sorting	0,81
Skewness	-0,12
Kurtosis	0,97
Uniformity Coefficient	2,12

The analysis is executed according to DS 405.9 extended by sieves to the ½ phi scale

Size Classes and Percentiles are found by linear interpolation

Formulas

Mean (ϕ16%+ϕ84%+ϕ50%) / 3 (Folk and Ward 1957)

Sorting (ϕ84%-ϕ16%) / 4 + (ϕ95%-ϕ5%) / 6,6 (Folk and Ward 1957)

Kurtosis (ϕ95% - ϕ5%) / (2,44 * (ϕ75% - ϕ25%)) (Folk and Ward 1957)

Skewness (ϕ16%+ϕ84% - 2*ϕ50%) / (2*(ϕ84%-ϕ16%)) + (ϕ5%+ϕ95% - 2*ϕ50%) / (2*(ϕ95%-ϕ5%)) (Folk and Ward 1957)

Uniformity Coefficient (d60% / d10%) (dgf-Bulletin 1988)

Mean, sorting, skewness and kurtosis are based on "Amount in sieve". Uniformity coefficient is based on "Amount passing".

Øster Voldgade 10 1350 København K
Tel.: +45 38 14 20 00 Telefax: +45 38 14 20 50
Email: GEUS@geus.dk
www.geus.dk

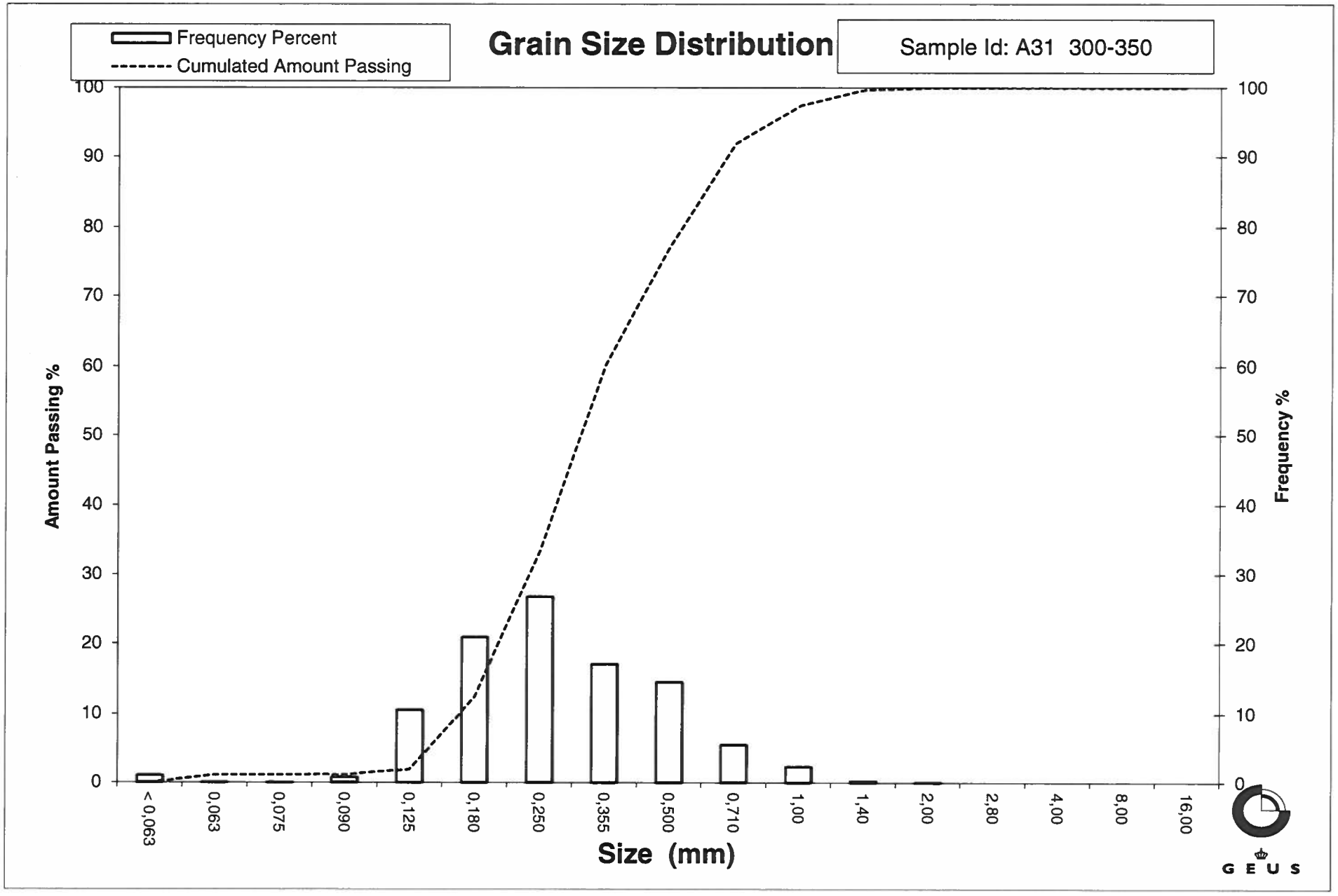
Frequency Percent
Cumulated Amount Passing
Grain Size Distribution
Sample Id: A31 300-350
Amount Passing %
Frequency %
100
90
80
70
60
50
40
30
20
10
0
< 0,063
0,063
0,075
0,090
0,125
0,180
0,250
0,355
0,500
0,710
1,00
1,40
2,00
2,80
4,00
8,00
16,00
Size (mm)
GEUS

Grain Size Distribution
Geotechnical

Sample Id: A32 0-50
Lab. Id: 220564
Projekt Energistyrelsen
Subject: A32
Date: 02-09-2022
Executed: PS/CRL
Remarks:

GEUS

Total Weight 100,63 g

Size Fractions

Sieve Analysis

	Size mm	Size Φ	Weight g	Weight %	Cumulated amount passing %
Gravel	16,00	-4,00	0,00	0,00	100,00
	8,00	-3,00	0,00	0,00	100,00
	4,00	-2,00	0,00	0,00	100,00
	2,80	-1,49	0,00	0,00	100,00
	2,00	-1,00	0,00	0,00	100,00
Sand	1,40	-0,49	0,13	0,13	99,87
	1,00	0,00	0,27	0,27	99,60
	0,710	0,49	0,91	0,90	98,70
	0,500	1,00	2,40	2,38	96,31
	0,355	1,49	8,87	8,81	87,50
	0,250	2,00	28,13	27,95	59,54
	0,180	2,47	37,11	36,88	22,67
	0,125	3,00	17,99	17,88	4,79
	0,090	3,47	3,00	2,98	1,81
	0,075	3,74	0,17	0,17	1,64
	0,063	3,99	0,29	0,29	1,35
	< 0,063	> 3,99	1,36	1,35	0,00

Size Classes (DGF-Bulletin 1 1988)

		Weight %
Silt and clay	(< 0,063 mm):	1,35
Sand, fine	(0,063 mm - 0,200 mm):	31,85
Sand, medium	(0,2 mm - 0,6 mm):	64,25
Sand, coarse	(0,6 mm - 2 mm):	2,55
Gravel	(> 2 mm):	0,00
Sum:		100,00

Moments Measures (Folk and Wards)

Percentile Amount in sieve	Percentile Amount passing	d(mm)	Φ
5%	95%	0,48	1,06
16%	84%	0,34	1,55
25%	75%	0,31	1,70
40%	60%	0,25	1,99
Median 50%	50%	0,23	2,11
75%	25%	0,18	2,44
84%	16%	0,16	2,65
90%	10%	0,14	2,83
95%	5%	0,13	2,99

Moments Statistics

Mean	2,10
Sorting	0,57
Skewness	-0,05
Kurtosis	1,07
Uniformity Coefficient	1,78

The analysis is executed according to DS 405.9 extended by sieves to the ½ phi scale

Size Classes and Percentiles are found by linear interpolation

Formulas

Mean (ϕ16%+ϕ84%+ϕ50%) / 3 (Folk and Ward 1957)

Sorting (ϕ84%-ϕ16%) / 4 + (ϕ95%-ϕ5%) / 6,6 (Folk and Ward 1957)

Kurtosis (ϕ95% - ϕ5%) / (2,44 * (ϕ75% - ϕ25%)) (Folk and Ward 1957)

Skewness (ϕ16%+ϕ84% - 2*ϕ50%) / (2*(ϕ84%-ϕ16%)) + (ϕ5%+ϕ95% - 2*ϕ50%) / (2*(ϕ95%-ϕ5%)) (Folk and Ward 1957)

Uniformity Coefficient (d60% / d10%) (dgf-Bulletin 1988)

Mean, sorting, skewness and kurtosis are based on "Amount in sieve". Uniformity coefficient is based on "Amount passing".

Øster Voldgade 10 1350 København K
Tel.: +45 38 14 20 00 Telefax: +45 38 14 20 50
Email: GEUS@geus.dk
www.geus.dk

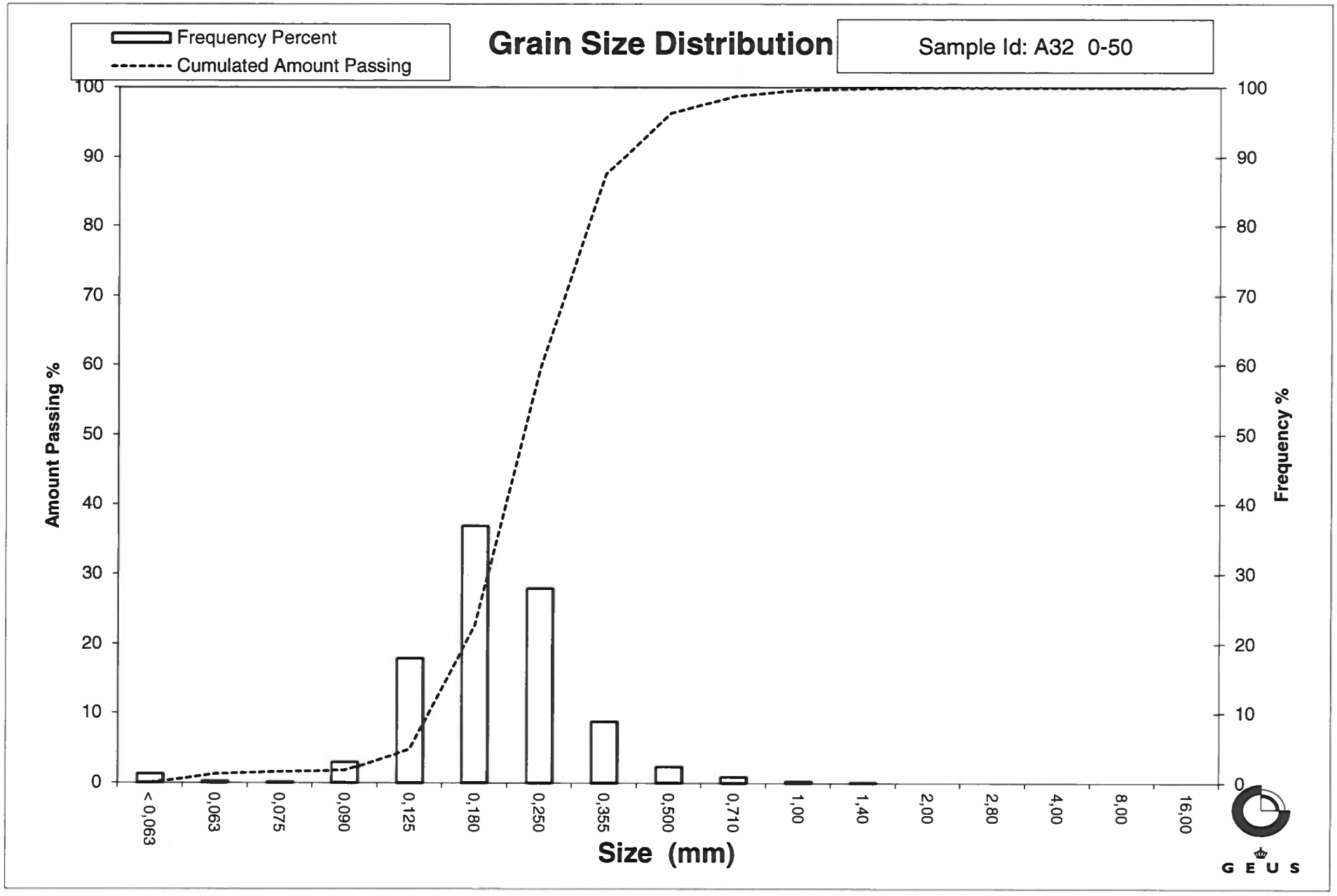
Frequency Percent
Cumulated Amount Passing
Grain Size Distribution
Sample Id: A32 0-50
Amount Passing %
Frequency %
100
90
80
70
60
50
40
30
20
10
0
< 0,063
0,063
0,075
0,090
0,125
0,180
0,250
0,355
0,500
0,710
1,00
1,40
2,00
2,80
4,00
8,00
16,00
Size (mm)
GEUS

Grain Size Distribution
Geotechnical

Sample Id: A32 86-106
Lab. Id: 220565
Projekt Energistyrelsen
Subject: A32
Date: 02-09-2022
Executed: PS/CRL
Remarks: >1,4mm består af skaller

GEUS

Total Weight 95,08 g

Size Fractions

Sieve Analysis

	Size mm	Size Φ	Weight g	Weight %	Cumulated amount passing %
Gravel	16,00	-4,00	0,00	0,00	100,00
	8,00	-3,00	0,00	0,00	100,00
	4,00	-2,00	0,13	0,14	99,86
	2,80	-1,49	0,00	0,00	99,86
	2,00	-1,00	0,06	0,06	99,80
Sand	1,40	-0,49	0,01	0,01	99,79
	1,00	0,00	0,16	0,17	99,62
	0,710	0,49	0,34	0,36	99,26
	0,500	1,00	0,64	0,67	98,59
	0,355	1,49	0,95	1,00	97,59
	0,250	2,00	0,28	0,29	97,30
	0,180	2,47	8,66	9,11	88,19
	0,125	3,00	46,00	48,38	39,81
	0,090	3,47	24,10	25,35	14,46
	0,075	3,74	1,72	1,81	12,65
	0,063	3,99	0,64	0,67	11,98
	< 0,063	> 3,99	11,39	11,98	0,00

Size Classes (DGF-Bulletin 1 1988)

		Weight %
Silt and clay	(< 0,063 mm):	11,98
Sand, fine	(0,063 mm - 0,200 mm):	78,81
Sand, medium	(0,2 mm - 0,6 mm):	8,12
Sand, coarse	(0,6 mm - 2 mm):	0,89
Gravel	(> 2 mm):	0,20
Sum:		100,00

Moments Measures (Folk and Wards)

Percentile Amount in sieve	Percentile Amount passing	d(mm)	Φ
5%	95%	0,23	2,11
16%	84%	0,18	2,51
25%	75%	0,17	2,60
40%	60%	0,15	2,76
Median 50%	50%	0,14	2,87
75%	25%	0,10	3,26
84%	16%	0,09	3,44
90%	10%	-------	-------
95%	5%	-------	-------

Moments Statistics

Mean	2,94
Sorting	-------
Skewness	-------
Kurtosis	-------
Uniformity Coefficient	-------

The analysis is executed according to DS 405.9 extended by sieves to the ½ phi scale

Size Classes and Percentiles are found by linear interpolation

Formulas

Mean (ϕ16%+ϕ84%+ϕ50%) / 3 (Folk and Ward 1957)

Sorting (ϕ84%-ϕ16%) / 4 + (ϕ95%-ϕ5%) / 6,6 (Folk and Ward 1957)

Kurtosis (ϕ95% - ϕ5%) / (2,44 * (ϕ75% - ϕ25%)) (Folk and Ward 1957)

Skewness (ϕ16%+ϕ84% - 2*ϕ50%) / (2*(ϕ84%-ϕ16%)) + (ϕ5%+ϕ95% - 2*ϕ50%) / (2*(ϕ95%-ϕ5%)) (Folk and Ward 1957)

Uniformity Coefficient (d60% / d10%) (dgf-Bulletin 1988)

Mean, sorting, skewness and kurtosis are based on "Amount in sieve". Uniformity coefficient is based on "Amount passing".

Øster Voldgade 10 1350 København K
Tel.: +45 38 14 20 00 Telefax: +45 38 14 20 50
Email: GEUS@geus.dk
www.geus.dk

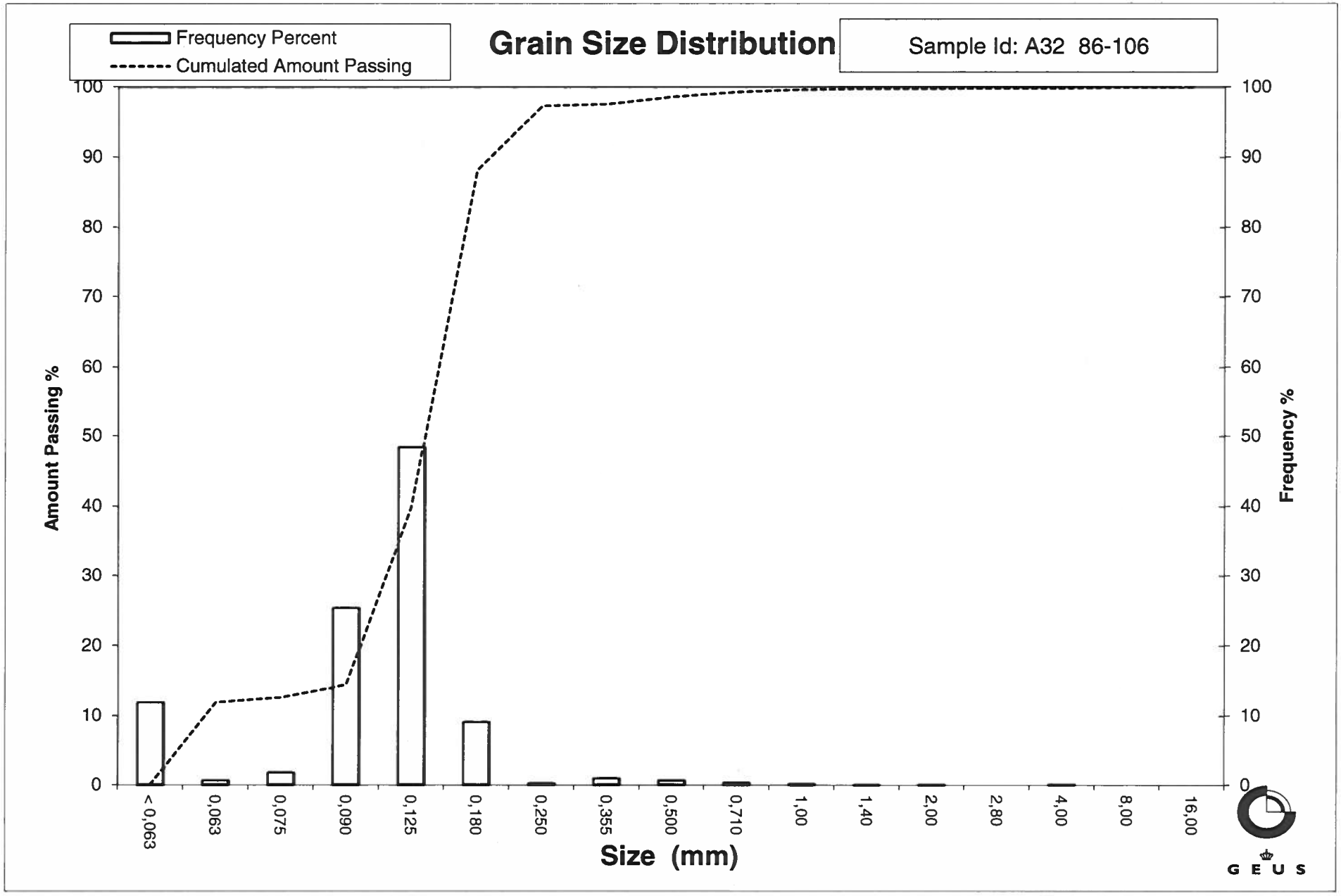
Frequency Percent
Cumulated Amount Passing
Grain Size Distribution
Sample Id: A32 86-106
Amount Passing %
Frequency %
100
90
80
70
60
50
40
30
20
10
0
< 0,063
0,063
0,075
0,090
0,125
0,180
0,250
0,355
0,500
0,710
1,00
1,40
2,00
2,80
4,00
8,00
16,00
Size (mm)
GEUS

Grain Size Distribution
Geotechnical

Sample Id: A33 0-50
Lab. Id: 220566
Projekt Energistyrelsen
Subject: A33
Date: 02-09-2022
Executed: PS/CRL
Remarks:

GEUS

Total Weight 92,32 g

Size Fractions

Sieve Analysis

	Size mm	Size Φ	Weight g	Weight %	Cumulated amount passing %
Gravel	16,00	-4,00	0,00	0,00	100,00
	8,00	-3,00	0,00	0,00	100,00
	4,00	-2,00	0,00	0,00	100,00
	2,80	-1,49	0,00	0,00	100,00
	2,00	-1,00	0,00	0,00	100,00
Sand	1,40	-0,49	0,00	0,00	100,00
	1,00	0,00	0,10	0,11	99,89
	0,710	0,49	0,40	0,43	99,46
	0,500	1,00	0,99	1,07	98,39
	0,355	1,49	3,24	3,51	94,88
	0,250	2,00	9,70	10,51	84,37
	0,180	2,47	23,05	24,97	59,40
	0,125	3,00	34,12	36,96	22,44
	0,090	3,47	12,65	13,70	8,74
	0,075	3,74	0,95	1,03	7,71
	0,063	3,99	1,44	1,56	6,15
	< 0,063	> 3,99	5,68	6,15	0,00

Size Classes (DGF-Bulletin 1 1988)

		Weight %
Silt and clay	(< 0,063 mm):	6,15
Sand, fine	(0,063 mm - 0,200 mm):	60,38
Sand, medium	(0,2 mm - 0,6 mm):	32,36
Sand, coarse	(0,6 mm - 2 mm):	1,10
Gravel	(> 2 mm):	0,00
Sum:		100,00

Moments Measures (Folk and Wards)

Percentile Amount in sieve	Percentile Amount passing	d(mm)	Φ
5%	95%	0,36	1,47
16%	84%	0,25	2,01
25%	75%	0,22	2,16
40%	60%	0,18	2,46
Median 50%	50%	0,17	2,59
75%	25%	0,13	2,96
84%	16%	0,11	3,20
90%	10%	0,09	3,42
95%	5%	-------	-------

Moments Statistics

Mean	2,60
Sorting	-------
Skewness	-------
Kurtosis	-------
Uniformity Coefficient	1,95

The analysis is executed according to DS 405.9 extended by sieves to the ½ phi scale

Size Classes and Percentiles are found by linear interpolation

Formulas

Mean (ϕ16%+ϕ84%+ϕ50%) / 3 (Folk and Ward 1957)

Sorting (ϕ84%-ϕ16%) / 4 + (ϕ95%-ϕ5%) / 6,6 (Folk and Ward 1957)

Kurtosis (ϕ95% - ϕ5%) / (2,44 * (ϕ75% - ϕ25%)) (Folk and Ward 1957)

Skewness (ϕ16%+ϕ84% - 2*ϕ50%) / (2*(ϕ84%-ϕ16%)) + (ϕ5%+ϕ95% - 2*ϕ50%) / (2*(ϕ95%-ϕ5%)) (Folk and Ward 1957)

Uniformity Coefficient (d60% / d10%) (dgf-Bulletin 1988)

Mean, sorting, skewness and kurtosis are based on "Amount in sieve". Uniformity coefficient is based on "Amount passing".

Øster Voldgade 10 1350 København K
Tel.: +45 38 14 20 00 Telefax: +45 38 14 20 50
Email: GEUS@geus.dk
www.geus.dk

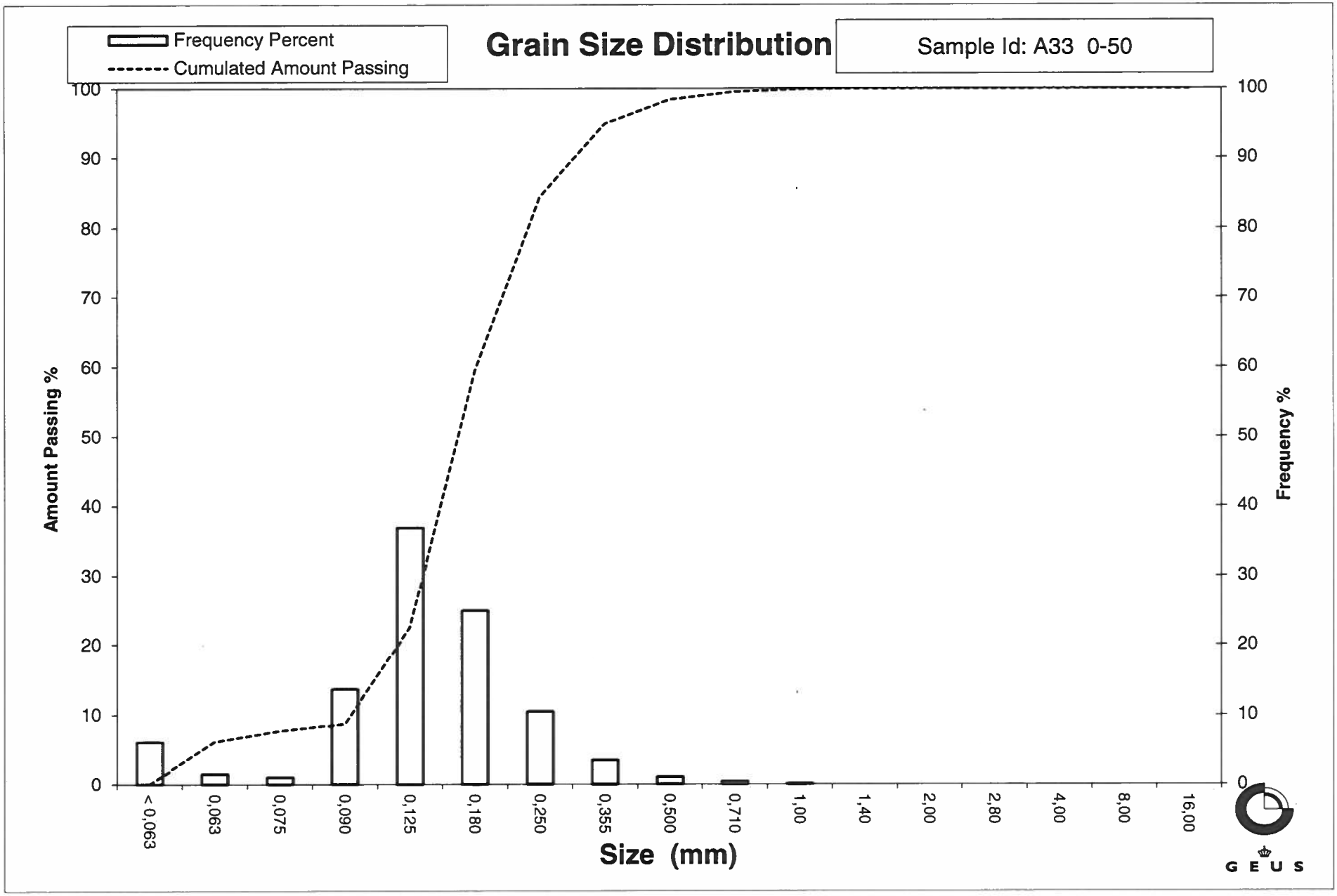
Frequency Percent
Cumulated Amount Passing
Grain Size Distribution
Sample Id: A33 0-50
Amount Passing %
Frequency %
100
90
80
70
60
50
40
30
20
10
0
< 0,063
0,063
0,075
0,090
0,125
0,180
0,250
0,355
0,500
0,710
1,00
1,40
2,00
2,80
4,00
8,00
16,00
Size (mm)
GEUS

Grain Size Distribution
Geotechnical

Sample Id: A33 100-150
Lab. Id: 220567
Projekt Energistyrelsen
Subject: A33
Date: 02-09-2022
Executed: PS/CRL
Remarks: >2mm består af skaller

GEUS

Total Weight 93,48 g

Size Fractions

Sieve Analysis

	Size mm	Size Φ	Weight g	Weight %	Cumulated amount passing %
Gravel	16,00	-4,00	0,00	0,00	100,00
	8,00	-3,00	0,00	0,00	100,00
	4,00	-2,00	0,17	0,18	99,82
	2,80	-1,49	0,05	0,05	99,76
	2,00	-1,00	0,01	0,01	99,75
Sand	1,40	-0,49	0,04	0,04	99,71
	1,00	0,00	0,14	0,15	99,56
	0,710	0,49	0,35	0,37	99,19
	0,500	1,00	1,04	1,11	98,07
	0,355	1,49	2,33	2,49	95,58
	0,250	2,00	7,22	7,72	87,86
	0,180	2,47	15,45	16,53	71,33
	0,125	3,00	40,98	43,84	27,49
	0,090	3,47	15,37	16,44	11,05
	0,075	3,74	1,58	1,69	9,36
	0,063	3,99	1,84	1,97	7,39
	< 0,063	> 3,99	6,91	7,39	0,00

Size Classes (DGF-Bulletin 1 1988)

		Weight %
Silt and clay	(< 0,063 mm):	7,39
Sand, fine	(0,063 mm - 0,200 mm):	68,66
Sand, medium	(0,2 mm - 0,6 mm):	22,55
Sand, coarse	(0,6 mm - 2 mm):	1,15
Gravel	(> 2 mm):	0,25
Sum:		100,00

Moments Measures (Folk and Wards)

Percentile Amount in sieve	Percentile Amount passing	d(mm)	Φ
5%	95%	0,35	1,53
16%	84%	0,23	2,10
25%	75%	0,20	2,35
40%	60%	0,17	2,59
Median 50%	50%	0,15	2,71
75%	25%	0,12	3,06
84%	16%	0,10	3,31
90%	10%	0,08	3,63
95%	5%	-------	-------

Moments Statistics

Mean	2,71
Sorting	-------
Skewness	-------
Kurtosis	-------
Uniformity Coefficient	2,05

The analysis is executed according to DS 405.9 extended by sieves to the ½ phi scale

Size Classes and Percentiles are found by linear interpolation

Formulas

Mean (ϕ16%+ϕ84%+ϕ50%) / 3 (Folk and Ward 1957)

Sorting (ϕ84%-ϕ16%) / 4 + (ϕ95%-ϕ5%) / 6,6 (Folk and Ward 1957)

Kurtosis (ϕ95% - ϕ5%) / (2,44 * (ϕ75% - ϕ25%)) (Folk and Ward 1957)

Skewness (ϕ16%+ϕ84% - 2*ϕ50%) / (2*(ϕ84%-ϕ16%)) + (ϕ5%+ϕ95% - 2*ϕ50%) / (2*(ϕ95%-ϕ5%)) (Folk and Ward 1957)

Uniformity Coefficient (d60% / d10%) (dgf-Bulletin 1988)

Mean, sorting, skewness and kurtosis are based on "Amount in sieve". Uniformity coefficient is based on "Amount passing".

Øster Voldgade 10 1350 København K
Tel.: +45 38 14 20 00 Telefax: +45 38 14 20 50
Email: GEUS@geus.dk
www.geus.dk

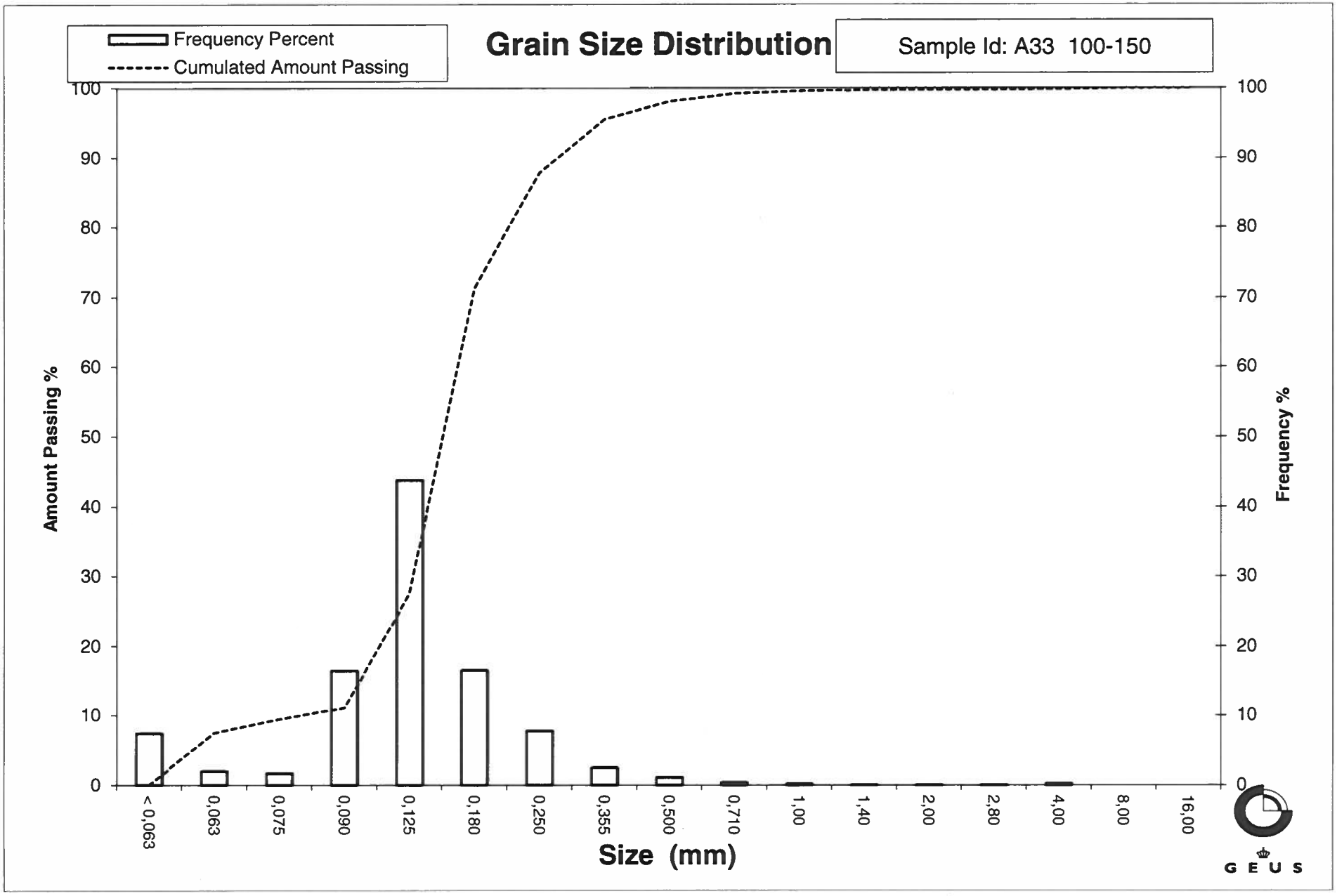
Frequency Percent
Cumulated Amount Passing
Grain Size Distribution
Sample Id: A33 100-150
Amount Passing %
Frequency %
100
90
80
70
60
50
40
30
20
10
0
< 0,063
0,063
0,075
0,090
0,125
0,180
0,250
0,355
0,500
0,710
1,00
1,40
2,00
2,80
4,00
8,00
16,00
Size (mm)
GEUS

Grain Size Distribution
Geotechnical

Sample Id: A33 200-250
Lab. Id: 220568
Projekt Energistyrelsen
Subject: A33
Date: 02-09-2022
Executed: PS/CRL
Remarks: >1,4mm består af skaller

GEUS

Total Weight 91,84 g

Size Fractions

Sieve Analysis

	Size mm	Size Φ	Weight g	Weight %	Cumulated amount passing %
Gravel	16,00	-4,00	0,00	0,00	100,00
	8,00	-3,00	0,00	0,00	100,00
	4,00	-2,00	0,01	0,01	99,99
	2,80	-1,49	0,00	0,00	99,99
	2,00	-1,00	0,05	0,05	99,93
Sand	1,40	-0,49	0,02	0,02	99,91
	1,00	0,00	0,12	0,13	99,78
	0,710	0,49	0,36	0,39	99,39
	0,500	1,00	0,54	0,59	98,80
	0,355	1,49	1,23	1,34	97,46
	0,250	2,00	3,63	3,95	93,51
	0,180	2,47	13,27	14,45	79,06
	0,125	3,00	35,28	38,41	40,65
	0,090	3,47	20,09	21,88	18,77
	0,075	3,74	1,90	2,07	16,70
	0,063	3,99	2,39	2,60	14,10
	< 0,063	> 3,99	12,95	14,10	0,00

Size Classes (DGF-Bulletin 1 1988)

		Weight %
Silt and clay	(< 0,063 mm):	14,10
Sand, fine	(0,063 mm - 0,200 mm):	69,09
Sand, medium	(0,2 mm - 0,6 mm):	15,89
Sand, coarse	(0,6 mm - 2 mm):	0,85
Gravel	(> 2 mm):	0,07
Sum:		100,00

Moments Measures (Folk and Wards)

Percentile Amount in sieve	Percentile Amount passing	d(mm)	Φ
5%	95%	0,29	1,79
16%	84%	0,20	2,29
25%	75%	0,17	2,52
40%	60%	0,15	2,71
Median 50%	50%	0,14	2,85
75%	25%	0,10	3,32
84%	16%	0,07	3,80
90%	10%	-------	-------
95%	5%	-------	-------

Moments Statistics

Mean	2,98
Sorting	-------
Skewness	-------
Kurtosis	-------
Uniformity Coefficient	-------

The analysis is executed according to DS 405.9 extended by sieves to the ½ phi scale

Size Classes and Percentiles are found by linear interpolation

Formulas

Mean (ϕ16%+ϕ84%+ϕ50%) / 3 (Folk and Ward 1957)

Sorting (ϕ84%-ϕ16%) / 4 + (ϕ95%-ϕ5%) / 6,6 (Folk and Ward 1957)

Kurtosis (ϕ95% - ϕ5%) / (2,44 * (ϕ75% - ϕ25%)) (Folk and Ward 1957)

Skewness (ϕ16%+ϕ84% - 2*ϕ50%) / (2*(ϕ84%-ϕ16%)) + (ϕ5%+ϕ95% - 2*ϕ50%) / (2*(ϕ95%-ϕ5%)) (Folk and Ward 1957)

Uniformity Coefficient (d60% / d10%) (dgf-Bulletin 1988)

Mean, sorting, skewness and kurtosis are based on "Amount in sieve". Uniformity coefficient is based on "Amount passing".

Øster Voldgade 10 1350 København K
Tel.: +45 38 14 20 00 Telefax: +45 38 14 20 50
Email: GEUS@geus.dk
www.geus.dk

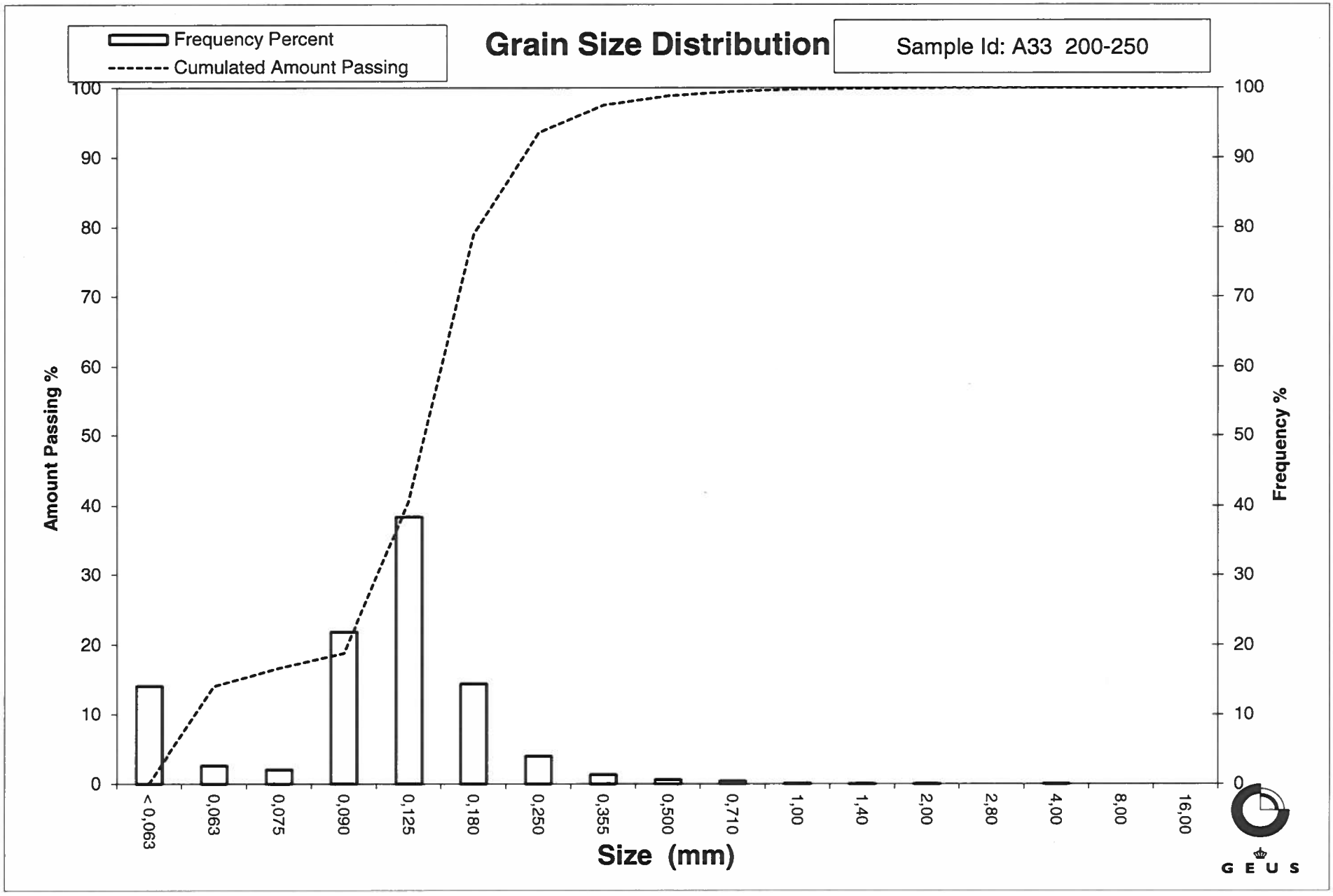
Frequency Percent
Cumulated Amount Passing
Grain Size Distribution
Sample Id: A33 200-250
Amount Passing %
Frequency %
100
90
80
70
60
50
40
30
20
10
0
< 0,063
0,063
0,075
0,090
0,125
0,180
0,250
0,355
0,500
0,710
1,00
1,40
2,00
2,80
4,00
8,00
16,00
Size (mm)
GEUS

Grain Size Distribution
Geotechnical

Sample Id: A33 300-350
Lab. Id: 220569
Projekt Energistyrelsen
Subject: A33
Date: 02-09-2022
Executed: PS/CRL
Remarks: >4mm består af skaller

GEUS

Total Weight 89,79 g

Size Fractions

Sieve Analysis

	Size mm	Size Φ	Weight g	Weight %	Cumulated amount passing %
Gravel	16,00	-4,00	0,00	0,00	100,00
	8,00	-3,00	0,00	0,00	100,00
	4,00	-2,00	0,06	0,07	99,93
	2,80	-1,49	0,00	0,00	99,93
	2,00	-1,00	0,01	0,01	99,92
Sand	1,40	-0,49	0,03	0,03	99,89
	1,00	0,00	0,32	0,36	99,53
	0,710	0,49	0,41	0,46	99,08
	0,500	1,00	0,58	0,65	98,43
	0,355	1,49	0,60	0,67	97,76
	0,250	2,00	1,07	1,19	96,57
	0,180	2,47	4,20	4,68	91,89
	0,125	3,00	33,16	36,93	54,96
	0,090	3,47	26,25	29,23	25,73
	0,075	3,74	2,67	2,97	22,75
	0,063	3,99	2,81	3,13	19,62
	< 0,063	> 3,99	17,62	19,62	0,00

Size Classes (DGF-Bulletin 1 1988)

		Weight %
Silt and clay	(< 0,063 mm):	19,62
Sand, fine	(0,063 mm - 0,200 mm):	73,61
Sand, medium	(0,2 mm - 0,6 mm):	5,51
Sand, coarse	(0,6 mm - 2 mm):	1,18
Gravel	(> 2 mm):	0,08
Sum:		100,00

Moments Measures (Folk and Wards)

Percentile Amount in sieve	Percentile Amount passing	d(mm)	Φ
5%	95%	0,23	2,14
16%	84%	0,17	2,57
25%	75%	0,15	2,69
40%	60%	0,13	2,92
Median 50%	50%	0,12	3,07
75%	25%	0,09	3,53
84%	16%	-------	-------
90%	10%	-------	-------
95%	5%	-------	-------

Moments Statistics

Mean	2,82
Sorting	-------
Skewness	-------
Kurtosis	-------
Uniformity Coefficient	-------

The analysis is executed according to DS 405.9 extended by sieves to the ½ phi scale

Size Classes and Percentiles are found by linear interpolation

Formulas

Mean (ϕ16%+ϕ84%+ϕ50%) / 3 (Folk and Ward 1957)

Sorting (ϕ84%-ϕ16%) / 4 + (ϕ95%-ϕ5%) / 6,6 (Folk and Ward 1957)

Kurtosis (ϕ95% - ϕ5%) / (2,44 * (ϕ75% - ϕ25%)) (Folk and Ward 1957)

Skewness (ϕ16%+ϕ84% - 2*ϕ50%) / (2*(ϕ84%-ϕ16%)) + (ϕ5%+ϕ95% - 2*ϕ50%) / (2*(ϕ95%-ϕ5%)) (Folk and Ward 1957)

Uniformity Coefficient (d60% / d10%) (dgf-Bulletin 1988)

Mean, sorting, skewness and kurtosis are based on "Amount in sieve". Uniformity coefficient is based on "Amount passing".

Øster Voldgade 10 1350 København K
Tel.: +45 38 14 20 00 Telefax: +45 38 14 20 50
Email: GEUS@geus.dk
www.geus.dk

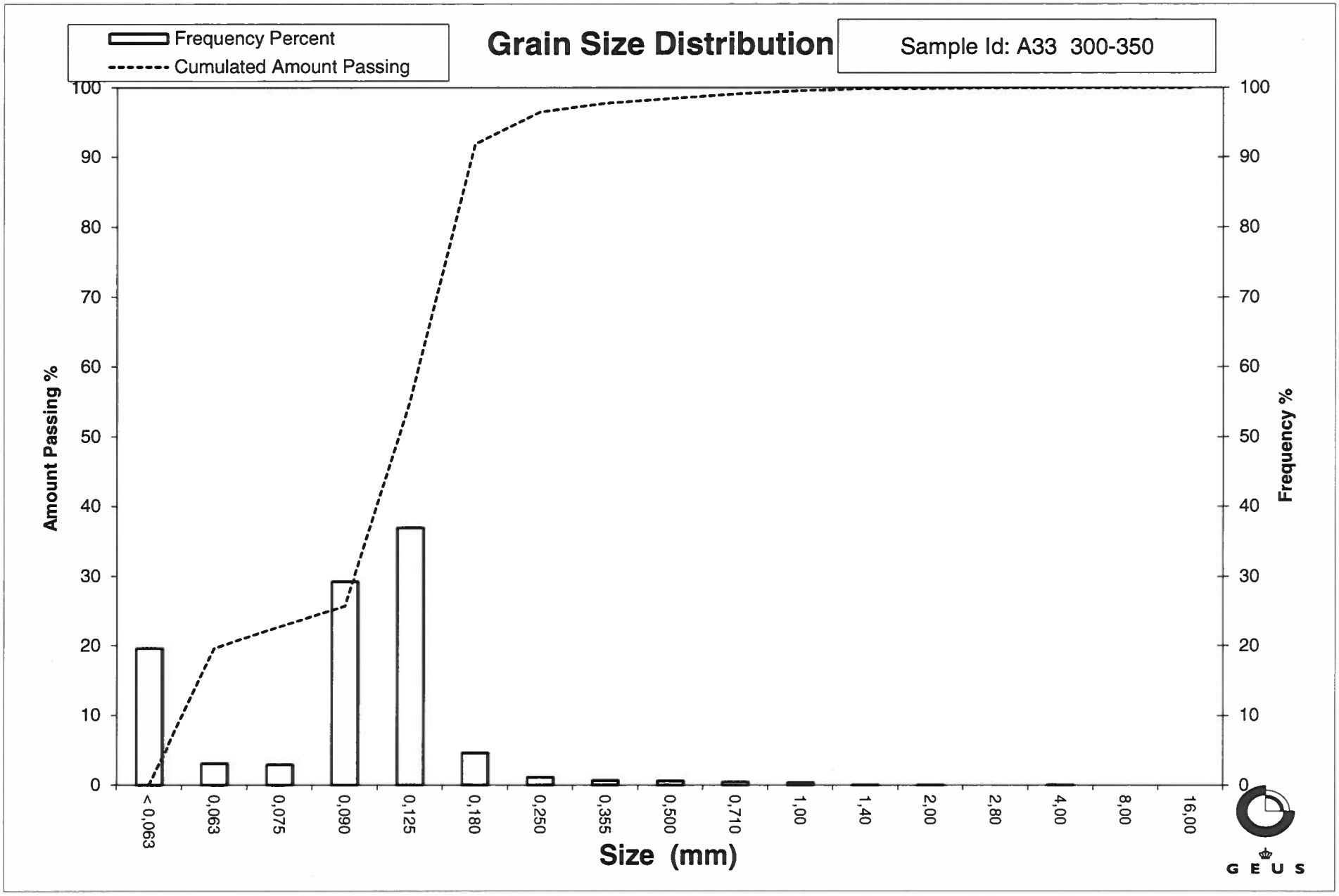
Frequency Percent
Cumulated Amount Passing
Grain Size Distribution
Sample Id: A33 300-350
Amount Passing %
Frequency %
100
90
80
70
60
50
40
30
20
10
0
< 0,063
0,063
0,075
0,090
0,125
0,180
0,250
0,355
0,500
0,710
1,00
1,40
2,00
2,80
4,00
8,00
16,00
Size (mm)
GEUS

Grain Size Distribution
Geotechnical

Sample Id: A35 25-45
Lab. Id: 220570
Projekt Energistyrelsen
Subject: A35
Date: 02-09-2022
Executed: PS/CRL
Remarks: >4mm heraf 0,1g skaller

GEUS

Total Weight 90,57 g

Size Fractions

Sieve Analysis

	Size mm	Size Φ	Weight g	Weight %	Cumulated amount passing %
Gravel	16,00	-4,00	0,00	0,00	100,00
	8,00	-3,00	0,00	0,00	100,00
	4,00	-2,00	0,20	0,22	99,78
	2,80	-1,49	0,06	0,07	99,71
	2,00	-1,00	0,07	0,08	99,64
Sand	1,40	-0,49	0,06	0,07	99,57
	1,00	0,00	0,21	0,23	99,34
	0,710	0,49	0,48	0,53	98,81
	0,500	1,00	0,35	0,39	98,42
	0,355	1,49	0,67	0,74	97,68
	0,250	2,00	1,28	1,41	96,27
	0,180	2,47	8,34	9,21	87,06
	0,125	3,00	36,95	40,80	46,26
	0,090	3,47	28,09	31,01	15,25
	0,075	3,74	1,98	2,19	13,06
	0,063	3,99	0,84	0,93	12,13
	< 0,063	> 3,99	10,99	12,13	0,00

Size Classes (DGF-Bulletin 1 1988)

		Weight %
Silt and clay	(< 0,063 mm):	12,13
Sand, fine	(0,063 mm - 0,200 mm):	77,56
Sand, medium	(0,2 mm - 0,6 mm):	8,91
Sand, coarse	(0,6 mm - 2 mm):	1,03
Gravel	(> 2 mm):	0,36
Sum:		100,00

Moments Measures (Folk and Wards)

Percentile Amount in sieve	Percentile Amount passing	d(mm)	Φ
5%	95%	0,24	2,06
16%	84%	0,18	2,51
25%	75%	0,16	2,61
40%	60%	0,14	2,80
Median 50%	50%	0,13	2,94
75%	25%	0,10	3,31
84%	16%	0,09	3,46
90%	10%	-------	-------
95%	5%	-------	-------

Moments Statistics

Mean	2,97
Sorting	-------
Skewness	-------
Kurtosis	-------
Uniformity Coefficient	-------

The analysis is executed according to DS 405.9 extended by sieves to the ½ phi scale

Size Classes and Percentiles are found by linear interpolation

Formulas

Mean (ϕ16%+ϕ84%+ϕ50%) / 3 (Folk and Ward 1957)

Sorting (ϕ84%-ϕ16%) / 4 + (ϕ95%-ϕ5%) / 6,6 (Folk and Ward 1957)

Kurtosis (ϕ95% - ϕ5%) / (2,44 * (ϕ75% - ϕ25%)) (Folk and Ward 1957)

Skewness (ϕ16%+ϕ84% - 2*ϕ50%) / (2*(ϕ84%-ϕ16%)) + (ϕ5%+ϕ95% - 2*ϕ50%) / (2*(ϕ95%-ϕ5%)) (Folk and Ward 1957)

Uniformity Coefficient (d60% / d10%) (dgf-Bulletin 1988)

Mean, sorting, skewness and kurtosis are based on "Amount in sieve". Uniformity coefficient is based on "Amount passing".

Øster Voldgade 10 1350 København K
Tel.: +45 38 14 20 00 Telefax: +45 38 14 20 50
Email: GEUS@geus.dk
www.geus.dk

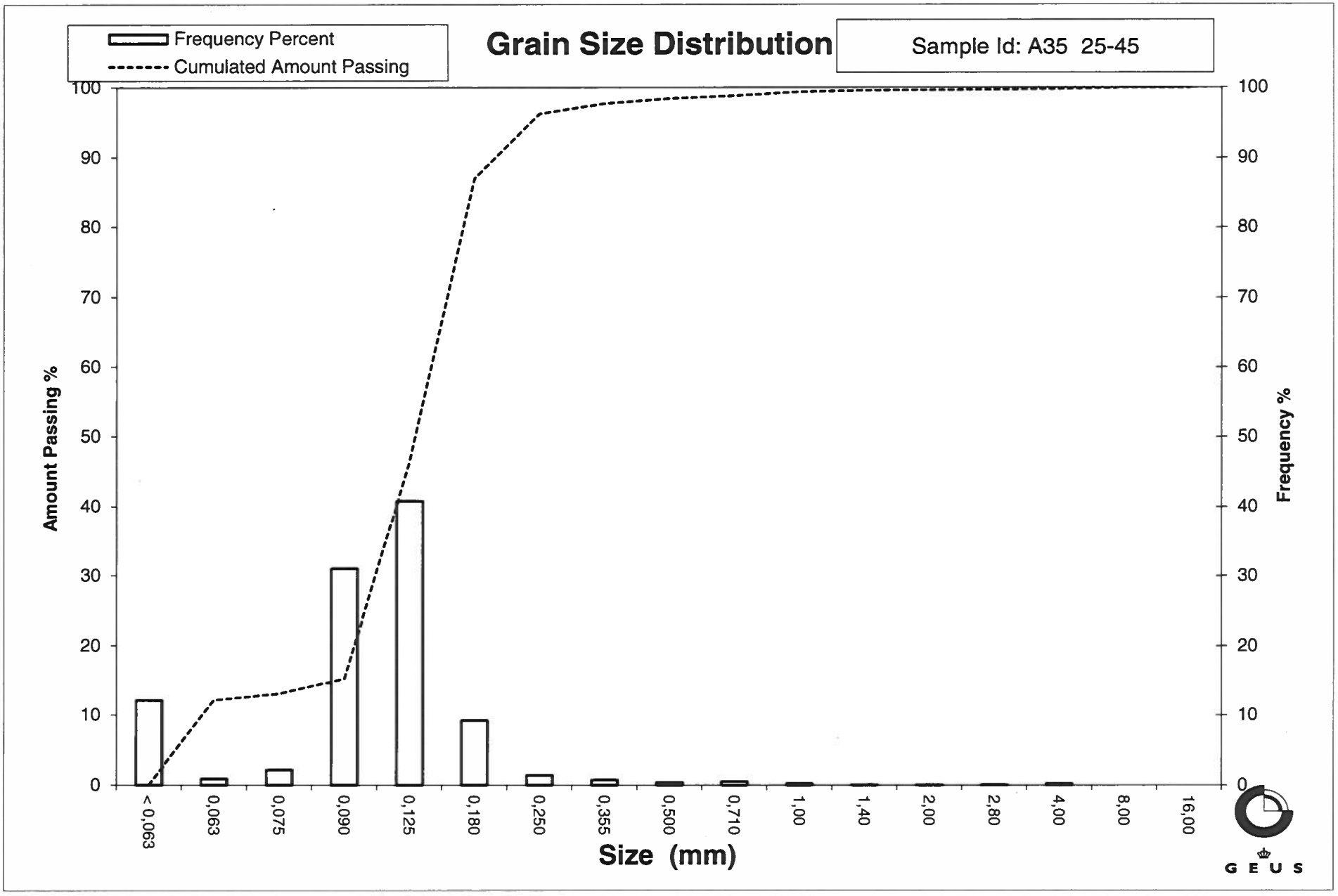
Frequency Percent
Cumulated Amount Passing
Grain Size Distribution
Sample Id: A35 25-45
Amount Passing %
Frequency %
100
90
80
70
60
50
40
30
20
10
0
< 0,063
0,063
0,075
0,090
0,125
0,180
0,250
0,355
0,500
0,710
1,00
1,40
2,00
2,80
4,00
8,00
16,00
Size (mm)
GEUS

Grain Size Distribution
Geotechnical

Sample Id: A37 0-30
Lab. Id: 220571
Projekt Energistyrelsen
Subject: A37
Date: 02-09-2022
Executed: PS/CRL
Remarks:

GEUS

Total Weight 134,25 g

Size Fractions

Sieve Analysis

	Size mm	Size Φ	Weight g	Weight %	Cumulated amount passing %
Gravel	16,00	-4,00	0,00	0,00	100,00
	8,00	-3,00	0,00	0,00	100,00
	4,00	-2,00	0,58	0,43	99,57
	2,80	-1,49	0,71	0,53	99,04
	2,00	-1,00	1,05	0,78	98,26
Sand	1,40	-0,49	2,36	1,76	96,50
	1,00	0,00	35,79	26,66	69,84
	0,710	0,49	15,62	11,64	58,20
	0,500	1,00	20,61	15,35	42,85
	0,355	1,49	21,81	16,25	26,61
	0,250	2,00	18,80	14,00	12,60
	0,180	2,47	10,66	7,94	4,66
	0,125	3,00	4,22	3,14	1,52
	0,090	3,47	0,39	0,29	1,23
	0,075	3,74	0,03	0,02	1,21
	0,063	3,99	0,06	0,04	1,16
	< 0,063	> 3,99	1,56	1,16	0,00

Size Classes (DGF-Bulletin 1 1988)

		Weight %
Silt and clay	(< 0,063 mm):	1,16
Sand, fine	(0,063 mm - 0,200 mm):	5,77
Sand, medium	(0,2 mm - 0,6 mm):	43,23
Sand, coarse	(0,6 mm - 2 mm):	48,09
Gravel	(> 2 mm):	1,74
Sum:		100,00

Moments Measures (Folk and Wards)

Percentile Amount in sieve	Percentile Amount passing	d(mm)	Φ
5%	95%	1,38	-0,46
16%	84%	1,21	-0,28
25%	75%	1,08	-0,11
40%	60%	0,75	0,41
Median 50%	50%	0,60	0,74
75%	25%	0,34	1,54
84%	16%	0,28	1,86
90%	10%	0,23	2,14
95%	5%	0,18	2,45

Moments Statistics

Mean	0,77
Sorting	0,98
Skewness	0,11
Kurtosis	0,72
Uniformity Coefficient	3,32

The analysis is executed according to DS 405.9 extended by sieves to the ½ phi scale

Size Classes and Percentiles are found by linear interpolation .

Formulas

Mean (ϕ16%+ϕ84%+ϕ50%) / 3 (Folk and Ward 1957)

Sorting (ϕ84%-ϕ16%) / 4 + (ϕ95%-ϕ5%) / 6,6 (Folk and Ward 1957)

Kurtosis (ϕ95% - ϕ5%) / (2,44 * (ϕ75% - ϕ25%)) (Folk and Ward 1957)

Skewness (ϕ16%+ϕ84% - 2*ϕ50%) / (2*(ϕ84%-ϕ16%)) + (ϕ5%+ϕ95% - 2*ϕ50%) / (2*(ϕ95%-ϕ5%)) (Folk and Ward 1957)

Uniformity Coefficient (d60% / d10%) (dgf-Bulletin 1988)

Mean, sorting, skewness and kurtosis are based on "Amount in sieve". Uniformity coefficient is based on "Amount passing".

Øster Voldgade 10 1350 København K
Tel.: +45 38 14 20 00 Telefax: +45 38 14 20 50
Email: GEUS@geus.dk
www.geus.dk

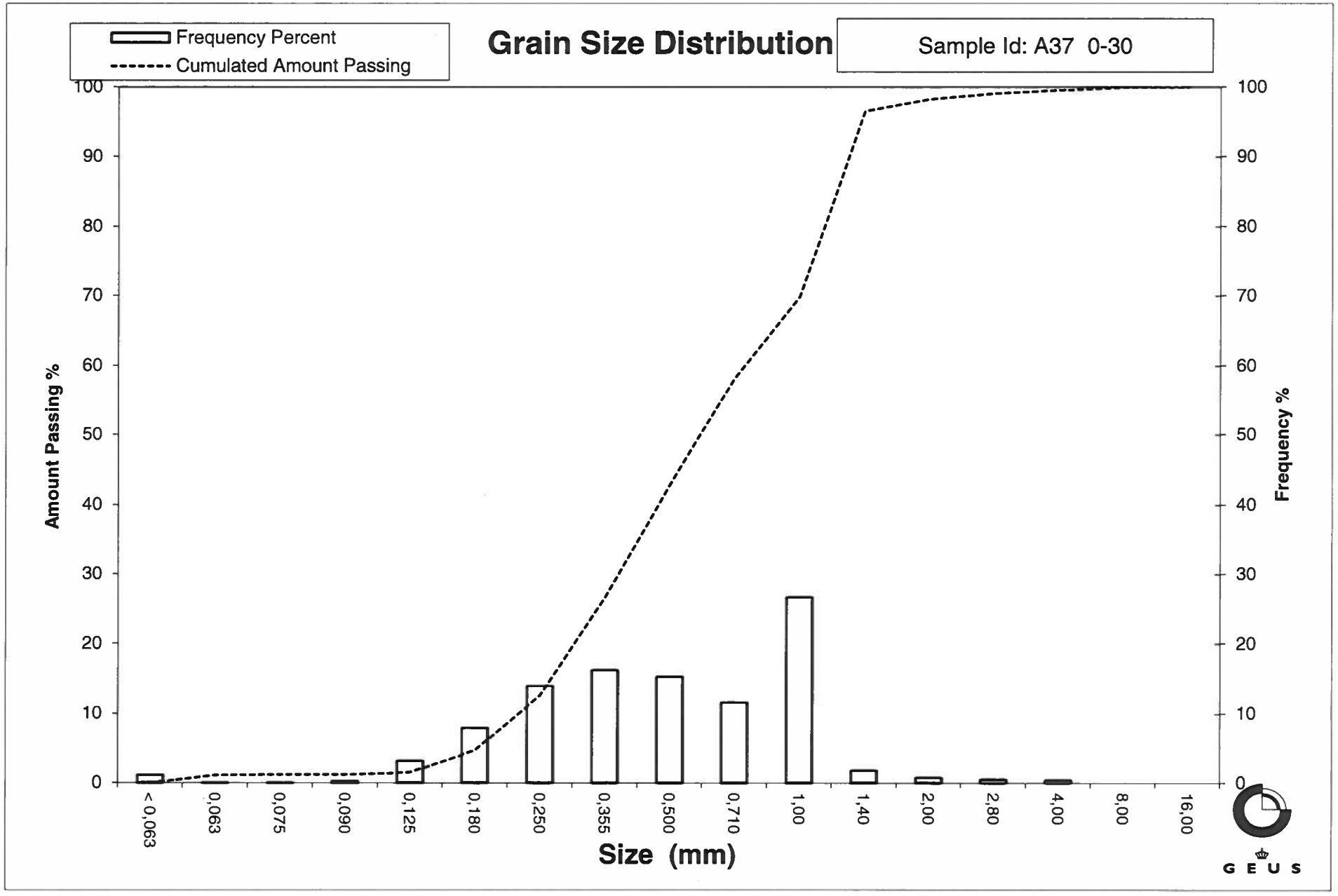
Frequency Percent
Cumulated Amount Passing
Grain Size Distribution
Sample Id: A37 0-30
Amount Passing %
Frequency %
100
90
80
70
60
50
40
30
20
10
0
< 0,063
0,063
0,075
0,090
0,125
0,180
0,250
0,355
0,500
0,710
1,00
1,40
2,00
2,80
4,00
8,00
16,00
Size (mm)
GEUS

Grain Size Distribution
Geotechnical

Sample Id: A37 100-150
Lab. Id: 220572
Projekt Energistyrelsen
Subject: A37
Date: 02-09-2022
Executed: PS/CRL
Remarks: >4mm består af skaller

GEUS

Total Weight 121,85 g

Size Fractions

Sieve Analysis

	Size mm	Size Φ	Weight g	Weight %	Cumulated amount passing %
Gravel	16,00	-4,00	0,00	0,00	100,00
	8,00	-3,00	0,00	0,00	100,00
	4,00	-2,00	0,01	0,01	99,99
	2,80	-1,49	0,06	0,05	99,94
	2,00	-1,00	0,23	0,19	99,75
Sand	1,40	-0,49	0,50	0,41	99,34
	1,00	0,00	2,54	2,08	97,26
	0,710	0,49	6,57	5,39	91,87
	0,500	1,00	16,62	13,64	78,23
	0,355	1,49	27,98	22,96	55,26
	0,250	2,00	31,65	25,97	29,29
	0,180	2,47	27,16	22,29	7,00
	0,125	3,00	6,26	5,14	1,86
	0,090	3,47	0,74	0,61	1,26
	0,075	3,74	0,05	0,04	1,21
	0,063	3,99	0,03	0,02	1,19
	< 0,063	> 3,99	1,45	1,19	0,00

Size Classes (DGF-Bulletin 1 1988)

		Weight %
Silt and clay	(< 0,063 mm):	1,19
Sand, fine	(0,063 mm - 0,200 mm):	12,18
Sand, medium	(0,2 mm - 0,6 mm):	71,35
Sand, coarse	(0,6 mm - 2 mm):	15,03
Gravel	(> 2 mm):	0,25
Sum:		100,00

Moments Measures (Folk and Wards)

Percentile Amount in sieve	Percentile Amount passing	d(mm)	Φ
5%	95%	0,88	0,19
16%	84%	0,59	0,76
25%	75%	0,48	1,06
40%	60%	0,38	1,38
Median 50%	50%	0,33	1,58
75%	25%	0,24	2,08
84%	16%	0,21	2,26
90%	10%	0,19	2,40
95%	5%	0,16	2,66

Moments Statistics

Mean	1,54
Sorting	0,75
Skewness	-0,11
Kurtosis	0,99
Uniformity Coefficient	2,03

The analysis is executed according to DS 405.9 extended by sieves to the ½ phi scale

Size Classes and Percentiles are found by linear interpolation

Formulas

Mean (ϕ16%+ϕ84%+ϕ50%) / 3 (Folk and Ward 1957)

Sorting (ϕ84%-ϕ16%) / 4 + (ϕ95%-ϕ5%) / 6,6 (Folk and Ward 1957)

Kurtosis (ϕ95% - ϕ5%) / (2,44 * (ϕ75% - ϕ25%)) (Folk and Ward 1957)

Skewness (ϕ16%+ϕ84% - 2*ϕ50%) / (2*(ϕ84%-ϕ16%)) + (ϕ5%+ϕ95% - 2*ϕ50%) / (2*(ϕ95%-ϕ5%)) (Folk and Ward 1957)

Uniformity Coefficient (d60% / d10%) (dgf-Bulletin 1988)

Mean, sorting, skewness and kurtosis are based on "Amount in sieve". Uniformity coefficient is based on "Amount passing".

Øster Voldgade 10 1350 København K
Tel.: +45 38 14 20 00 Telefax: +45 38 14 20 50
Email: GEUS@geus.dk
www.geus.dk

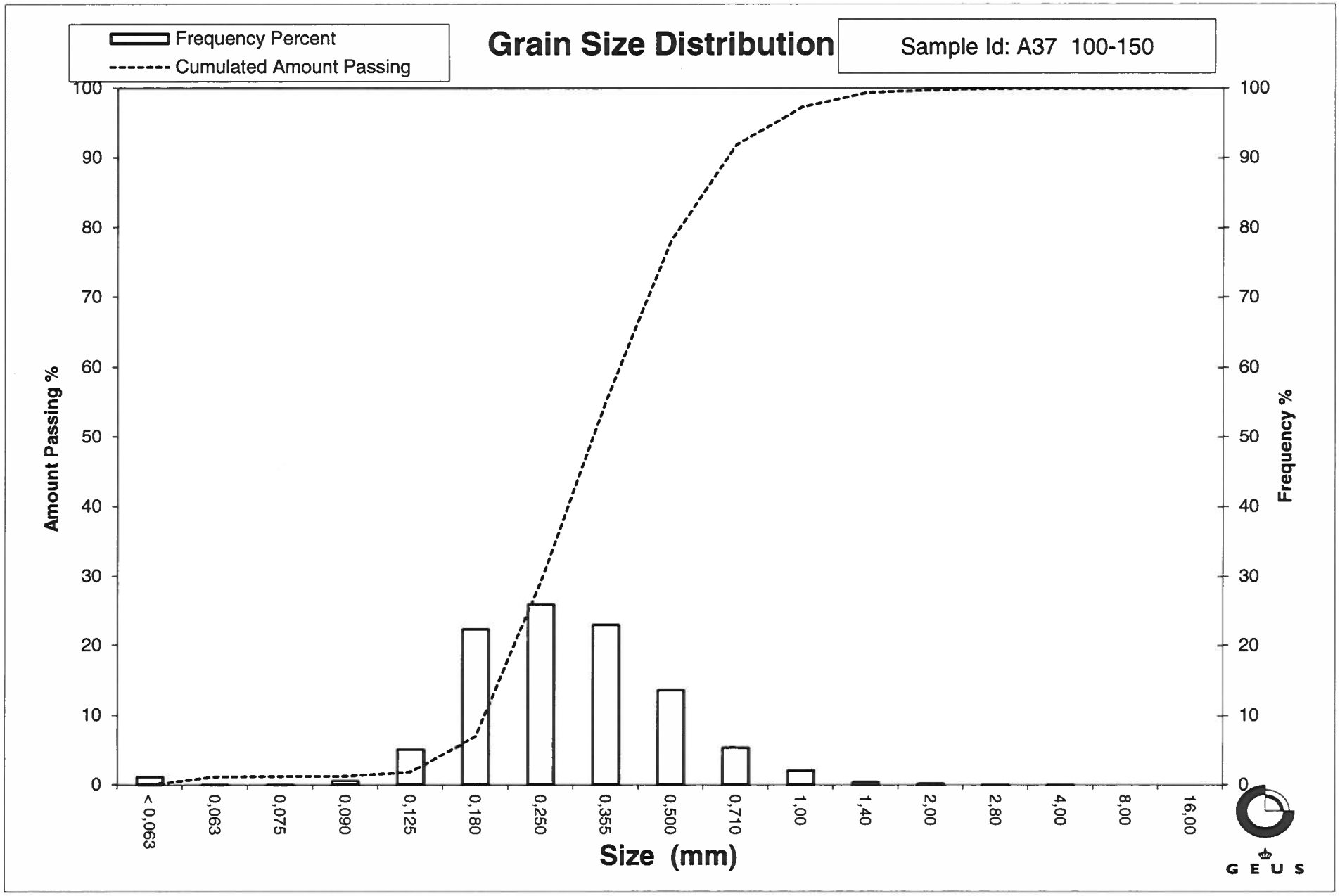
Frequency Percent
Cumulated Amount Passing
Grain Size Distribution
Sample Id: A37 100-150
Amount Passing %
Frequency %
100
90
80
70
60
50
40
30
20
10
0
< 0,063
0,063
0,075
0,090
0,125
0,180
0,250
0,355
0,500
0,710
1,00
1,40
2,00
2,80
4,00
8,00
16,00
Size (mm)
GEUS

Grain Size Distribution
Geotechnical

Sample Id: A37 230-280
Lab. Id: 220573
Projekt Energistyrelsen
Subject: A37
Date: 02-09-2022
Executed: PS/CRL
Remarks:

GEUS

Total Weight 105,67 g

Size Fractions

Sieve Analysis

	Size mm	Size Φ	Weight g	Weight %	Cumulated amount passing %
Gravel	16,00	-4,00	0,00	0,00	100,00
	8,00	-3,00	0,00	0,00	100,00
	4,00	-2,00	0,00	0,00	100,00
	2,80	-1,49	0,17	0,16	99,84
	2,00	-1,00	0,30	0,28	99,56
Sand	1,40	-0,49	0,58	0,55	99,01
	1,00	0,00	2,90	2,74	96,26
	0,710	0,49	3,69	3,49	92,77
	0,500	1,00	8,03	7,60	85,17
	0,355	1,49	12,48	11,81	73,36
	0,250	2,00	24,25	22,95	50,41
	0,180	2,47	31,28	29,60	20,81
	0,125	3,00	17,07	16,15	4,66
	0,090	3,47	2,07	1,96	2,70
	0,075	3,74	0,23	0,22	2,48
	0,063	3,99	0,25	0,24	2,24
	< 0,063	> 3,99	2,37	2,24	0,00

Size Classes (DGF-Bulletin 1 1988)

		Weight %
Silt and clay	(< 0,063 mm):	2,24
Sand, fine	(0,063 mm - 0,200 mm):	27,02
Sand, medium	(0,2 mm - 0,6 mm):	59,52
Sand, coarse	(0,6 mm - 2 mm):	10,77
Gravel	(> 2 mm):	0,44
Sum:		100,00

Moments Measures (Folk and Wards)

Percentile Amount in sieve	Percentile Amount passing	d(mm)	Φ
5%	95%	0,90	0,16
16%	84%	0,49	1,04
25%	75%	0,38	1,41
40%	60%	0,29	1,77
Median 50%	50%	0,25	2,01
75%	25%	0,19	2,40
84%	16%	0,16	2,61
90%	10%	0,14	2,80
95%	5%	0,13	2,99

Moments Statistics

Mean	1,89
Sorting	0,82
Skewness	-0,27
Kurtosis	1,18
Uniformity Coefficient	2,05

The analysis is executed according to DS 405.9 extended by sieves to the ½ phi scale

Size Classes and Percentiles are found by linear interpolation

Formulas

Mean (ϕ16%+ϕ84%+ϕ50%) / 3 (Folk and Ward 1957)

Sorting (ϕ84%-ϕ16%) / 4 + (ϕ95%-ϕ5%) / 6,6 (Folk and Ward 1957)

Kurtosis (ϕ95% - ϕ5%) / (2,44 * (ϕ75% - ϕ25%)) (Folk and Ward 1957)

Skewness (ϕ16%+ϕ84% - 2*ϕ50%) / (2*(ϕ84%-ϕ16%)) + (ϕ5%+ϕ95% - 2*ϕ50%) / (2*(ϕ95%-ϕ5%)) (Folk and Ward 1957)

Uniformity Coefficient (d60% / d10%) (dgf-Bulletin 1988)

Mean, sorting, skewness and kurtosis are based on "Amount in sieve". Uniformity coefficient is based on "Amount passing".

Øster Voldgade 10 1350 København K
Tel.: +45 38 14 20 00 Telefax: +45 38 14 20 50
Email: GEUS@geus.dk
www.geus.dk

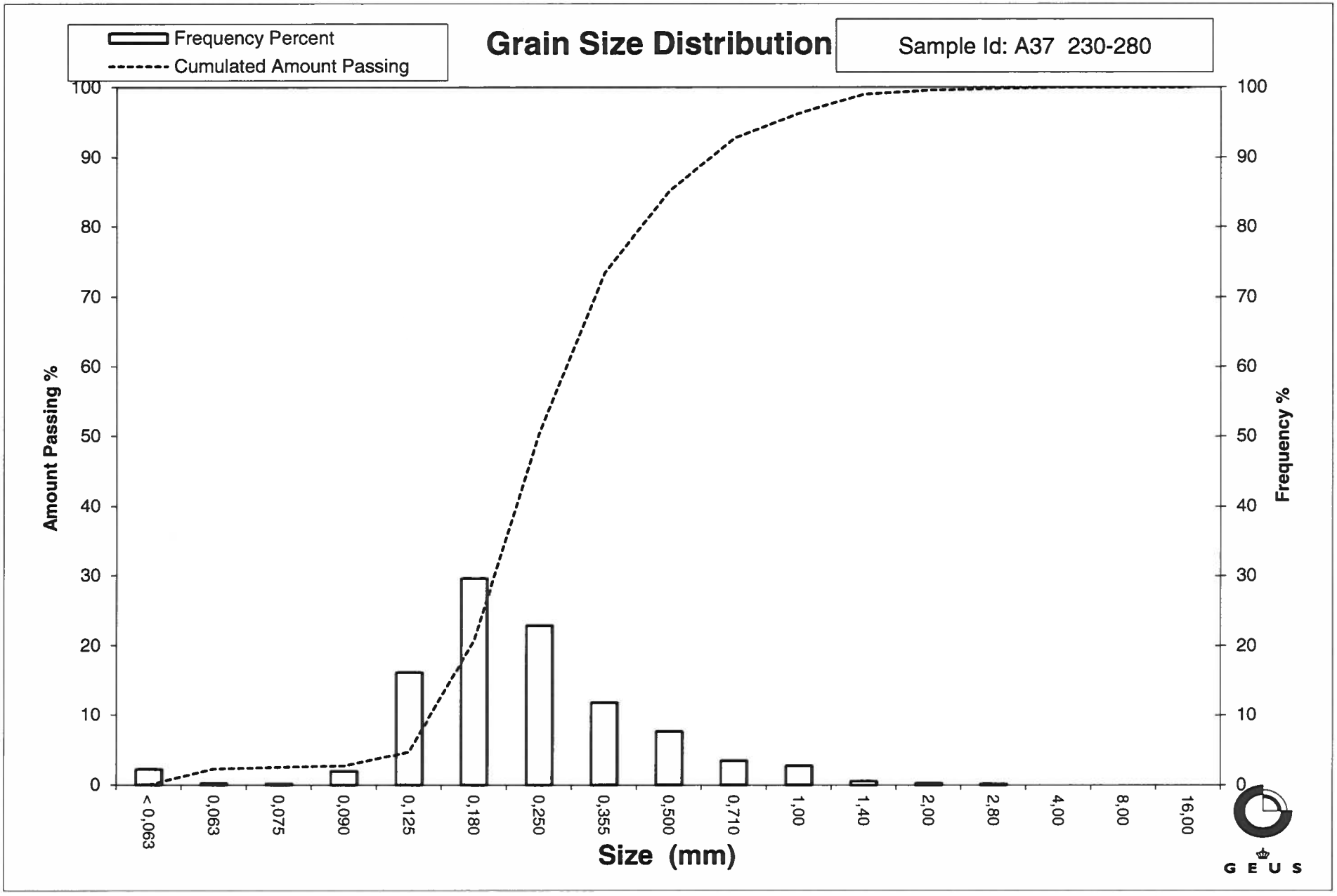
Frequency Percent
Cumulated Amount Passing
Grain Size Distribution
Sample Id: A37 230-280
Amount Passing %
Frequency %
100
90
80
70
60
50
40
30
20
10
0
< 0,063
0,063
0,075
0,090
0,125
0,180
0,250
0,355
0,500
0,710
1,00
1,40
2,00
2,80
4,00
8,00
16,00
Size (mm)
GEUS

Grain Size Distribution
Geotechnical

Sample Id: A37 350-390
Lab. Id: 220574
Projekt Energistyrelsen
Subject: A37
Date: 02-09-2022
Executed: PS/CRL
Remarks:

GEUS

Total Weight 95,41 g

Size Fractions

Sieve Analysis

	Size mm	Size Φ	Weight g	Weight %	Cumulated amount passing %
Gravel	16,00	-4,00	0,00	0,00	100,00
	8,00	-3,00	0,00	0,00	100,00
	4,00	-2,00	0,00	0,00	100,00
	2,80	-1,49	0,00	0,00	100,00
	2,00	-1,00	0,00	0,00	100,00
Sand	1,40	-0,49	0,03	0,03	99,97
	1,00	0,00	0,05	0,05	99,92
	0,710	0,49	0,21	0,22	99,70
	0,500	1,00	0,77	0,81	98,89
	0,355	1,49	3,76	3,94	94,95
	0,250	2,00	11,34	11,89	83,06
	0,180	2,47	34,15	35,79	47,27
	0,125	3,00	33,70	35,32	11,95
	0,090	3,47	8,03	8,42	3,53
	0,075	3,74	0,59	0,62	2,91
	0,063	3,99	0,47	0,49	2,42
	< 0,063	> 3,99	2,31	2,42	0,00

Size Classes (DGF-Bulletin 1 1988)

		Weight %
Silt and clay	(< 0,063 mm):	2,42
Sand, fine	(0,063 mm - 0,200 mm):	55,08
Sand, medium	(0,2 mm - 0,6 mm):	41,78
Sand, coarse	(0,6 mm - 2 mm):	0,73
Gravel	(> 2 mm):	0,00
Sum:		100,00

Moments Measures (Folk and Wards)

Percentile Amount in sieve	Percentile Amount passing	d(mm)	Φ
5%	95%	0,36	1,49
16%	84%	0,26	1,95
25%	75%	0,23	2,09
40%	60%	0,20	2,29
Median 50%	50%	0,19	2,43
75%	25%	0,15	2,78
84%	16%	0,13	2,93
90%	10%	0,12	3,10
95%	5%	0,10	3,38

Moments Statistics

Mean	2,44
Sorting	0,53
Skewness	0,01
Kurtosis	1,13
Uniformity Coefficient	1,75

The analysis is executed according to DS 405.9 extended by sieves to the ½ phi scale

Size Classes and Percentiles are found by linear interpolation

Formulas

Mean (ϕ16%+ϕ84%+ϕ50%) / 3 (Folk and Ward 1957)

Sorting (ϕ84%-ϕ16%) / 4 + (ϕ95%-ϕ5%) / 6,6 (Folk and Ward 1957)

Kurtosis (ϕ95% - ϕ5%) / (2,44 * (ϕ75% - ϕ25%)) (Folk and Ward 1957)

Skewness (ϕ16%+ϕ84% - 2*ϕ50%) / (2*(ϕ84%-ϕ16%)) + (ϕ5%+ϕ95% - 2*ϕ50%) / (2*(ϕ95%-ϕ5%)) (Folk and Ward 1957)

Uniformity Coefficient (d60% / d10%) (dgf-Bulletin 1988)

Mean, sorting, skewness and kurtosis are based on "Amount in sieve". Uniformity coefficient is based on "Amount passing".

Øster Voldgade 10 1350 København K
Tel.: +45 38 14 20 00 Telefax: +45 38 14 20 50
Email: GEUS@geus.dk
www.geus.dk

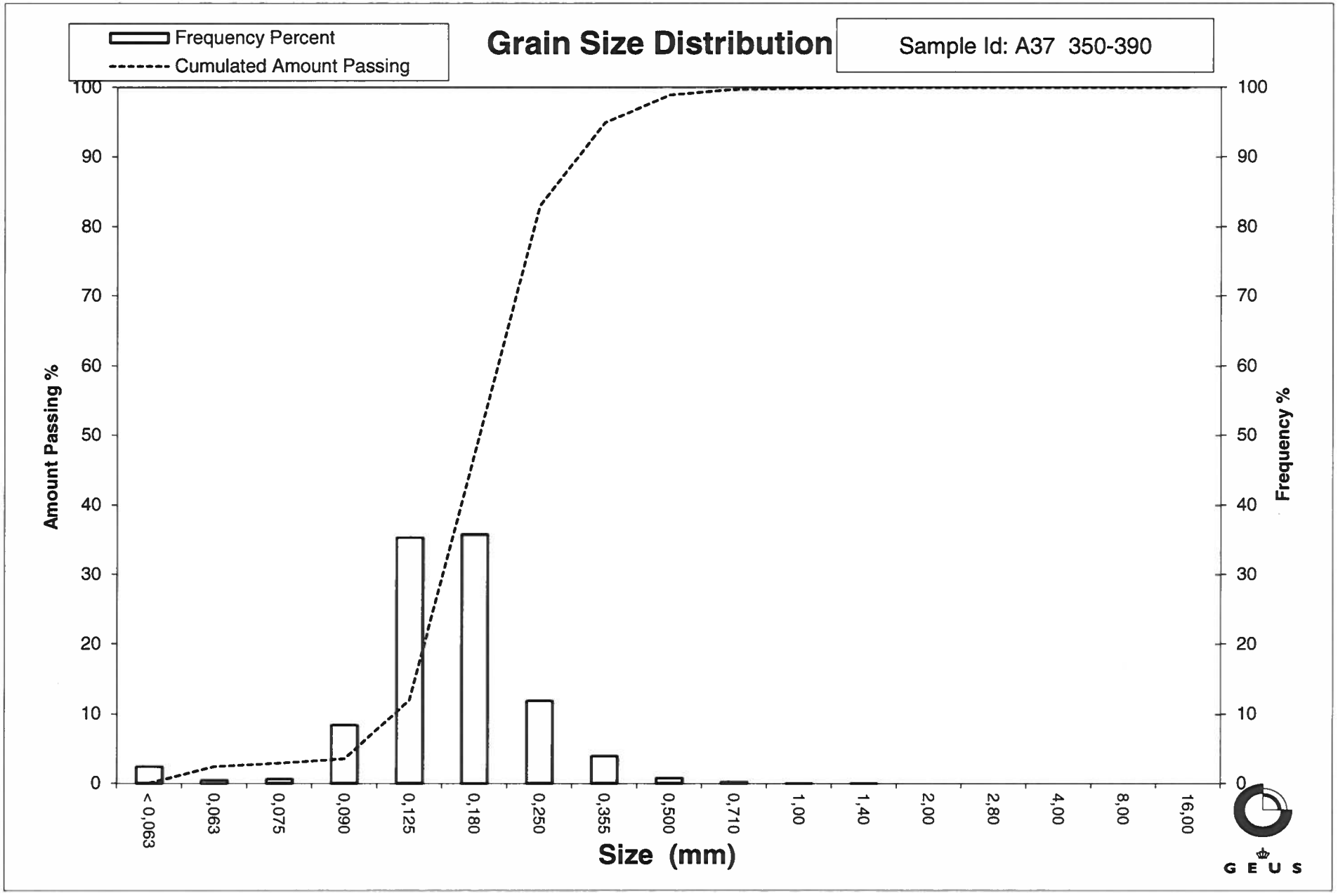
Frequency Percent
Cumulated Amount Passing
Grain Size Distribution
Sample Id: A37 350-390
Amount Passing %
Frequency %
100
90
80
70
60
50
40
30
20
10
0
< 0,063
0,063
0,075
0,090
0,125
0,180
0,250
0,355
0,500
0,710
1,00
1,40
2,00
2,80
4,00
8,00
16,00
Size (mm)
GEUS

Grain Size Distribution
Geotechnical

Sample Id: A39 0-50
Lab. Id: 220575
Projekt Energistyrelsen
Subject: A39
Date: 02-09-2022
Executed: PS/CRL
Remarks: >4mm heraf 0,2g skaller

GEUS

Total Weight 134,47 g

Size Fractions

Sieve Analysis

	Size mm	Size Φ	Weight g	Weight %	Cumulated amount passing %
Gravel	16,00	-4,00	0,00	0,00	100,00
	8,00	-3,00	0,00	0,00	100,00
	4,00	-2,00	0,54	0,40	99,60
	2,80	-1,49	1,23	0,91	98,68
	2,00	-1,00	2,86	2,13	96,56
Sand	1,40	-0,49	4,31	3,21	93,35
	1,00	0,00	7,91	5,88	87,47
	0,710	0,49	14,19	10,55	76,92
	0,500	1,00	37,75	28,07	48,84
	0,355	1,49	28,03	20,84	28,00
	0,250	2,00	26,36	19,60	8,40
	0,180	2,47	8,39	6,24	2,16
	0,125	3,00	1,86	1,38	0,77
	0,090	3,47	0,12	0,09	0,68
	0,075	3,74	0,00	0,00	0,68
	0,063	3,99	0,00	0,00	0,68
	< 0,063	> 3,99	0,92	0,68	0,00

Size Classes (DGF-Bulletin 1 1988)

		Weight %
Silt and clay	(< 0,063 mm):	0,68
Sand, fine	(0,063 mm - 0,200 mm):	3,26
Sand, medium	(0,2 mm - 0,6 mm):	58,27
Sand, coarse	(0,6 mm - 2 mm):	34,35
Gravel	(> 2 mm):	3,44
Sum:		100,00

Moments Measures (Folk and Wards)

Percentile Amount in sieve	Percentile Amount passing	d(mm)	Φ
5%	95%	1,71	-0,77
16%	84%	0,90	0,14
25%	75%	0,70	0,52
40%	60%	0,58	0,78
Median 50%	50%	0,51	0,98
75%	25%	0,34	1,56
84%	16%	0,29	1,78
90%	10%	0,26	1,95
95%	5%	0,21	2,24

Moments Statistics

Mean	0,97
Sorting	0,87
Skewness	-0,09
Kurtosis	1,19
Uniformity Coefficient	2,26

The analysis is executed according to DS 405.9 extended by sieves to the ½ phi scale

Size Classes and Percentiles are found by linear interpolation

Formulas

Mean (ϕ16%+ϕ84%+ϕ50%) / 3 (Folk and Ward 1957)

Sorting (ϕ84%-ϕ16%) / 4 + (ϕ95%-ϕ5%) / 6,6 (Folk and Ward 1957)

Kurtosis (ϕ95% - ϕ5%) / (2,44 * (ϕ75% - ϕ25%)) (Folk and Ward 1957)

Skewness (ϕ16%+ϕ84% - 2*ϕ50%) / (2*(ϕ84%-ϕ16%)) + (ϕ5%+ϕ95% - 2*ϕ50%) / (2*(ϕ95%-ϕ5%)) (Folk and Ward 1957)

Uniformity Coefficient (d60% / d10%) (dgf-Bulletin 1988)

Mean, sorting, skewness and kurtosis are based on "Amount in sieve". Uniformity coefficient is based on "Amount passing".

Øster Voldgade 10 1350 København K
Tel.: +45 38 14 20 00 Telefax: +45 38 14 20 50
Email: GEUS@geus.dk
www.geus.dk

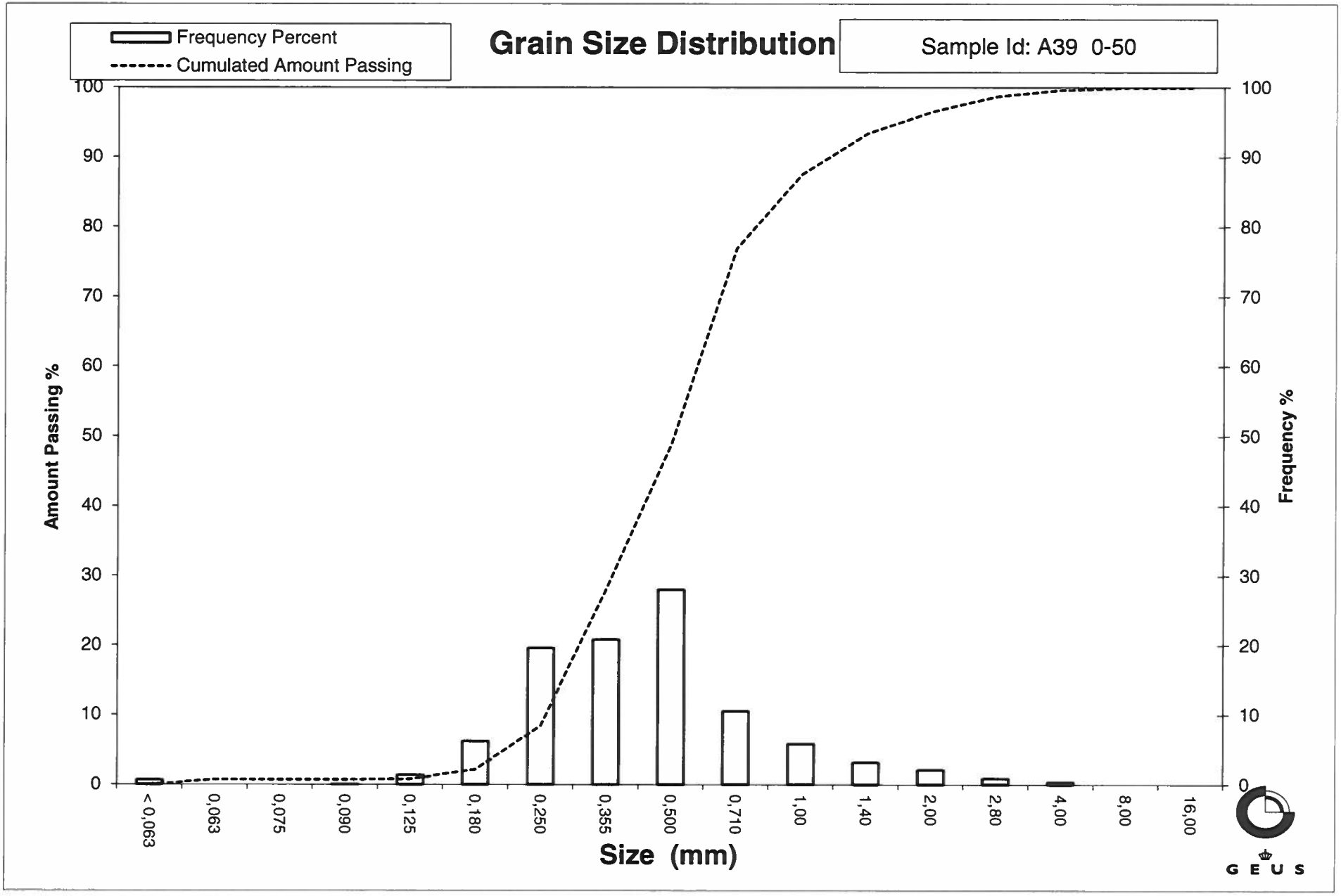
Frequency Percent
Cumulated Amount Passing
Grain Size Distribution
Sample Id: A39 0-50
Amount Passing %
Frequency %
100
90
80
70
60
50
40
30
20
10
0
< 0,063
0,063
0,075
0,090
0,125
0,180
0,250
0,355
0,500
0,710
1,00
1,40
2,00
2,80
4,00
8,00
16,00
Size (mm)
GEUS

Grain Size Distribution
Geotechnical

Sample Id: A39 50-150
Lab. Id: 220576
Projekt Energistyrelsen
Subject: A39
Date: 02-09-2022
Executed: PS/CRL
Remarks: >4mm består af skaller

GEUS

Total Weight 104,74 g

Size Fractions

Sieve Analysis

	Size mm	Size Φ	Weight g	Weight %	Cumulated amount passing %
Gravel	16,00	-4,00	0,00	0,00	100,00
	8,00	-3,00	0,00	0,00	100,00
	4,00	-2,00	0,11	0,11	99,89
	2,80	-1,49	0,00	0,00	99,89
	2,00	-1,00	0,30	0,29	99,61
Sand	1,40	-0,49	1,50	1,43	98,18
	1,00	0,00	4,00	3,82	94,36
	0,710	0,49	9,31	8,89	85,47
	0,500	1,00	17,74	16,94	68,53
	0,355	1,49	27,29	26,05	42,48
	0,250	2,00	28,93	27,62	14,86
	0,180	2,47	11,97	11,43	3,43
	0,125	3,00	2,05	1,96	1,47
	0,090	3,47	0,24	0,23	1,24
	0,075	3,74	0,00	0,00	1,24
	0,063	3,99	0,00	0,00	1,24
	< 0,063	> 3,99	1,30	1,24	0,00

Size Classes (DGF-Bulletin 1 1988)

		Weight %
Silt and clay	(< 0,063 mm):	1,24
Sand, fine	(0,063 mm - 0,200 mm):	5,45
Sand, medium	(0,2 mm - 0,6 mm):	69,90
Sand, coarse	(0,6 mm - 2 mm):	23,01
Gravel	(> 2 mm):	0,39
Sum:		100,00

Moments Measures (Folk and Wards)

Percentile Amount in sieve	Percentile Amount passing	d(mm)	Φ
5%	95%	1,07	-0,09
16%	84%	0,69	0,53
25%	75%	0,58	0,79
40%	60%	0,45	1,14
Median 50%	50%	0,40	1,33
75%	25%	0,29	1,79
84%	16%	0,25	1,98
90%	10%	0,22	2,18
95%	5%	0,19	2,40

Moments Statistics

Mean	1,28
Sorting	0,74
Skewness	-0,13
Kurtosis	1,01
Uniformity Coefficient	2,05

The analysis is executed according to DS 405.9 extended by sieves to the ½ phi scale

Size Classes and Percentiles are found by linear interpolation

Formulas

Mean (ϕ16%+ϕ84%+ϕ50%) / 3 (Folk and Ward 1957)

Sorting (ϕ84%-ϕ16%) / 4 + (ϕ95%-ϕ5%) / 6,6 (Folk and Ward 1957)

Kurtosis (ϕ95% - ϕ5%) / (2,44 * (ϕ75% - ϕ25%)) (Folk and Ward 1957)

Skewness (ϕ16%+ϕ84% - 2*ϕ50%) / (2*(ϕ84%-ϕ16%)) + (ϕ5%+ϕ95% - 2*ϕ50%) / (2*(ϕ95%-ϕ5%)) (Folk and Ward 1957)

Uniformity Coefficient (d60% / d10%) (dgf-Bulletin 1988)

Mean, sorting, skewness and kurtosis are based on "Amount in sieve". Uniformity coefficient is based on "Amount passing".

Øster Voldgade 10 1350 København K
Tel.: +45 38 14 20 00 Telefax: +45 38 14 20 50
Email: GEUS@geus.dk
www.geus.dk

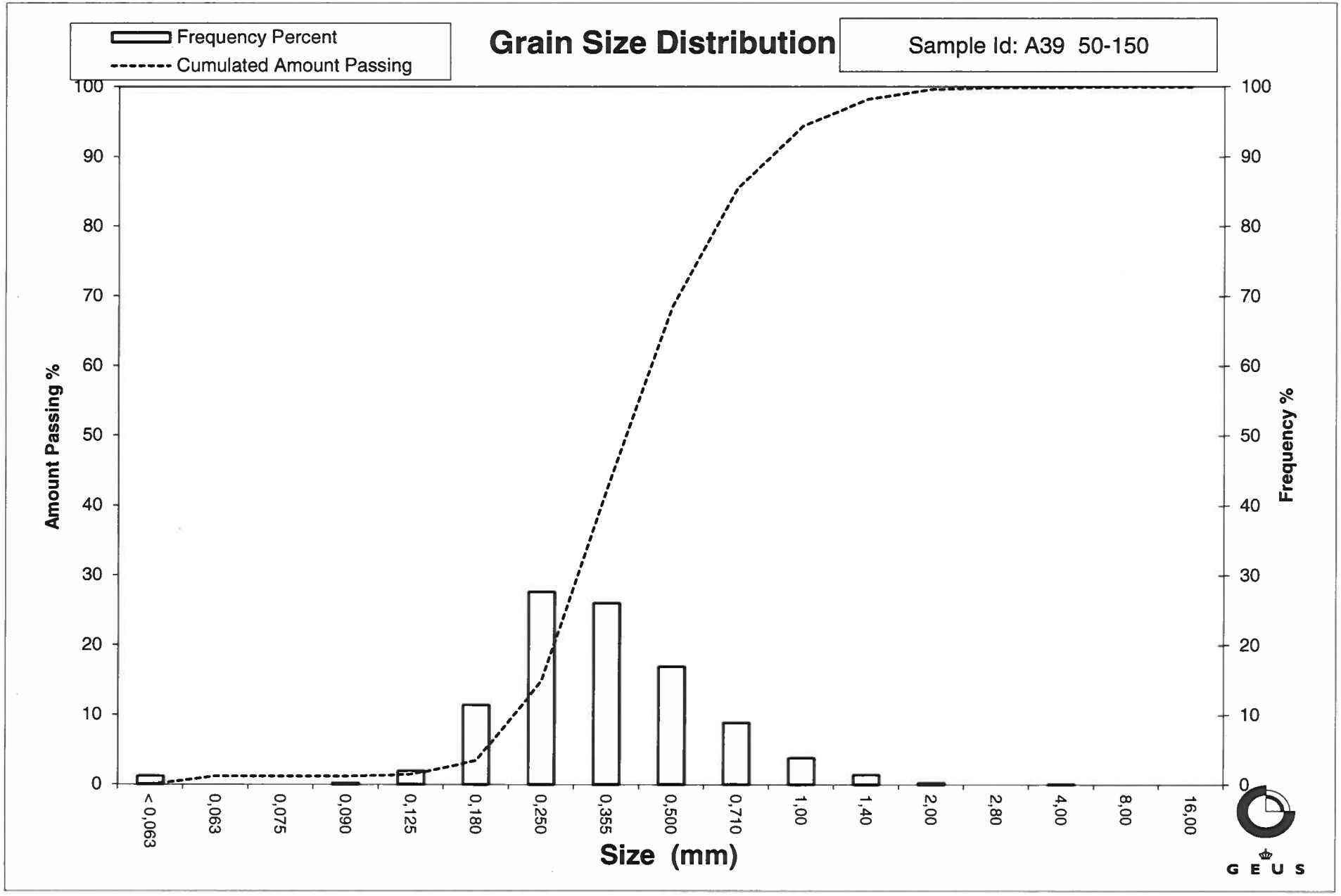
Frequency Percent
Cumulated Amount Passing
Grain Size Distribution
Sample Id: A39 50-150
Amount Passing %
Frequency %
100
90
80
70
60
50
40
30
20
10
0
< 0,063
0,063
0,075
0,090
0,125
0,180
0,250
0,355
0,500
0,710
1,00
1,40
2,00
2,80
4,00
8,00
16,00
Size (mm)
GEUS

Grain Size Distribution
Geotechnical

Sample Id: A39 200-250
Lab. Id: 220577
Projekt Energistyrelsen
Subject: A39
Date: 02-09-2022
Executed: PS/CRL
Remarks:

GEUS

Total Weight 100,41 g

Size Fractions

Sieve Analysis

	Size mm	Size Φ	Weight g	Weight %	Cumulated amount passing %
Gravel	16,00	-4,00	0,00	0,00	100,00
	8,00	-3,00	0,00	0,00	100,00
	4,00	-2,00	0,00	0,00	100,00
	2,80	-1,49	0,00	0,00	100,00
	2,00	-1,00	0,06	0,06	99,94
Sand	1,40	-0,49	0,15	0,15	99,79
	1,00	0,00	0,47	0,47	99,32
	0,710	0,49	1,13	1,13	98,20
	0,500	1,00	4,97	4,95	93,25
	0,355	1,49	13,13	13,08	80,17
	0,250	2,00	32,73	32,60	47,57
	0,180	2,47	29,21	29,09	18,48
	0,125	3,00	14,49	14,43	4,05
	0,090	3,47	1,58	1,57	2,48
	0,075	3,74	0,17	0,17	2,31
	0,063	3,99	0,19	0,19	2,12
	< 0,063	> 3,99	2,13	2,12	0,00

Size Classes (DGF-Bulletin 1 1988)

		Weight %
Silt and clay	(< 0,063 mm):	2,12
Sand, fine	(0,063 mm - 0,200 mm):	24,67
Sand, medium	(0,2 mm - 0,6 mm):	68,81
Sand, coarse	(0,6 mm - 2 mm):	4,34
Gravel	(> 2 mm):	0,06
Sum:		100,00

Moments Measures (Folk and Wards)

Percentile Amount in sieve	Percentile Amount passing	d(mm)	Φ
5%	95%	0,57	0,80
16%	84%	0,40	1,33
25%	75%	0,34	1,56
40%	60%	0,29	1,79
Median 50%	50%	0,26	1,96
75%	25%	0,20	2,35
84%	16%	0,17	2,55
90%	10%	0,15	2,76
95%	5%	0,13	2,96

Moments Statistics

Mean	1,95
Sorting	0,63
Skewness	-0,05
Kurtosis	1,12
Uniformity Coefficient	1,96

The analysis is executed according to DS 405.9 extended by sieves to the ½ phi scale

Size Classes and Percentiles are found by linear interpolation

Formulas

Mean (ϕ16%+ϕ84%+ϕ50%) / 3 (Folk and Ward 1957)

Sorting (ϕ84%-ϕ16%) / 4 + (ϕ95%-ϕ5%) / 6,6 (Folk and Ward 1957)

Kurtosis (ϕ95% - ϕ5%) / (2,44 * (ϕ75% - ϕ25%)) (Folk and Ward 1957)

Skewness (ϕ16%+ϕ84% - 2*ϕ50%) / (2*(ϕ84%-ϕ16%)) + (ϕ5%+ϕ95% - 2*ϕ50%) / (2*(ϕ95%-ϕ5%)) (Folk and Ward 1957)

Uniformity Coefficient (d60% / d10%) (dgf-Bulletin 1988)

Mean, sorting, skewness and kurtosis are based on "Amount in sieve". Uniformity coefficient is based on "Amount passing".

Øster Voldgade 10 1350 København K
Tel.: +45 38 14 20 00 Telefax: +45 38 14 20 50
Email: GEUS@geus.dk
www.geus.dk

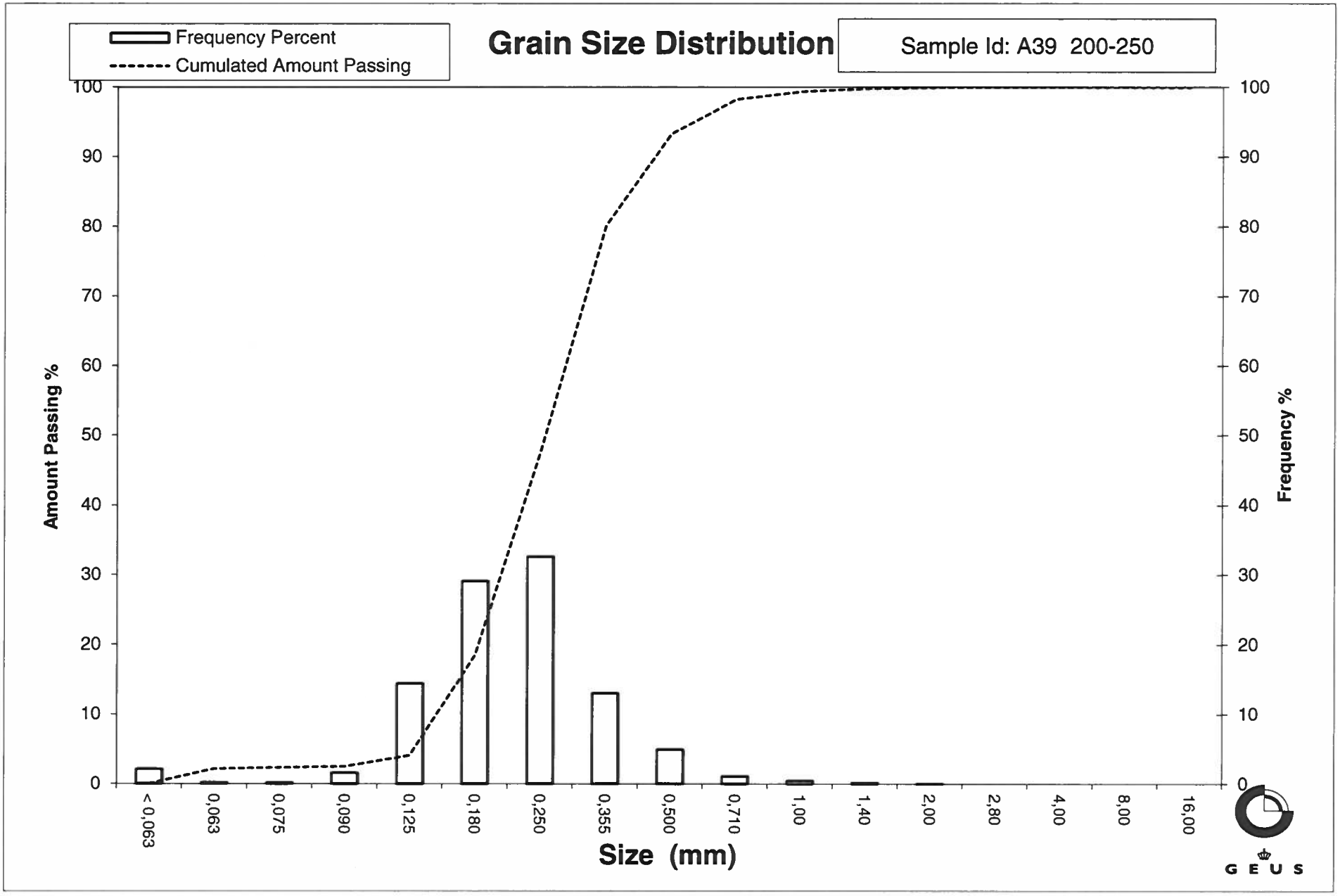
Frequency Percent
Cumulated Amount Passing
Grain Size Distribution
Sample Id: A39 200-250
Amount Passing %
Frequency %
100
90
80
70
60
50
40
30
20
10
0
< 0,063
0,063
0,075
0,090
0,125
0,180
0,250
0,355
0,500
0,710
1,00
1,40
2,00
2,80
4,00
8,00
16,00
Size (mm)
GEUS

Grain Size Distribution
Geotechnical

Sample Id: A39 300-350
Lab. Id: 220578
Projekt Energistyrelsen
Subject: A39
Date: 02-09-2022
Executed: PS/CRL
Remarks:

GEUS

Total Weight 98,41 g

Size Fractions

Sieve Analysis

	Size mm	Size Φ	Weight g	Weight %	Cumulated amount passing %
Gravel	16,00	-4,00	0,00	0,00	100,00
	8,00	-3,00	0,00	0,00	100,00
	4,00	-2,00	0,14	0,14	99,86
	2,80	-1,49	0,23	0,23	99,62
	2,00	-1,00	0,54	0,55	99,08
Sand	1,40	-0,49	0,79	0,80	98,27
	1,00	0,00	1,33	1,35	96,92
	0,710	0,49	2,29	2,33	94,59
	0,500	1,00	5,78	5,87	88,72
	0,355	1,49	14,89	15,13	73,59
	0,250	2,00	29,69	30,17	43,42
	0,180	2,47	29,63	30,11	13,31
	0,125	3,00	9,87	10,03	3,28
	0,090	3,47	1,29	1,31	1,97
	0,075	3,74	0,08	0,08	1,89
	0,063	3,99	0,15	0,15	1,74
	< 0,063	> 3,99	1,71	1,74	0,00

Size Classes (DGF-Bulletin 1 1988)

		Weight %
Silt and clay	(< 0,063 mm):	1,74
Sand, fine	(0,063 mm - 0,200 mm):	20,18
Sand, medium	(0,2 mm - 0,6 mm):	69,60
Sand, coarse	(0,6 mm - 2 mm):	7,56
Gravel	(> 2 mm):	0,92
Sum:		100,00

Moments Measures (Folk and Wards)

Percentile Amount in sieve	Percentile Amount passing	d(mm)	Φ
5%	95%	0,76	0,39
16%	84%	0,45	1,14
25%	75%	0,37	1,44
40%	60%	0,31	1,70
Median 50%	50%	0,27	1,87
75%	25%	0,21	2,27
84%	16%	0,19	2,42
90%	10%	0,16	2,63
95%	5%	0,13	2,90

Moments Statistics

Mean	1,81
Sorting	0,70
Skewness	-0,16
Kurtosis	1,23
Uniformity Coefficient	1,90

The analysis is executed according to DS 405.9 extended by sieves to the ½ phi scale

Size Classes and Percentiles are found by linear interpolation

Formulas

Mean (ϕ16%+ϕ84%+ϕ50%) / 3 (Folk and Ward 1957)

Sorting (ϕ84%-ϕ16%) / 4 + (ϕ95%-ϕ5%) / 6,6 (Folk and Ward 1957)

Kurtosis (ϕ95% - ϕ5%) / (2,44 * (ϕ75% - ϕ25%)) (Folk and Ward 1957)

Skewness (ϕ16%+ϕ84% - 2*ϕ50%) / (2*(ϕ84%-ϕ16%)) + (ϕ5%+ϕ95% - 2*ϕ50%) / (2*(ϕ95%-ϕ5%)) (Folk and Ward 1957)

Uniformity Coefficient (d60% / d10%) (dgf-Bulletin 1988)

Mean, sorting, skewness and kurtosis are based on "Amount in sieve". Uniformity coefficient is based on "Amount passing".

Øster Voldgade 10 1350 København K
Tel.: +45 38 14 20 00 Telefax: +45 38 14 20 50
Email: GEUS@geus.dk
www.geus.dk

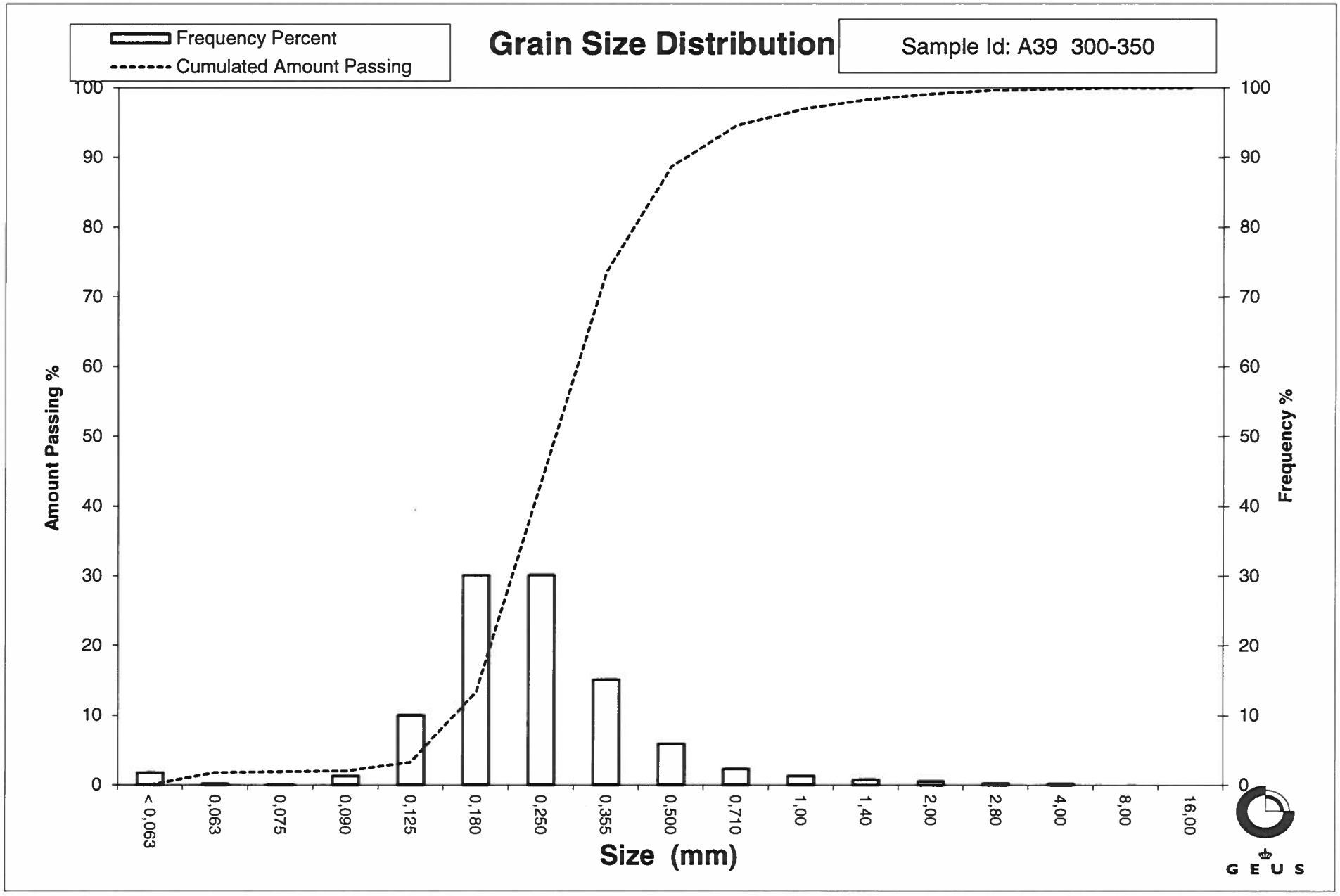
Frequency Percent
Cumulated Amount Passing
Grain Size Distribution
Sample Id: A39 300-350
Amount Passing %
Frequency %
100
90
80
70
60
50
40
30
20
10
0
< 0,063
0,063
0,075
0,090
0,125
0,180
0,250
0,355
0,500
0,710
1,00
1,40
2,00
2,80
4,00
8,00
16,00
Size (mm)
GEUS

Grain Size Distribution
Geotechnical

Sample Id: A40 0-50
Lab. Id: 220579
Projekt Energistyrelsen
Subject: A40
Date: 02-09-2022
Executed: PS/CRL
Remarks: >4mm heraf 0,2g skaller

GEUS

Total Weight 140,84 g

Size Fractions

Sieve Analysis

	Size mm	Size Φ	Weight g	Weight %	Cumulated amount passing %
Gravel	16,00	-4,00	0,00	0,00	100,00
	8,00	-3,00	0,00	0,00	100,00
	4,00	-2,00	0,56	0,40	99,60
	2,80	-1,49	2,41	1,71	97,89
	2,00	-1,00	2,30	1,63	96,26
Sand	1,40	-0,49	3,89	2,76	93,50
	1,00	0,00	25,41	18,04	75,45
	0,710	0,49	15,17	10,77	64,68
	0,500	1,00	21,05	14,95	49,74
	0,355	1,49	22,21	15,77	33,97
	0,250	2,00	25,36	18,01	15,96
	0,180	2,47	14,30	10,15	5,81
	0,125	3,00	4,78	3,39	2,41
	0,090	3,47	0,48	0,34	2,07
	0,075	3,74	0,07	0,05	2,02
	0,063	3,99	0,18	0,13	1,90
	< 0,063	> 3,99	2,67	1,90	0,00

Size Classes (DGF-Bulletin 1 1988)

		Weight %
Silt and clay	(< 0,063 mm):	1,90
Sand, fine	(0,063 mm - 0,200 mm):	6,81
Sand, medium	(0,2 mm - 0,6 mm):	48,15
Sand, coarse	(0,6 mm - 2 mm):	39,40
Gravel	(> 2 mm):	3,74
Sum:		100,00

Moments Measures (Folk and Wards)

Percentile Amount in sieve	Percentile Amount passing	d(mm)	Φ
5%	95%	1,73	-0,79
16%	84%	1,19	-0,25
25%	75%	0,99	0,02
40%	60%	0,64	0,63
Median 50%	50%	0,50	0,99
75%	25%	0,30	1,72
84%	16%	0,25	2,00
90%	10%	0,21	2,26
95%	5%	0,17	2,58

Moments Statistics

Mean	0,91
Sorting	1,07
Skewness	-0,08
Kurtosis	0,81
Uniformity Coefficient	3,08

The analysis is executed according to DS 405.9 extended by sieves to the ½ phi scale

Size Classes and Percentiles are found by linear interpolation

Formulas

Mean (ϕ16%+ϕ84%+ϕ50%) / 3 (Folk and Ward 1957)

Sorting (ϕ84%-ϕ16%) / 4 + (ϕ95%-ϕ5%) / 6,6 (Folk and Ward 1957)

Kurtosis (ϕ95% - ϕ5%) / (2,44 * (ϕ75% - ϕ25%)) (Folk and Ward 1957)

Skewness (ϕ16%+ϕ84% - 2*ϕ50%) / (2*(ϕ84%-ϕ16%)) + (ϕ5%+ϕ95% - 2*ϕ50%) / (2*(ϕ95%-ϕ5%)) (Folk and Ward 1957)

Uniformity Coefficient (d60% / d10%) (dgf-Bulletin 1988)

Mean, sorting, skewness and kurtosis are based on "Amount in sieve". Uniformity coefficient is based on "Amount passing".

Øster Voldgade 10 1350 København K
Tel.: +45 38 14 20 00 Telefax: +45 38 14 20 50
Email: GEUS@geus.dk
www.geus.dk

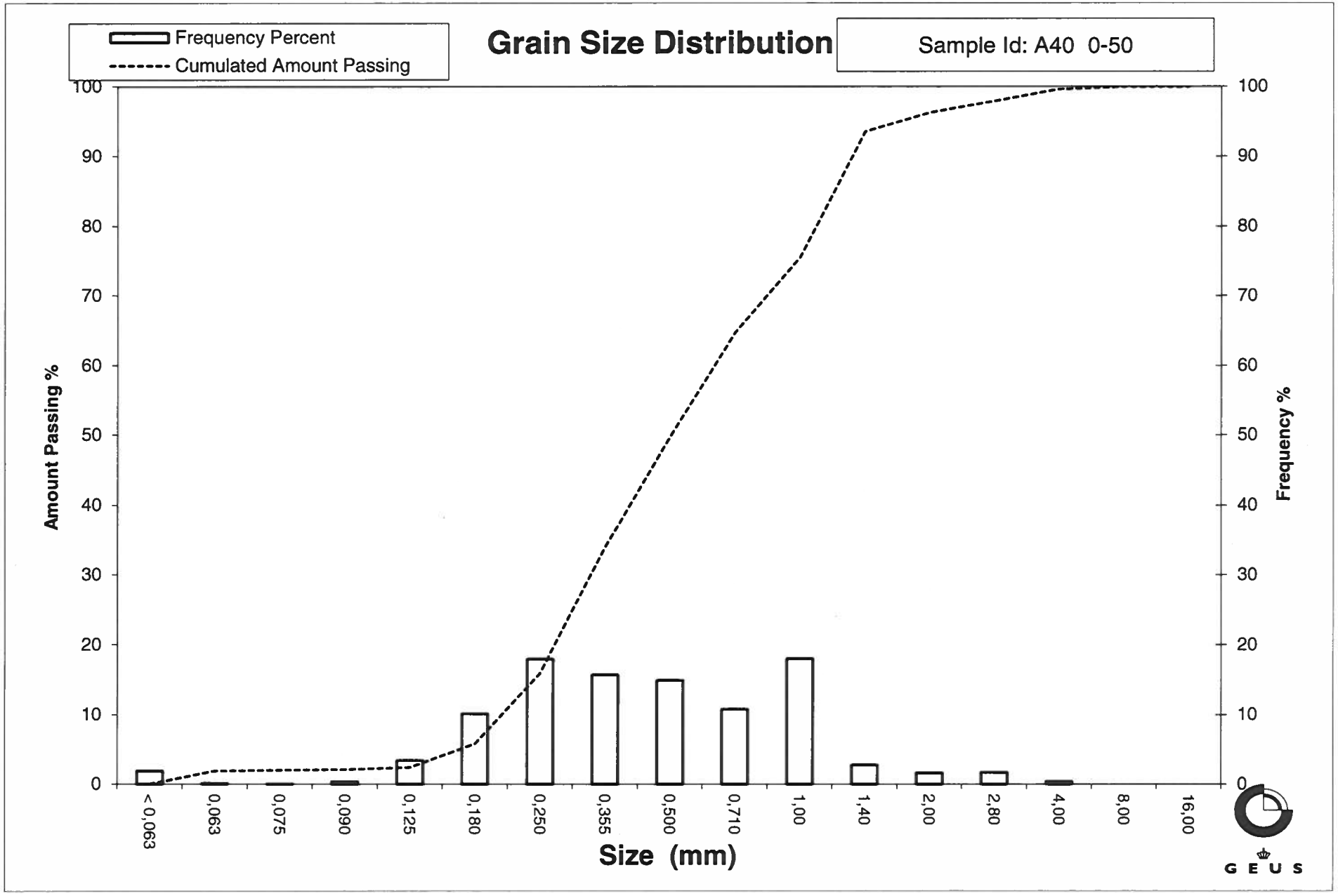
Frequency Percent
Cumulated Amount Passing
Grain Size Distribution
Sample Id: A40 0-50
Amount Passing %
Frequency %
100
90
80
70
60
50
40
30
20
10
0
< 0,063
0,063
0,075
0,090
0,125
0,180
0,250
0,355
0,500
0,710
1,00
1,40
2,00
2,80
4,00
8,00
16,00
Size (mm)
GEUS

Grain Size Distribution
Geotechnical

Sample Id: A40 100-150
Lab. Id: 220580
Projekt Energistyrelsen
Subject: A40
Date: 02-09-2022
Executed: PS/CRL
Remarks:

GEUS

Total Weight 101,73 g

Size Fractions

Sieve Analysis

	Size mm	Size Φ	Weight g	Weight %	Cumulated amount passing %
Gravel	16,00	-4,00	0,00	0,00	100,00
	8,00	-3,00	0,00	0,00	100,00
	4,00	-2,00	0,00	0,00	100,00
	2,80	-1,49	0,00	0,00	100,00
	2,00	-1,00	0,15	0,15	99,85
Sand	1,40	-0,49	0,37	0,36	99,49
	1,00	0,00	1,26	1,24	98,25
	0,710	0,49	2,87	2,82	95,43
	0,500	1,00	6,55	6,44	88,99
	0,355	1,49	17,71	17,41	71,58
	0,250	2,00	35,00	34,40	37,18
	0,180	2,47	30,11	29,60	7,58
	0,125	3,00	5,88	5,78	1,80
	0,090	3,47	0,73	0,72	1,08
	0,075	3,74	0,01	0,01	1,07
	0,063	3,99	0,00	0,00	1,07
	< 0,063	> 3,99	1,09	1,07	0,00

Size Classes (DGF-Bulletin 1 1988)

		Weight %
Silt and clay	(< 0,063 mm):	1,07
Sand, fine	(0,063 mm - 0,200 mm):	14,96
Sand, medium	(0,2 mm - 0,6 mm):	76,02
Sand, coarse	(0,6 mm - 2 mm):	7,80
Gravel	(> 2 mm):	0,15
Sum:		100,00

Moments Measures (Folk and Wards)

Percentile Amount in sieve	Percentile Amount passing	d(mm)	Φ
5%	95%	0,70	0,52
16%	84%	0,46	1,13
25%	75%	0,38	1,38
40%	60%	0,32	1,65
Median 50%	50%	0,29	1,79
75%	25%	0,22	2,18
84%	16%	0,20	2,32
90%	10%	0,19	2,43
95%	5%	0,16	2,69

Moments Statistics

Mean	1,75
Sorting	0,63
Skewness	-0,14
Kurtosis	1,12
Uniformity Coefficient	1,72

The analysis is executed according to DS 405.9 extended by sieves to the ½ phi scale

Size Classes and Percentiles are found by linear interpolation

Formulas

Mean (ϕ16%+ϕ84%+ϕ50%) / 3 (Folk and Ward 1957)

Sorting (ϕ84%-ϕ16%) / 4 + (ϕ95%-ϕ5%) / 6,6 (Folk and Ward 1957)

Kurtosis (ϕ95% - ϕ5%) / (2,44 * (ϕ75% - ϕ25%)) (Folk and Ward 1957)

Skewness (ϕ16%+ϕ84% - 2*ϕ50%) / (2*(ϕ84%-ϕ16%)) + (ϕ5%+ϕ95% - 2*ϕ50%) / (2*(ϕ95%-ϕ5%)) (Folk and Ward 1957)

Uniformity Coefficient (d60% / d10%) (dgf-Bulletin 1988)

Mean, sorting, skewness and kurtosis are based on "Amount in sieve". Uniformity coefficient is based on "Amount passing".

Øster Voldgade 10 1350 København K
Tel.: +45 38 14 20 00 Telefax: +45 38 14 20 50
Email: GEUS@geus.dk
www.geus.dk

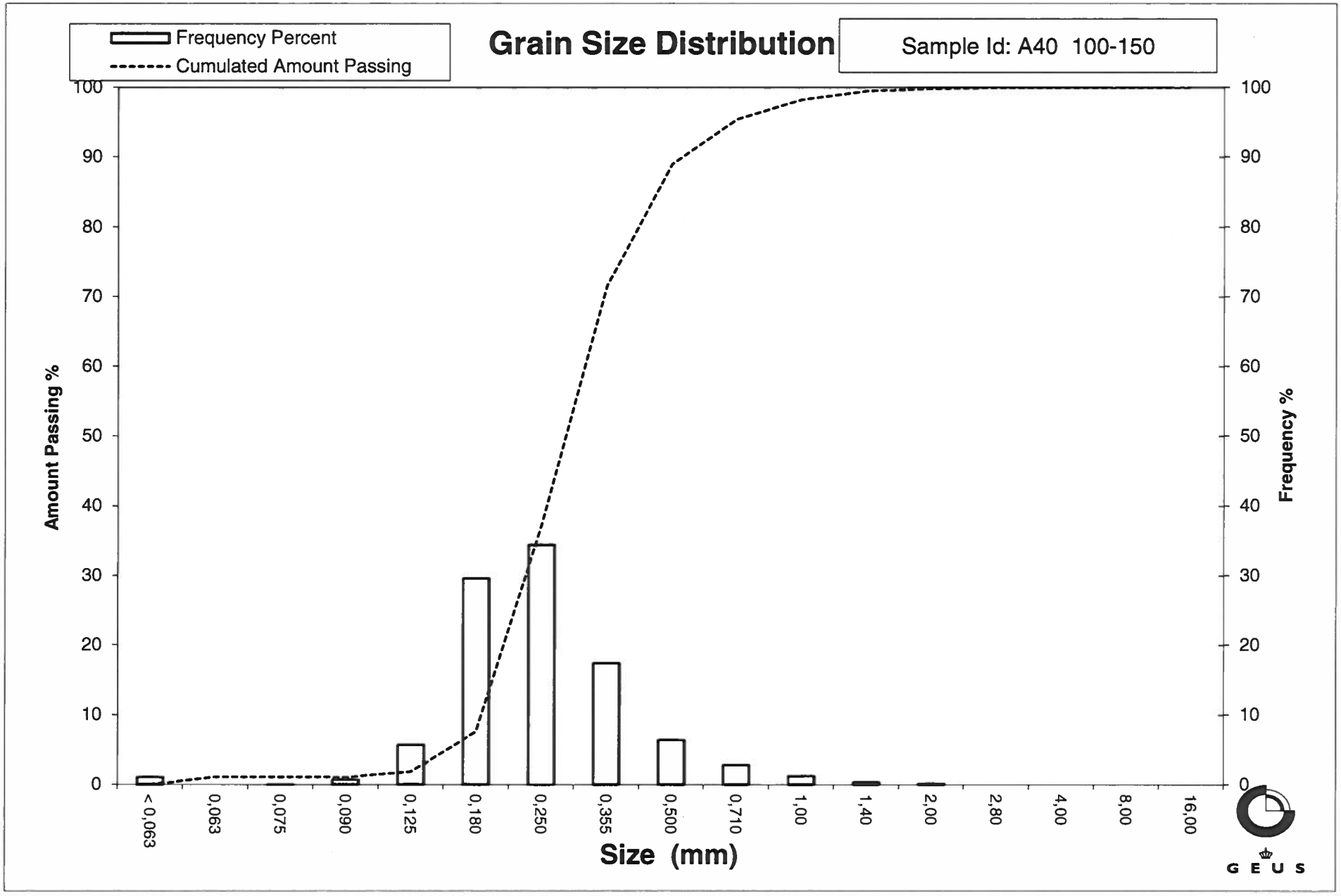
Frequency Percent
Cumulated Amount Passing
Grain Size Distribution
Sample Id: A40 100-150
Amount Passing %
Frequency %
100
90
80
70
60
50
40
30
20
10
0
< 0,063
0,063
0,075
0,090
0,125
0,180
0,250
0,355
0,500
0,710
1,00
1,40
2,00
2,80
4,00
8,00
16,00
Size (mm)
GEUS

Grain Size Distribution
Geotechnical

Sample Id: A40 270-320
Lab. Id: 220581
Projekt Energistyrelsen
Subject: A40
Date: 02-09-2022
Executed: PS/CRL
Remarks: >8mm består af skaller

GEUS

Total Weight 91,15 g

Size Fractions

Sieve Analysis

	Size mm	Size Φ	Weight g	Weight %	Cumulated amount passing %
Gravel	16,00	-4,00	0,00	0,00	100,00
	8,00	-3,00	0,53	0,58	99,42
	4,00	-2,00	0,00	0,00	99,42
	2,80	-1,49	0,00	0,00	99,42
	2,00	-1,00	0,00	0,00	99,42
Sand	1,40	-0,49	0,05	0,05	99,36
	1,00	0,00	0,15	0,16	99,20
	0,710	0,49	0,24	0,26	98,94
	0,500	1,00	0,85	0,93	98,00
	0,355	1,49	2,14	2,35	95,66
	0,250	2,00	9,18	10,07	85,58
	0,180	2,47	27,60	30,28	55,30
	0,125	3,00	38,04	41,73	13,57
	0,090	3,47	7,96	8,73	4,84
	0,075	3,74	0,59	0,65	4,19
	0,063	3,99	0,41	0,45	3,74
	< 0,063	> 3,99	3,41	3,74	0,00

Size Classes (DGF-Bulletin 1 1988)

		Weight %
Silt and clay	(< 0,063 mm):	3,74
Sand, fine	(0,063 mm - 0,200 mm):	60,21
Sand, medium	(0,2 mm - 0,6 mm):	34,49
Sand, coarse	(0,6 mm - 2 mm):	0,97
Gravel	(> 2 mm):	0,58
Sum:		100,00

Moments Measures (Folk and Wards)

Percentile Amount in sieve	Percentile Amount passing	d(mm)	Φ
5%	95%	0,35	1,52
16%	84%	0,25	2,02
25%	75%	0,23	2,15
40%	60%	0,19	2,39
Median 50%	50%	0,17	2,53
75%	25%	0,14	2,84
84%	16%	0,13	2,96
90%	10%	0,11	3,18
95%	5%	0,09	3,46

Moments Statistics

Mean	2,51
Sorting	0,53
Skewness	-0,06
Kurtosis	1,16
Uniformity Coefficient	1,72

The analysis is executed according to DS 405.9 extended by sieves to the ½ phi scale

Size Classes and Percentiles are found by linear interpolation

Formulas

Mean (ϕ16%+ϕ84%+ϕ50%) / 3 (Folk and Ward 1957)

Sorting (ϕ84%-ϕ16%) / 4 + (ϕ95%-ϕ5%) / 6,6 (Folk and Ward 1957)

Kurtosis (ϕ95% - ϕ5%) / (2,44 * (ϕ75% - ϕ25%)) (Folk and Ward 1957)

Skewness (ϕ16%+ϕ84% - 2*ϕ50%) / (2*(ϕ84%-ϕ16%)) + (ϕ5%+ϕ95% - 2*ϕ50%) / (2*(ϕ95%-ϕ5%)) (Folk and Ward 1957)

Uniformity Coefficient (d60% / d10%) (dgf-Bulletin 1988)

Mean, sorting, skewness and kurtosis are based on "Amount in sieve". Uniformity coefficient is based on "Amount passing".

Øster Voldgade 10 1350 København K
Tel.: +45 38 14 20 00 Telefax: +45 38 14 20 50
Email: GEUS@geus.dk
www.geus.dk

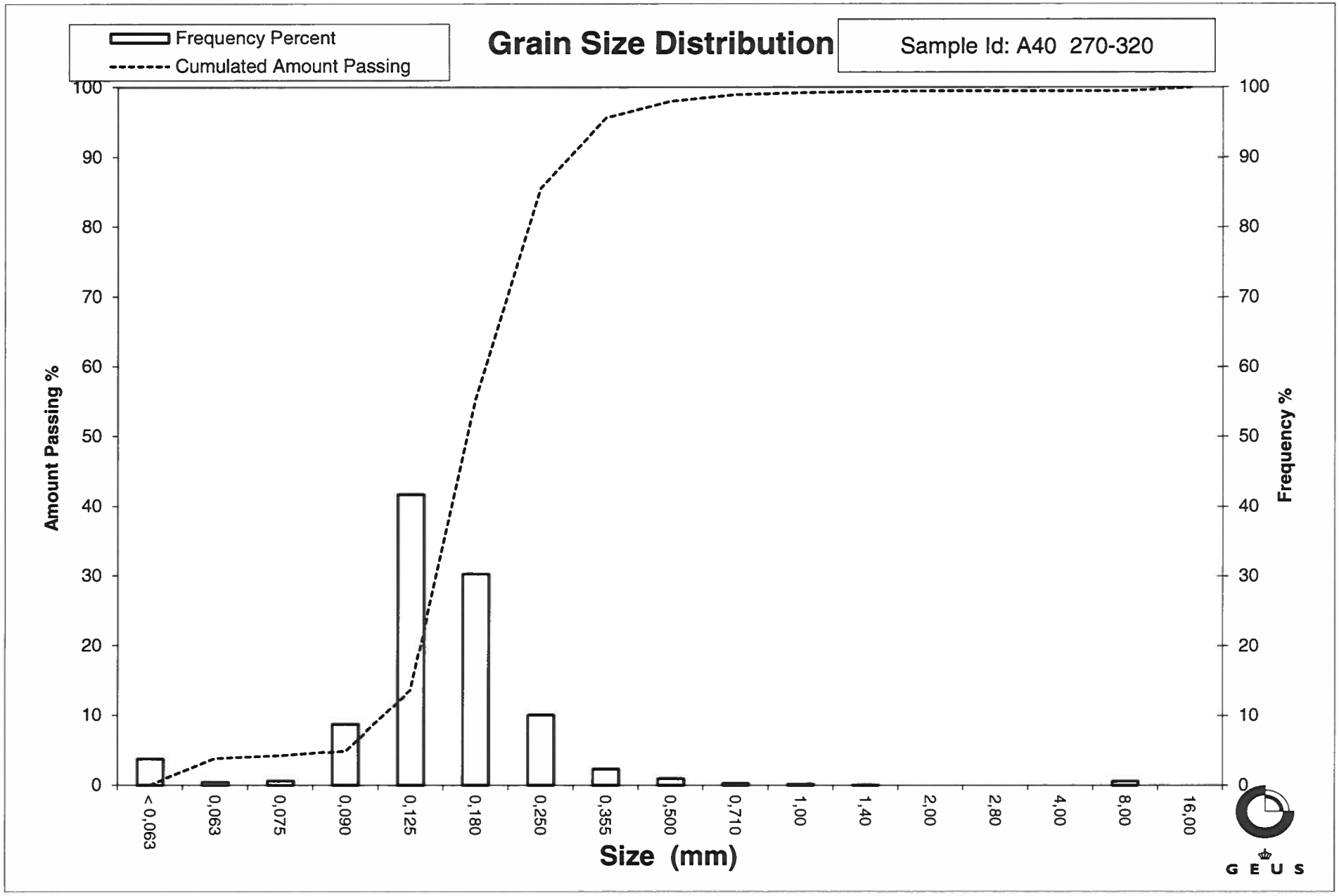
Grain Size Distribution
Sample Id: A40 270-320
Frequency Percent
Cumulated Amount Passing
Amount Passing %
Frequency %
100
90
80
70
60
50
40
30
20
10
0
< 0,063
0,063
0,075
0,090
0,125
0,180
0,250
0,355
0,500
0,710
1,00
1,40
2,00
2,80
4,00
8,00
16,00
Size (mm)
GEUS

Grain Size Distribution
Geotechnical

Sample Id: A41 0-50
Lab. Id: 220582
Projekt Energistyrelsen
Subject: A41
Date: 02-09-2022
Executed: PS/CRL
Remarks:

GEUS

Total Weight 107,51 g

Size Fractions

Sieve Analysis

	Size mm	Size Φ	Weight g	Weight %	Cumulated amount passing %
Gravel	16,00	-4,00	0,00	0,00	100,00
	8,00	-3,00	0,00	0,00	100,00
	4,00	-2,00	0,00	0,00	100,00
	2,80	-1,49	0,13	0,12	99,88
	2,00	-1,00	0,30	0,28	99,60
Sand	1,40	-0,49	0,69	0,64	98,96
	1,00	0,00	2,05	1,91	97,05
	0,710	0,49	4,47	4,16	92,89
	0,500	1,00	13,81	12,85	80,05
	0,355	1,49	30,21	28,10	51,95
	0,250	2,00	30,87	28,71	23,24
	0,180	2,47	17,02	15,83	7,40
	0,125	3,00	5,71	5,31	2,09
	0,090	3,47	0,76	0,71	1,39
	0,075	3,74	0,03	0,03	1,36
	0,063	3,99	0,08	0,07	1,28
	< 0,063	> 3,99	1,38	1,28	0,00

Size Classes (DGF-Bulletin 1 1988)

		Weight %
Silt and clay	(< 0,063 mm):	1,28
Sand, fine	(0,063 mm - 0,200 mm):	10,64
Sand, medium	(0,2 mm - 0,6 mm):	74,24
Sand, coarse	(0,6 mm - 2 mm):	13,43
Gravel	(> 2 mm):	0,40
Sum:		100,00

Moments Measures (Folk and Wards)

Percentile Amount in sieve	Percentile Amount passing	d(mm)	Φ
5%	95%	0,86	0,22
16%	84%	0,56	0,82
25%	75%	0,47	1,08
40%	60%	0,40	1,33
Median 50%	50%	0,35	1,52
75%	25%	0,26	1,96
84%	16%	0,22	2,20
90%	10%	0,19	2,38
95%	5%	0,16	2,69

Moments Statistics

Mean	1,52
Sorting	0,72
Skewness	-0,04
Kurtosis	1,14
Uniformity Coefficient	2,07

The analysis is executed according to DS 405.9 extended by sieves to the ½ phi scale

Size Classes and Percentiles are found by linear interpolation

Formulas

Mean (ϕ16%+ϕ84%+ϕ50%) / 3 (Folk and Ward 1957)

Sorting (ϕ84%-ϕ16%) / 4 + (ϕ95%-ϕ5%) / 6,6 (Folk and Ward 1957)

Kurtosis (ϕ95% - ϕ5%) / (2,44 * (ϕ75% - ϕ25%)) (Folk and Ward 1957)

Skewness (ϕ16%+ϕ84% - 2*ϕ50%) / (2*(ϕ84%-ϕ16%)) + (ϕ5%+ϕ95% - 2*ϕ50%) / (2*(ϕ95%-ϕ5%)) (Folk and Ward 1957)

Uniformity Coefficient (d60% / d10%) (dgf-Bulletin 1988)

Mean, sorting, skewness and kurtosis are based on "Amount in sieve". Uniformity coefficient is based on "Amount passing".

Øster Voldgade 10 1350 København K
Tel.: +45 38 14 20 00 Telefax: +45 38 14 20 50
Email: GEUS@geus.dk
www.geus.dk

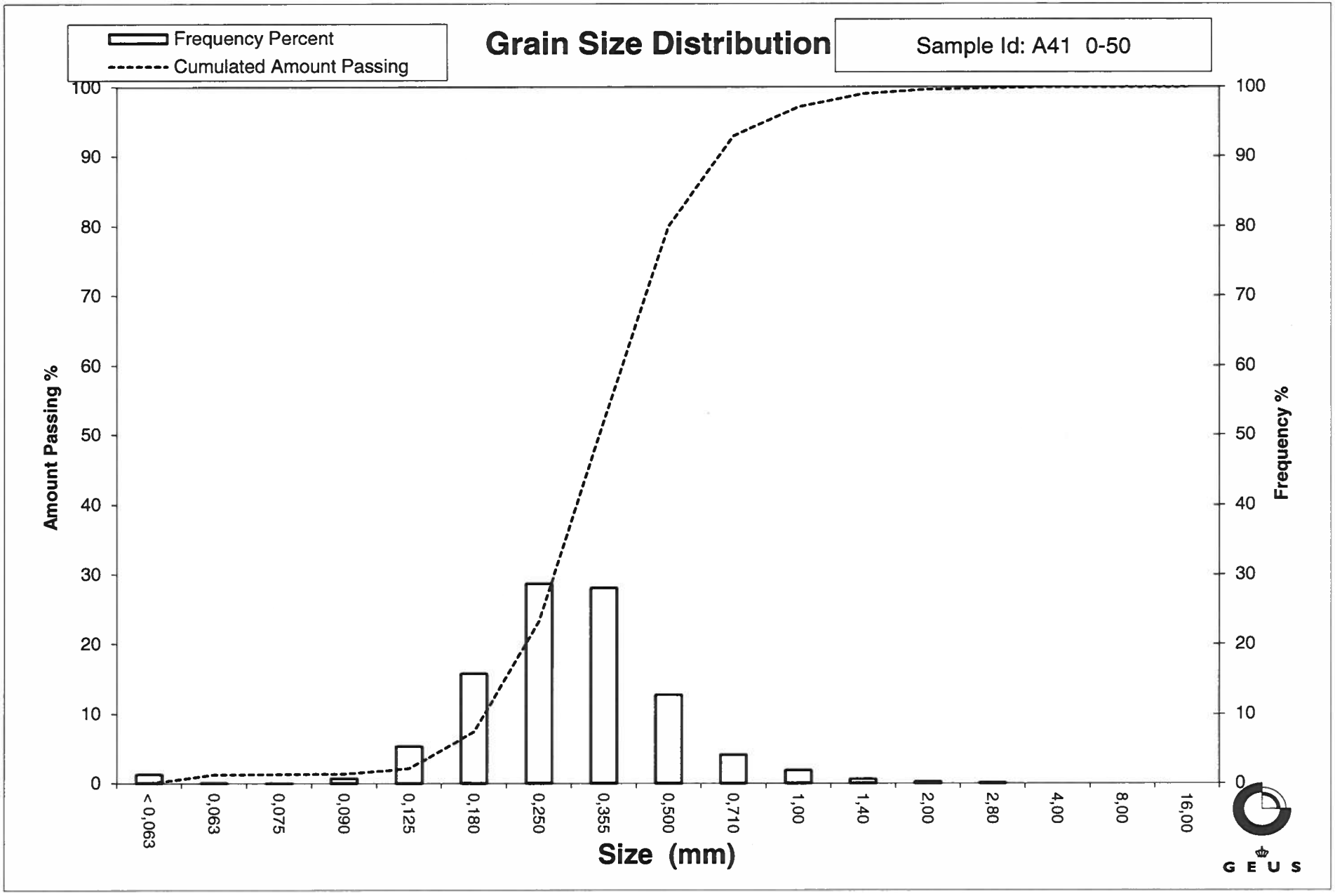
Frequency Percent
Cumulated Amount Passing
Grain Size Distribution
Sample Id: A41 0-50
Amount Passing %
Frequency %
100
90
80
70
60
50
40
30
20
10
0
< 0,063
0,063
0,075
0,090
0,125
0,180
0,250
0,355
0,500
0,710
1,00
1,40
2,00
2,80
4,00
8,00
16,00
Size (mm)
GEUS

Grain Size Distribution
Geotechnical

Sample Id: A41 100-150
Lab. Id: 220583
Projekt Energistyrelsen
Subject: A41
Date: 02-09-2022
Executed: PS/CRL
Remarks:

GEUS

Total Weight 90,72 g

Size Fractions

Sieve Analysis

	Size mm	Size Φ	Weight g	Weight %	Cumulated amount passing %
Gravel	16,00	-4,00	0,00	0,00	100,00
	8,00	-3,00	0,00	0,00	100,00
	4,00	-2,00	0,00	0,00	100,00
	2,80	-1,49	0,00	0,00	100,00
	2,00	-1,00	0,00	0,00	100,00
Sand	1,40	-0,49	0,03	0,03	99,97
	1,00	0,00	0,11	0,12	99,85
	0,710	0,49	0,19	0,21	99,64
	0,500	1,00	0,55	0,61	99,03
	0,355	1,49	0,93	1,03	98,00
	0,250	2,00	3,57	3,94	94,07
	0,180	2,47	15,94	17,57	76,50
	0,125	3,00	46,30	51,04	25,46
	0,090	3,47	16,38	18,06	7,41
	0,075	3,74	0,94	1,04	6,37
	0,063	3,99	0,40	0,44	5,93
	< 0,063	> 3,99	5,38	5,93	0,00

Size Classes (DGF-Bulletin 1 1988)

		Weight %
Silt and clay	(< 0,063 mm):	5,93
Sand, fine	(0,063 mm - 0,200 mm):	75,59
Sand, medium	(0,2 mm - 0,6 mm):	17,80
Sand, coarse	(0,6 mm - 2 mm):	0,68
Gravel	(> 2 mm):	0,00
Sum:		100,00

Moments Measures (Folk and Wards)

Percentile Amount in sieve	Percentile Amount passing	d(mm)	Φ
5%	95%	0,27	1,86
16%	84%	0,21	2,25
25%	75%	0,18	2,49
40%	60%	0,16	2,62
Median 50%	50%	0,15	2,72
75%	25%	0,12	3,01
84%	16%	0,11	3,23
90%	10%	0,10	3,40
95%	5%	-------	-------

Moments Statistics

Mean	2,73
Sorting	-------
Skewness	-------
Kurtosis	-------
Uniformity Coefficient	1,71

The analysis is executed according to DS 405.9 extended by sieves to the ½ phi scale

Size Classes and Percentiles are found by linear interpolation

Formulas

Mean (ϕ16%+ϕ84%+ϕ50%) / 3 (Folk and Ward 1957)

Sorting (ϕ84%-ϕ16%) / 4 + (ϕ95%-ϕ5%) / 6,6 (Folk and Ward 1957)

Kurtosis (ϕ95% - ϕ5%) / (2,44 * (ϕ75% - ϕ25%)) (Folk and Ward 1957)

Skewness (ϕ16%+ϕ84% - 2*ϕ50%) / (2*(ϕ84%-ϕ16%)) + (ϕ5%+ϕ95% - 2*ϕ50%) / (2*(ϕ95%-ϕ5%)) (Folk and Ward 1957)

Uniformity Coefficient (d60% / d10%) (dgf-Bulletin 1988)

Mean, sorting, skewness and kurtosis are based on "Amount in sieve". Uniformity coefficient is based on "Amount passing".

Øster Voldgade 10 1350 København K
Tel.: +45 38 14 20 00 Telefax: +45 38 14 20 50
Email: GEUS@geus.dk
www.geus.dk

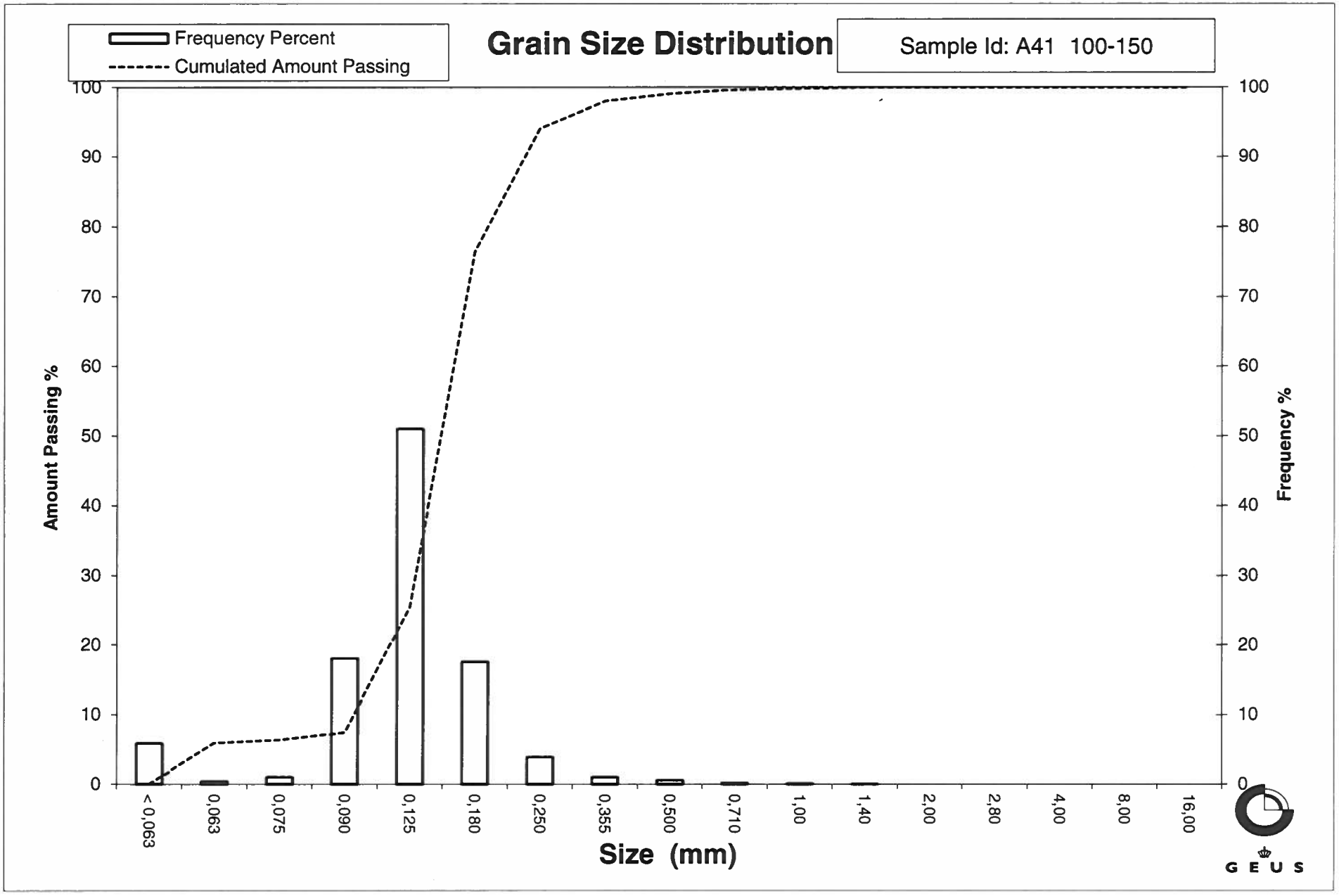
Frequency Percent
Cumulated Amount Passing
Grain Size Distribution
Sample Id: A41 100-150
Amount Passing %
Frequency %
100
90
80
70
60
50
40
30
20
10
0
< 0,063
0,063
0,075
0,090
0,125
0,180
0,250
0,355
0,500
0,710
1,00
1,40
2,00
2,80
4,00
8,00
16,00
Size (mm)
GEUS

Grain Size Distribution
Geotechnical

Sample Id: A41 200-250
Lab. Id: 220584
Projekt Energistyrelsen
Subject: A41
Date: 02-09-2022
Executed: PS/CRL
Remarks:

GEUS

Total Weight 89,1 g

Size Fractions

Sieve Analysis

	Size mm	Size Φ	Weight g	Weight %	Cumulated amount passing %
Gravel	16,00	-4,00	0,00	0,00	100,00
	8,00	-3,00	0,00	0,00	100,00
	4,00	-2,00	0,00	0,00	100,00
	2,80	-1,49	0,00	0,00	100,00
	2,00	-1,00	0,00	0,00	100,00
Sand	1,40	-0,49	0,07	0,08	99,92
	1,00	0,00	0,11	0,12	99,80
	0,710	0,49	0,16	0,18	99,62
	0,500	1,00	0,25	0,28	99,34
	0,355	1,49	0,35	0,39	98,95
	0,250	2,00	1,17	1,31	97,63
	0,180	2,47	12,00	13,47	84,16
	0,125	3,00	40,36	45,30	38,87
	0,090	3,47	23,09	25,91	12,95
	0,075	3,74	1,40	1,57	11,38
	0,063	3,99	0,54	0,61	10,77
	< 0,063	> 3,99	9,60	10,77	0,00

Size Classes (DGF-Bulletin 1 1988)

		Weight %
Silt and clay	(< 0,063 mm):	10,77
Sand, fine	(0,063 mm - 0,200 mm):	77,24
Sand, medium	(0,2 mm - 0,6 mm):	11,46
Sand, coarse	(0,6 mm - 2 mm):	0,53
Gravel	(> 2 mm):	0,00
Sum:		100,00

Moments Measures (Folk and Wards)

Percentile Amount in sieve	Percentile Amount passing	d(mm)	Φ
5%	95%	0,24	2,08
16%	84%	0,18	2,48
25%	75%	0,17	2,57
40%	60%	0,15	2,73
Median 50%	50%	0,14	2,85
75%	25%	0,11	3,23
84%	16%	0,09	3,41
90%	10%	-------	-------
95%	5%	-------	-------

Moments Statistics

Mean	2,91
Sorting	-------
Skewness	-------
Kurtosis	-------
Uniformity Coefficient	-------

The analysis is executed according to DS 405.9 extended by sieves to the ½ phi scale

Size Classes and Percentiles are found by linear interpolation

Formulas

Mean (ϕ16%+ϕ84%+ϕ50%) / 3 (Folk and Ward 1957)

Sorting (ϕ84%-ϕ16%) / 4 + (ϕ95%-ϕ5%) / 6,6 (Folk and Ward 1957)

Kurtosis (ϕ95% - ϕ5%) / (2,44 * (ϕ75% - ϕ25%)) (Folk and Ward 1957)

Skewness (ϕ16%+ϕ84% - 2*ϕ50%) / (2*(ϕ84%-ϕ16%)) + (ϕ5%+ϕ95% - 2*ϕ50%) / (2*(ϕ95%-ϕ5%)) (Folk and Ward 1957)

Uniformity Coefficient (d60% / d10%) (dgf-Bulletin 1988)

Mean, sorting, skewness and kurtosis are based on "Amount in sieve". Uniformity coefficient is based on "Amount passing".

Øster Voldgade 10 1350 København K
Tel.: +45 38 14 20 00 Telefax: +45 38 14 20 50
Email: GEUS@geus.dk
www.geus.dk

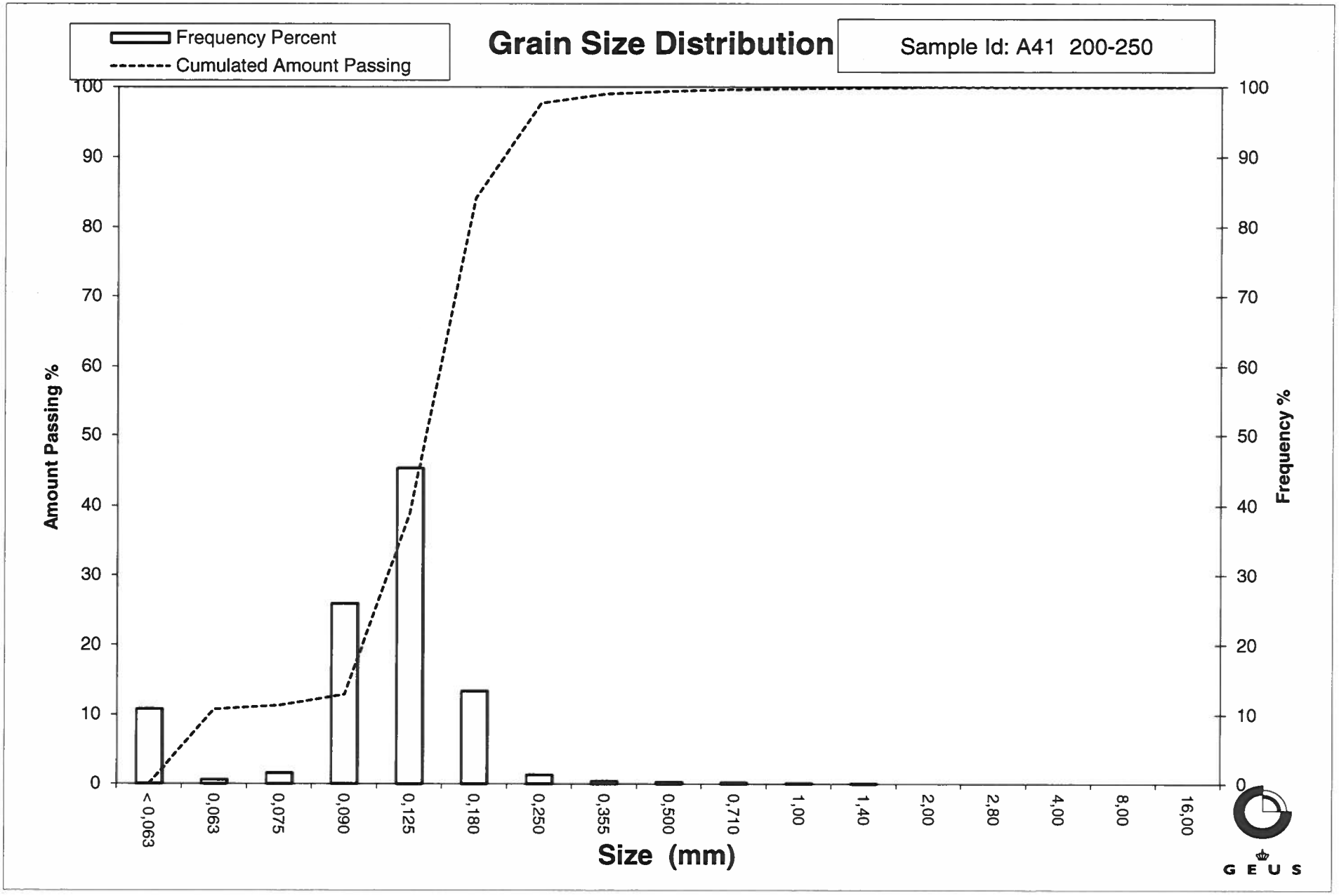
Frequency Percent
Cumulated Amount Passing
Grain Size Distribution
Sample Id: A41 200-250
Amount Passing %
Frequency %
100
90
80
70
60
50
40
30
20
10
0
< 0,063
0,063
0,075
0,090
0,125
0,180
0,250
0,355
0,500
0,710
1,00
1,40
2,00
2,80
4,00
8,00
16,00
Size (mm)
GEUS

Grain Size Distribution
Geotechnical

Sample Id: A43 0-50
Lab. Id: 220585
Projekt Energistyrelsen
Subject: A43
Date: 02-09-2022
Executed: PS/CRL
Remarks: >4mm heraf 0,1g skaller

GEUS

Total Weight 114,93 g

Size Fractions

Sieve Analysis

	Size mm	Size Φ	Weight g	Weight %	Cumulated amount passing %
Gravel	16,00	-4,00	0,00	0,00	100,00
	8,00	-3,00	0,00	0,00	100,00
	4,00	-2,00	0,16	0,14	99,86
	2,80	-1,49	1,27	1,11	98,76
	2,00	-1,00	1,16	1,01	97,75
Sand	1,40	-0,49	0,92	0,80	96,95
	1,00	0,00	4,65	4,05	92,90
	0,710	0,49	9,23	8,03	84,87
	0,500	1,00	19,95	17,36	67,51
	0,355	1,49	28,65	24,93	42,58
	0,250	2,00	33,50	29,15	13,43
	0,180	2,47	12,37	10,76	2,67
	0,125	3,00	2,01	1,75	0,92
	0,090	3,47	0,15	0,13	0,79
	0,075	3,74	0,01	0,01	0,78
	0,063	3,99	0,00	0,00	0,78
	< 0,063	> 3,99	0,90	0,78	0,00

Size Classes (DGF-Bulletin 1 1988)

		Weight %
Silt and clay	(< 0,063 mm):	0,78
Sand, fine	(0,063 mm - 0,200 mm):	4,96
Sand, medium	(0,2 mm - 0,6 mm):	70,03
Sand, coarse	(0,6 mm - 2 mm):	21,97
Gravel	(> 2 mm):	2,25
Sum:		100,00

Moments Measures (Folk and Wards)

Percentile Amount in sieve	Percentile Amount passing	d(mm)	Φ
5%	95%	1,21	-0,27
16%	84%	0,70	0,52
25%	75%	0,59	0,76
40%	60%	0,46	1,13
Median 50%	50%	0,40	1,33
75%	25%	0,29	1,78
84%	16%	0,26	1,95
90%	10%	0,23	2,14
95%	5%	0,20	2,36

Moments Statistics

Mean	1,26
Sorting	0,76
Skewness	-0,18
Kurtosis	1,06
Uniformity Coefficient	2,00

The analysis is executed according to DS 405.9 extended by sieves to the ½ phi scale

Size Classes and Percentiles are found by linear interpolation

Formulas

Mean (ϕ16%+ϕ84%+ϕ50%) / 3 (Folk and Ward 1957)

Sorting (ϕ84%-ϕ16%) / 4 + (ϕ95%-ϕ5%) / 6,6 (Folk and Ward 1957)

Kurtosis (ϕ95% - ϕ5%) / (2,44 * (ϕ75% - ϕ25%)) (Folk and Ward 1957)

Skewness (ϕ16%+ϕ84% - 2*ϕ50%) / (2*(ϕ84%-ϕ16%)) + (ϕ5%+ϕ95% - 2*ϕ50%) / (2*(ϕ95%-ϕ5%)) (Folk and Ward 1957)

Uniformity Coefficient (d60% / d10%) (dgf-Bulletin 1988)

Mean, sorting, skewness and kurtosis are based on "Amount in sieve". Uniformity coefficient is based on "Amount passing".

Øster Voldgade 10 1350 København K
Tel.: +45 38 14 20 00 Telefax: +45 38 14 20 50
Email: GEUS@geus.dk
www.geus.dk

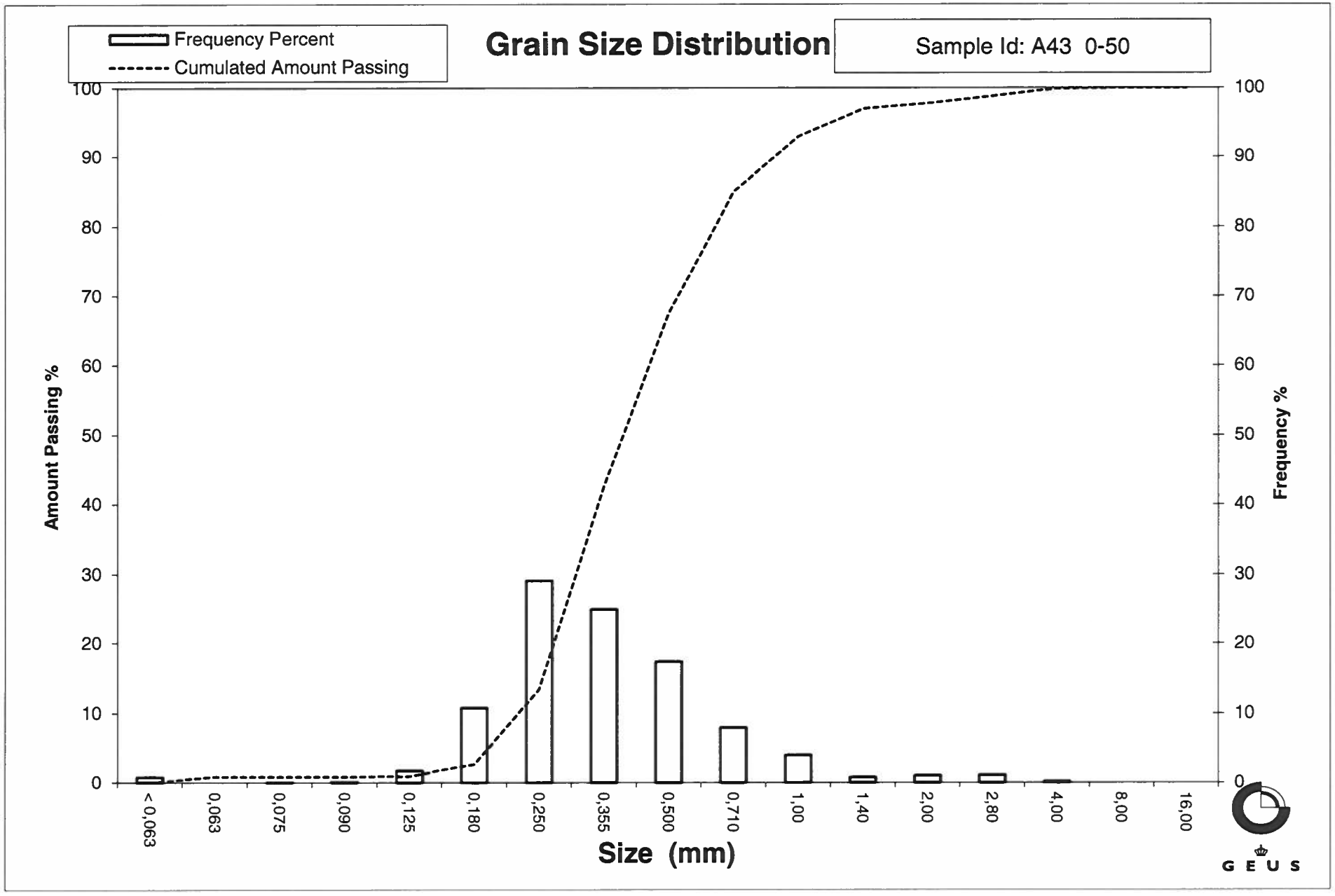
Frequency Percent
Cumulated Amount Passing
Grain Size Distribution
Sample Id: A43 0-50
Amount Passing %
Frequency %
100
90
80
70
60
50
40
30
20
10
0
< 0,063
0,063
0,075
0,090
0,125
0,180
0,250
0,355
0,500
0,710
1,00
1,40
2,00
2,80
4,00
8,00
16,00
Size (mm)
GEUS

Grain Size Distribution
Geotechnical

Sample Id: A43 100-150
Lab. Id: 220586
Projekt Energistyrelsen
Subject: A43
Date: 02-09-2022
Executed: PS/CRL
Remarks:

GEUS

Total Weight 105,76 g

Size Fractions

Sieve Analysis

	Size mm	Size Φ	Weight g	Weight %	Cumulated amount passing %
Gravel	16,00	-4,00	0,00	0,00	100,00
	8,00	-3,00	0,00	0,00	100,00
	4,00	-2,00	0,00	0,00	100,00
	2,80	-1,49	1,24	1,17	98,83
	2,00	-1,00	2,16	2,04	96,79
Sand	1,40	-0,49	1,80	1,70	95,08
	1,00	0,00	3,51	3,32	91,76
	0,710	0,49	6,91	6,53	85,23
	0,500	1,00	14,69	13,89	71,34
	0,355	1,49	29,37	27,77	43,57
	0,250	2,00	31,59	29,87	13,70
	0,180	2,47	11,70	11,06	2,64
	0,125	3,00	1,40	1,32	1,31
	0,090	3,47	0,18	0,17	1,14
	0,075	3,74	0,00	0,00	1,14
	0,063	3,99	0,00	0,00	1,14
	< 0,063	> 3,99	1,21	1,14	0,00

Size Classes (DGF-Bulletin 1 1988)

		Weight %
Silt and clay	(< 0,063 mm):	1,14
Sand, fine	(0,063 mm - 0,200 mm):	4,65
Sand, medium	(0,2 mm - 0,6 mm):	72,16
Sand, coarse	(0,6 mm - 2 mm):	18,83
Gravel	(> 2 mm):	3,21
Sum:		100,00

Moments Measures (Folk and Wards)

Percentile Amount in sieve	Percentile Amount passing	d(mm)	Φ
5%	95%	1,39	-0,48
16%	84%	0,69	0,53
25%	75%	0,56	0,85
40%	60%	0,44	1,18
Median 50%	50%	0,39	1,36
75%	25%	0,29	1,79
84%	16%	0,26	1,95
90%	10%	0,23	2,14
95%	5%	0,19	2,36

Moments Statistics

Mean	1,28
Sorting	0,78
Skewness	-0,23
Kurtosis	1,24
Uniformity Coefficient	1,95

The analysis is executed according to DS 405.9 extended by sieves to the ½ phi scale

Size Classes and Percentiles are found by linear interpolation

Formulas

Mean (ϕ16%+ϕ84%+ϕ50%) / 3 (Folk and Ward 1957)

Sorting (ϕ84%-ϕ16%) / 4 + (ϕ95%-ϕ5%) / 6,6 (Folk and Ward 1957)

Kurtosis (ϕ95% - ϕ5%) / (2,44 * (ϕ75% - ϕ25%)) (Folk and Ward 1957)

Skewness (ϕ16%+ϕ84% - 2*ϕ50%) / (2*(ϕ84%-ϕ16%)) + (ϕ5%+ϕ95% - 2*ϕ50%) / (2*(ϕ95%-ϕ5%)) (Folk and Ward 1957)

Uniformity Coefficient (d60% / d10%) (dgf-Bulletin 1988)

Mean, sorting, skewness and kurtosis are based on "Amount in sieve". Uniformity coefficient is based on "Amount passing".

Øster Voldgade 10 1350 København K
Tel.: +45 38 14 20 00 Telefax: +45 38 14 20 50
Email: GEUS@geus.dk
www.geus.dk

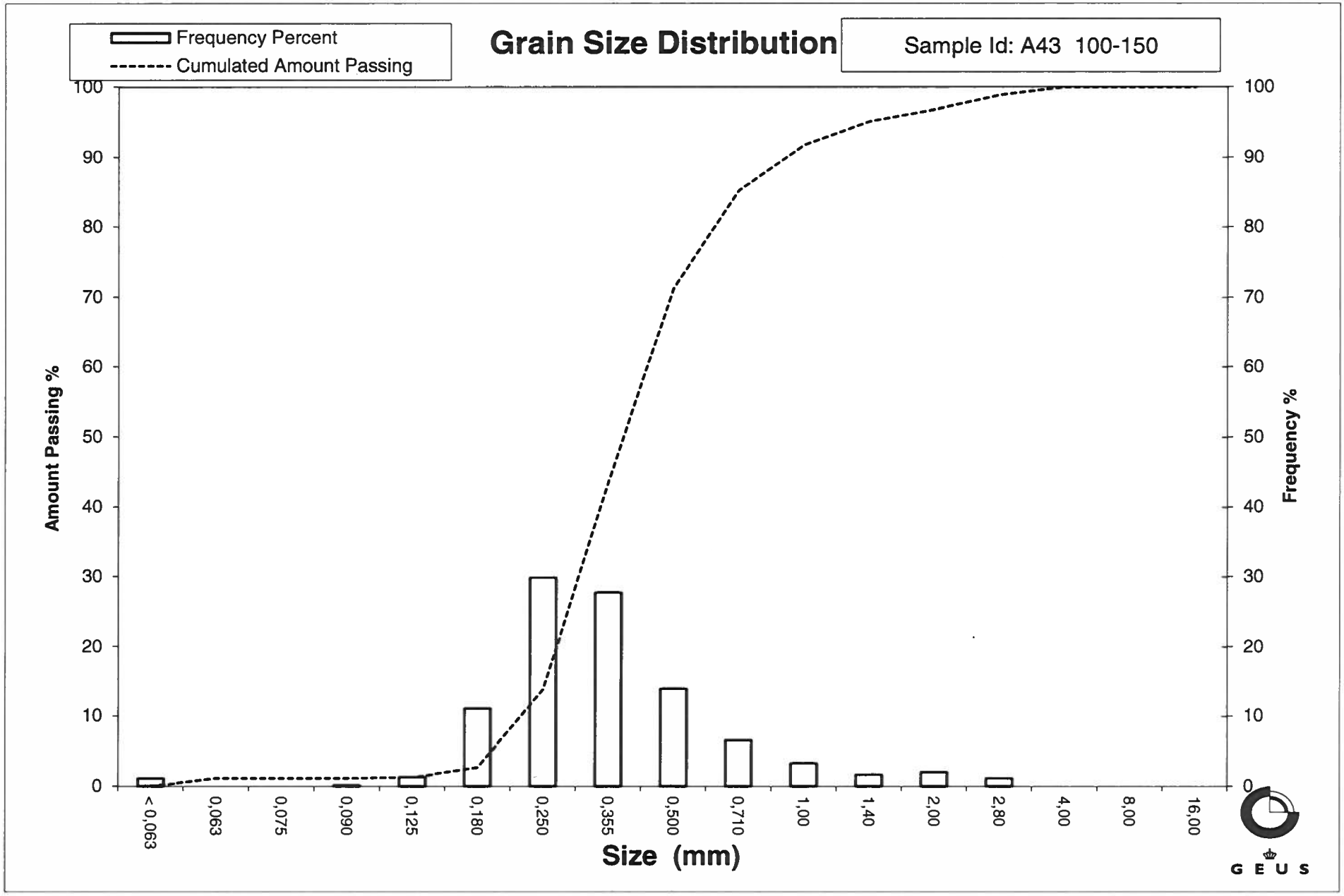
Frequency Percent
Cumulated Amount Passing
Grain Size Distribution
Sample Id: A43 100-150
Amount Passing %
Frequency %
100
90
80
70
60
50
40
30
20
10
0
< 0,063
0,063
0,075
0,090
0,125
0,180
0,250
0,355
0,500
0,710
1,00
1,40
2,00
2,80
4,00
8,00
16,00
Size (mm)
GEUS

Grain Size Distribution
Geotechnical

Sample Id: A43 200-250
Lab. Id: 220587
Projekt Energistyrelsen
Subject: A43
Date: 02-09-2022
Executed: PS/CRL
Remarks:

GEUS

Total Weight 102,7 g

Size Fractions

Sieve Analysis

	Size mm	Size Φ	Weight g	Weight %	Cumulated amount passing %
Gravel	16,00	-4,00	0,00	0,00	100,00
	8,00	-3,00	0,00	0,00	100,00
	4,00	-2,00	0,00	0,00	100,00
	2,80	-1,49	0,37	0,36	99,64
	2,00	-1,00	0,37	0,36	99,28
Sand	1,40	-0,49	0,40	0,39	98,89
	1,00	0,00	2,56	2,49	96,40
	0,710	0,49	5,73	5,58	90,82
	0,500	1,00	16,44	16,01	74,81
	0,355	1,49	24,56	23,91	50,90
	0,250	2,00	33,15	32,28	18,62
	0,180	2,47	15,38	14,98	3,64
	0,125	3,00	2,78	2,71	0,93
	0,090	3,47	0,17	0,17	0,77
	0,075	3,74	0,00	0,00	0,77
	0,063	3,99	0,00	0,00	0,77
	< 0,063	> 3,99	0,79	0,77	0,00

Size Classes (DGF-Bulletin 1 1988)

		Weight %
Silt and clay	(< 0,063 mm):	0,77
Sand, fine	(0,063 mm - 0,200 mm):	7,15
Sand, medium	(0,2 mm - 0,6 mm):	74,51
Sand, coarse	(0,6 mm - 2 mm):	16,85
Gravel	(> 2 mm):	0,72
Sum:		100,00

Moments Measures (Folk and Wards)

Percentile Amount in sieve	Percentile Amount passing	d(mm)	Φ
5%	95%	0,93	0,11
16%	84%	0,62	0,69
25%	75%	0,50	0,99
40%	60%	0,41	1,29
Median 50%	50%	0,35	1,51
75%	25%	0,27	1,88
84%	16%	0,24	2,07
90%	10%	0,21	2,25
95%	5%	0,19	2,42

Moments Statistics

Mean	1,42
Sorting	0,70
Skewness	-0,19
Kurtosis	1,06
Uniformity Coefficient	1,96

The analysis is executed according to DS 405.9 extended by sieves to the ½ phi scale

Size Classes and Percentiles are found by linear interpolation

Formulas

Mean (ϕ16%+ϕ84%+ϕ50%) / 3 (Folk and Ward 1957)

Sorting (ϕ84%-ϕ16%) / 4 + (ϕ95%-ϕ5%) / 6,6 (Folk and Ward 1957)

Kurtosis (ϕ95% - ϕ5%) / (2,44 * (ϕ75% - ϕ25%)) (Folk and Ward 1957)

Skewness (ϕ16%+ϕ84% - 2*ϕ50%) / (2*(ϕ84%-ϕ16%)) + (ϕ5%+ϕ95% - 2*ϕ50%) / (2*(ϕ95%-ϕ5%)) (Folk and Ward 1957)

Uniformity Coefficient (d60% / d10%) (dgf-Bulletin 1988)

Mean, sorting, skewness and kurtosis are based on "Amount in sieve". Uniformity coefficient is based on "Amount passing".

Øster Voldgade 10 1350 København K
Tel.: +45 38 14 20 00 Telefax: +45 38 14 20 50
Email: GEUS@geus.dk
www.geus.dk

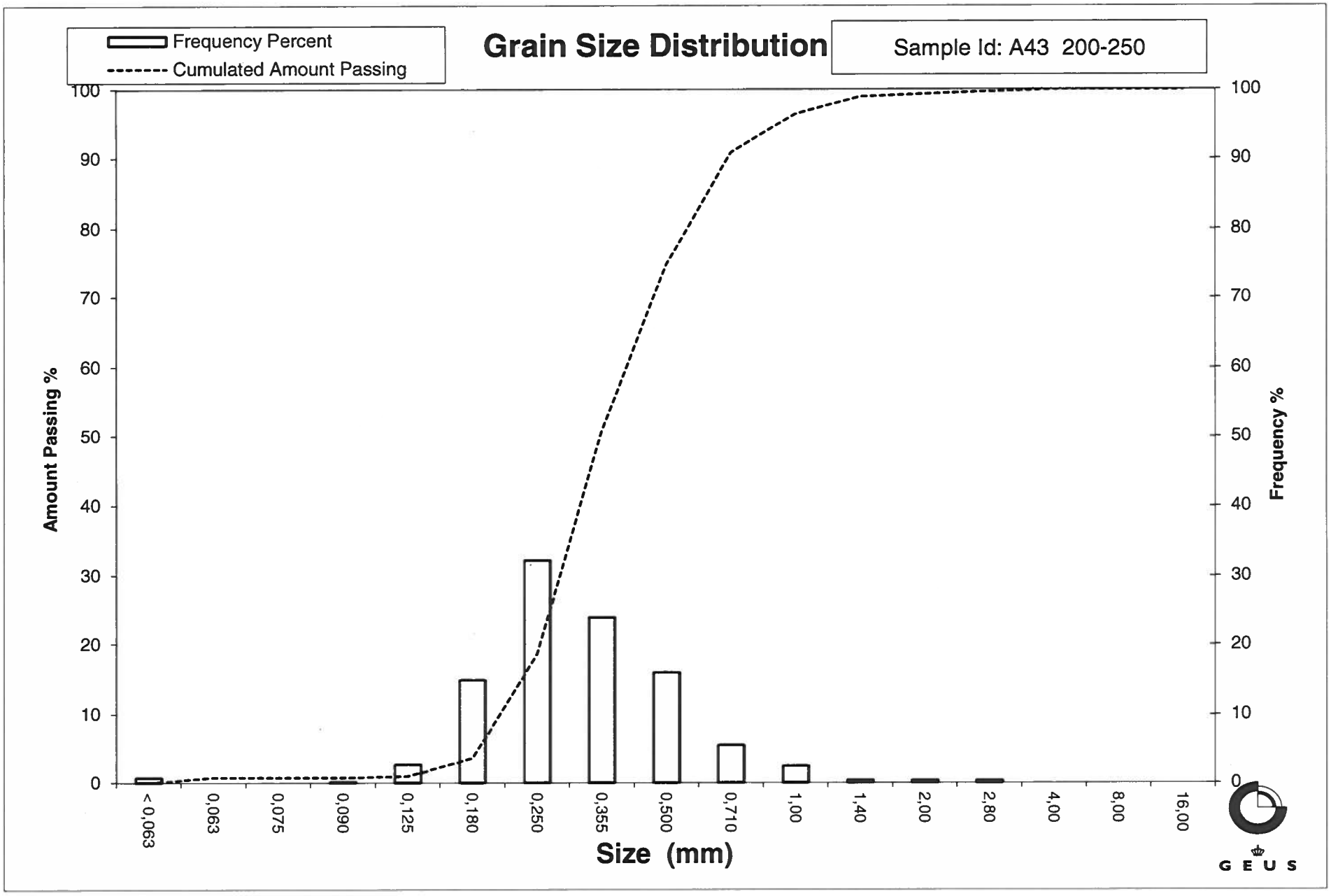
Frequency Percent
Cumulated Amount Passing
Grain Size Distribution
Sample Id: A43 200-250
Amount Passing %
Frequency %
100
90
80
70
60
50
40
30
20
10
0
< 0,063
0,063
0,075
0,090
0,125
0,180
0,250
0,355
0,500
0,710
1,00
1,40
2,00
2,80
4,00
8,00
16,00
Size (mm)
GEUS

Grain Size Distribution
Geotechnical

Sample Id: A43 300-350
Lab. Id: 220588
Projekt Energistyrelsen
Subject: A43
Date: 02-09-2022
Executed: PS/CRL
Remarks:

GEUS

Total Weight 108,83 g

Size Fractions

Sieve Analysis

	Size mm	Size Φ	Weight g	Weight %	Cumulated amount passing %
Gravel	16,00	-4,00	0,00	0,00	100,00
	8,00	-3,00	0,00	0,00	100,00
	4,00	-2,00	0,00	0,00	100,00
	2,80	-1,49	0,00	0,00	100,00
	2,00	-1,00	0,05	0,05	99,95
Sand	1,40	-0,49	0,42	0,39	99,57
	1,00	0,00	1,38	1,27	98,30
	0,710	0,49	4,90	4,50	93,80
	0,500	1,00	13,66	12,55	81,25
	0,355	1,49	30,49	28,02	53,23
	0,250	2,00	37,26	34,24	18,99
	0,180	2,47	16,80	15,44	3,56
	0,125	3,00	2,30	2,11	1,44
	0,090	3,47	0,28	0,26	1,19
	0,075	3,74	0,01	0,01	1,18
	0,063	3,99	0,03	0,03	1,15
	< 0,063	> 3,99	1,25	1,15	0,00

Size Classes (DGF-Bulletin 1 1988)

		Weight %
Silt and clay	(< 0,063 mm):	1,15
Sand, fine	(0,063 mm - 0,200 mm):	6,82
Sand, medium	(0,2 mm - 0,6 mm):	79,26
Sand, coarse	(0,6 mm - 2 mm):	12,73
Gravel	(> 2 mm):	0,05
Sum:		100,00

Moments Measures (Folk and Wards)

Percentile Amount in sieve	Percentile Amount passing	d(mm)	Φ
5%	95%	0,79	0,34
16%	84%	0,55	0,87
25%	75%	0,47	1,10
40%	60%	0,39	1,36
Median 50%	50%	0,35	1,53
75%	25%	0,27	1,90
84%	16%	0,24	2,08
90%	10%	0,21	2,26
95%	5%	0,19	2,42

Moments Statistics

Mean	1,50
Sorting	0,62
Skewness	-0,12
Kurtosis	1,06
Uniformity Coefficient	1,86

The analysis is executed according to DS 405.9 extended by sieves to the ½ phi scale

Size Classes and Percentiles are found by linear interpolation

Formulas

Mean (ϕ16%+ϕ84%+ϕ50%) / 3 (Folk and Ward 1957)

Sorting (ϕ84%-ϕ16%) / 4 + (ϕ95%-ϕ5%) / 6,6 (Folk and Ward 1957)

Kurtosis (ϕ95% - ϕ5%) / (2,44 * (ϕ75% - ϕ25%)) (Folk and Ward 1957)

Skewness (ϕ16%+ϕ84% - 2*ϕ50%) / (2*(ϕ84%-ϕ16%)) + (ϕ5%+ϕ95% - 2*ϕ50%) / (2*(ϕ95%-ϕ5%)) (Folk and Ward 1957)

Uniformity Coefficient (d60% / d10%) (dgf-Bulletin 1988)

Mean, sorting, skewness and kurtosis are based on "Amount in sieve". Uniformity coefficient is based on "Amount passing".

Øster Voldgade 10 1350 København K
Tel.: +45 38 14 20 00 Telefax: +45 38 14 20 50
Email: GEUS@geus.dk
www.geus.dk

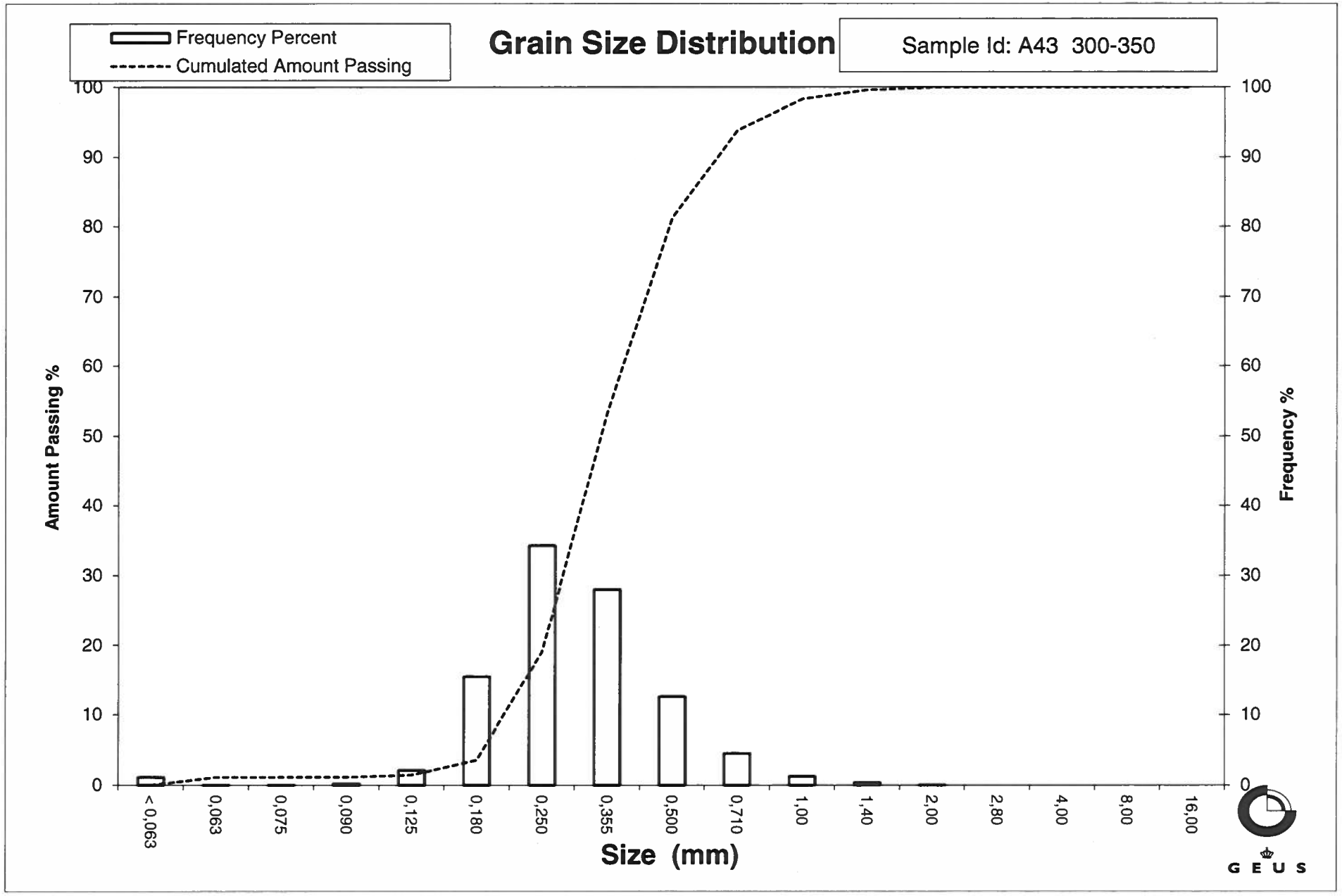
Frequency Percent
Cumulated Amount Passing
Grain Size Distribution
Sample Id: A43 300-350
Amount Passing %
Frequency %
100
90
80
70
60
50
40
30
20
10
0
< 0,063
0,063
0,075
0,090
0,125
0,180
0,250
0,355
0,500
0,710
1,00
1,40
2,00
2,80
4,00
8,00
16,00
Size (mm)
GEUS

Grain Size Distribution
Geotechnical

Sample Id: A46 0-50
Lab. Id: 220589
Projekt Energistyrelsen
Subject: A46
Date: 02-09-2022
Executed: PS/CRL
Remarks:

GEUS

Total Weight 113,51 g

Size Fractions

Sieve Analysis

	Size mm	Size Φ	Weight g	Weight %	Cumulated amount passing %
Gravel	16,00	-4,00	0,00	0,00	100,00
	8,00	-3,00	0,00	0,00	100,00
	4,00	-2,00	0,00	0,00	100,00
	2,80	-1,49	0,02	0,02	99,98
	2,00	-1,00	0,45	0,40	99,59
Sand	1,40	-0,49	1,45	1,28	98,31
	1,00	0,00	11,38	10,03	88,28
	0,710	0,49	17,99	15,85	72,43
	0,500	1,00	27,73	24,43	48,00
	0,355	1,49	22,52	19,84	28,16
	0,250	2,00	20,06	17,67	10,49
	0,180	2,47	8,73	7,69	2,80
	0,125	3,00	2,02	1,78	1,02
	0,090	3,47	0,14	0,12	0,90
	0,075	3,74	0,00	0,00	0,90
	0,063	3,99	0,00	0,00	0,90
	< 0,063	> 3,99	1,02	0,90	0,00

Size Classes (DGF-Bulletin 1 1988)

		Weight %
Silt and clay	(< 0,063 mm):	0,90
Sand, fine	(0,063 mm - 0,200 mm):	4,10
Sand, medium	(0,2 mm - 0,6 mm):	54,64
Sand, coarse	(0,6 mm - 2 mm):	39,95
Gravel	(> 2 mm):	0,41
Sum:		100,00

Moments Measures (Folk and Wards)

Percentile Amount in sieve	Percentile Amount passing	d(mm)	Φ
5%	95%	1,27	-0,34
16%	84%	0,92	0,12
25%	75%	0,76	0,40
40%	60%	0,60	0,73
Median 50%	50%	0,52	0,95
75%	25%	0,34	1,57
84%	16%	0,28	1,82
90%	10%	0,25	2,03
95%	5%	0,20	2,32

Moments Statistics

Mean	0,96
Sorting	0,83
Skewness	0,03
Kurtosis	0,93
Uniformity Coefficient	2,46

The analysis is executed according to DS 405.9 extended by sieves to the ½ phi scale

Size Classes and Percentiles are found by linear interpolation

Formulas

Mean (ϕ16%+ϕ84%+ϕ50%) / 3 (Folk and Ward 1957)

Sorting (ϕ84%-ϕ16%) / 4 + (ϕ95%-ϕ5%) / 6,6 (Folk and Ward 1957)

Kurtosis (ϕ95% - ϕ5%) / (2,44 * (ϕ75% - ϕ25%)) (Folk and Ward 1957)

Skewness (ϕ16%+ϕ84% - 2*ϕ50%) / (2*(ϕ84%-ϕ16%)) + (ϕ5%+ϕ95% - 2*ϕ50%) / (2*(ϕ95%-ϕ5%)) (Folk and Ward 1957)

Uniformity Coefficient (d60% / d10%) (dgf-Bulletin 1988)

Mean, sorting, skewness and kurtosis are based on "Amount in sieve". Uniformity coefficient is based on "Amount passing".

Øster Voldgade 10 1350 København K
Tel.: +45 38 14 20 00 Telefax: +45 38 14 20 50
Email: GEUS@geus.dk
www.geus.dk

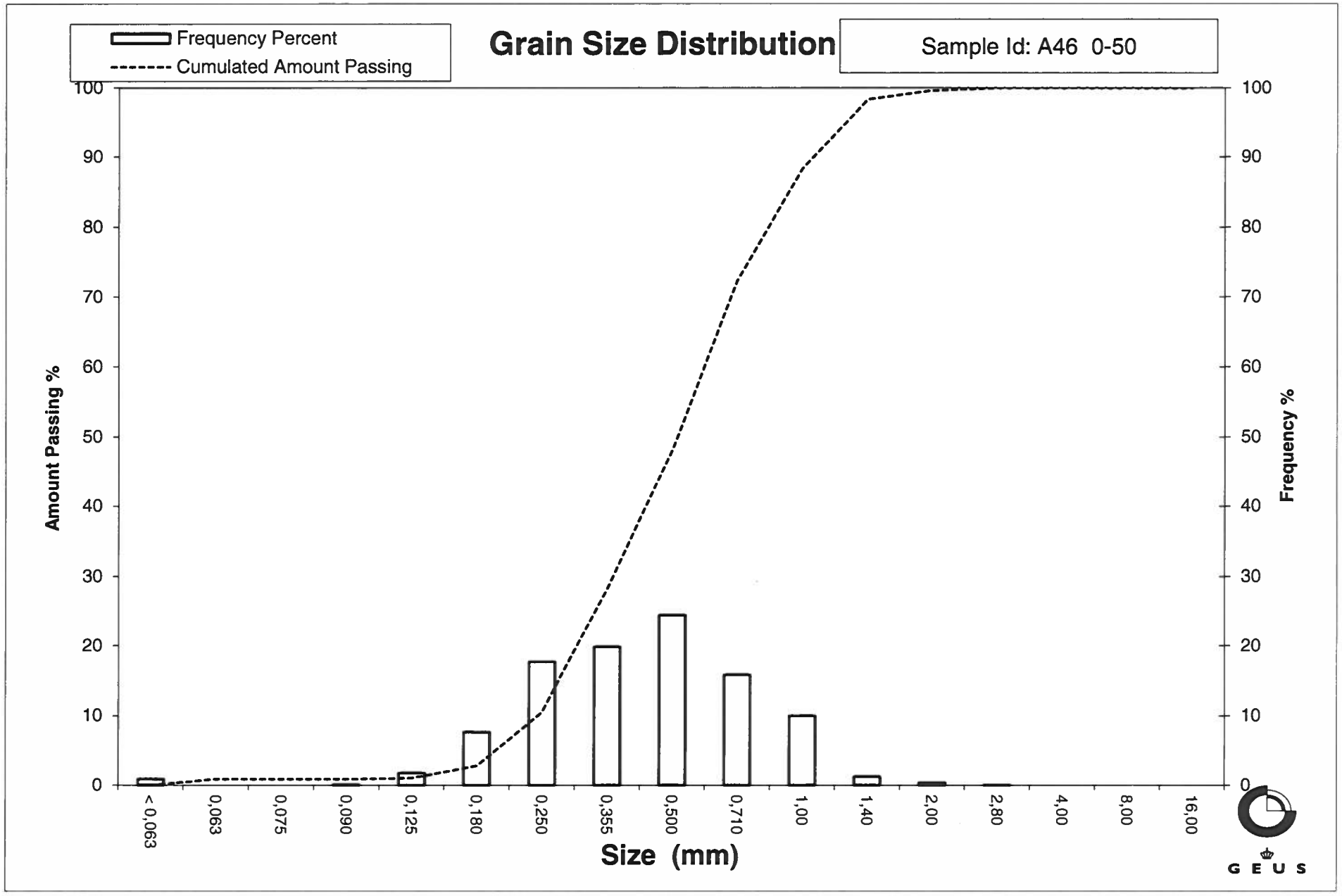
Frequency Percent
Cumulated Amount Passing
Grain Size Distribution
Sample Id: A46 0-50
Amount Passing %
Frequency %
100
90
80
70
60
50
40
30
20
10
0
< 0,063
0,063
0,075
0,090
0,125
0,180
0,250
0,355
0,500
0,710
1,00
1,40
2,00
2,80
4,00
8,00
16,00
Size (mm)
GEUS

Grain Size Distribution
Geotechnical

Sample Id: A46 100-150
Lab. Id: 220590
Projekt Energistyrelsen
Subject: A46
Date: 02-09-2022
Executed: PS/CRL
Remarks:

GEUS

Total Weight 101,36 g

Size Fractions

Sieve Analysis

	Size mm	Size Φ	Weight g	Weight %	Cumulated amount passing %
Gravel	16,00	-4,00	0,00	0,00	100,00
	8,00	-3,00	0,00	0,00	100,00
	4,00	-2,00	0,23	0,23	99,77
	2,80	-1,49	0,00	0,00	99,77
	2,00	-1,00	0,00	0,00	99,77
Sand	1,40	-0,49	0,06	0,06	99,71
	1,00	0,00	0,69	0,68	99,03
	0,710	0,49	3,24	3,20	95,84
	0,500	1,00	9,45	9,32	86,51
	0,355	1,49	20,79	20,51	66,00
	0,250	2,00	35,82	35,34	30,66
	0,180	2,47	24,53	24,20	6,46
	0,125	3,00	4,88	4,81	1,65
	0,090	3,47	0,67	0,66	0,99
	0,075	3,74	0,05	0,05	0,94
	0,063	3,99	0,08	0,08	0,86
	< 0,063	> 3,99	0,87	0,86	0,00

Size Classes (DGF-Bulletin 1 1988)

		Weight %
Silt and clay	(< 0,063 mm):	0,86
Sand, fine	(0,063 mm - 0,200 mm):	12,52
Sand, medium	(0,2 mm - 0,6 mm):	77,58
Sand, coarse	(0,6 mm - 2 mm):	8,82
Gravel	(> 2 mm):	0,23
Sum:		100,00

Moments Measures (Folk and Wards)

Percentile Amount in sieve	Percentile Amount passing	d(mm)	Φ
5%	95%	0,69	0,53
16%	84%	0,48	1,05
25%	75%	0,42	1,26
40%	60%	0,34	1,57
Median 50%	50%	0,31	1,70
75%	25%	0,23	2,10
84%	16%	0,21	2,27
90%	10%	0,19	2,39
95%	5%	0,16	2,61

Moments Statistics

Mean	1,67
Sorting	0,62
Skewness	-0,10
Kurtosis	1,01
Uniformity Coefficient	1,77

The analysis is executed according to DS 405.9 extended by sieves to the ½ phi scale

Size Classes and Percentiles are found by linear interpolation

Formulas

Mean (ϕ16%+ϕ84%+ϕ50%) / 3 (Folk and Ward 1957)

Sorting (ϕ84%-ϕ16%) / 4 + (ϕ95%-ϕ5%) / 6,6 (Folk and Ward 1957)

Kurtosis (ϕ95% - ϕ5%) / (2,44 * (ϕ75% - ϕ25%)) (Folk and Ward 1957)

Skewness (ϕ16%+ϕ84% - 2*ϕ50%) / (2*(ϕ84%-ϕ16%)) + (ϕ5%+ϕ95% - 2*ϕ50%) / (2*(ϕ95%-ϕ5%)) (Folk and Ward 1957)

Uniformity Coefficient (d60% / d10%) (dgf-Bulletin 1988)

Mean, sorting, skewness and kurtosis are based on "Amount in sieve". Uniformity coefficient is based on "Amount passing".

Øster Voldgade 10 1350 København K
Tel.: +45 38 14 20 00 Telefax: +45 38 14 20 50
Email: GEUS@geus.dk
www.geus.dk

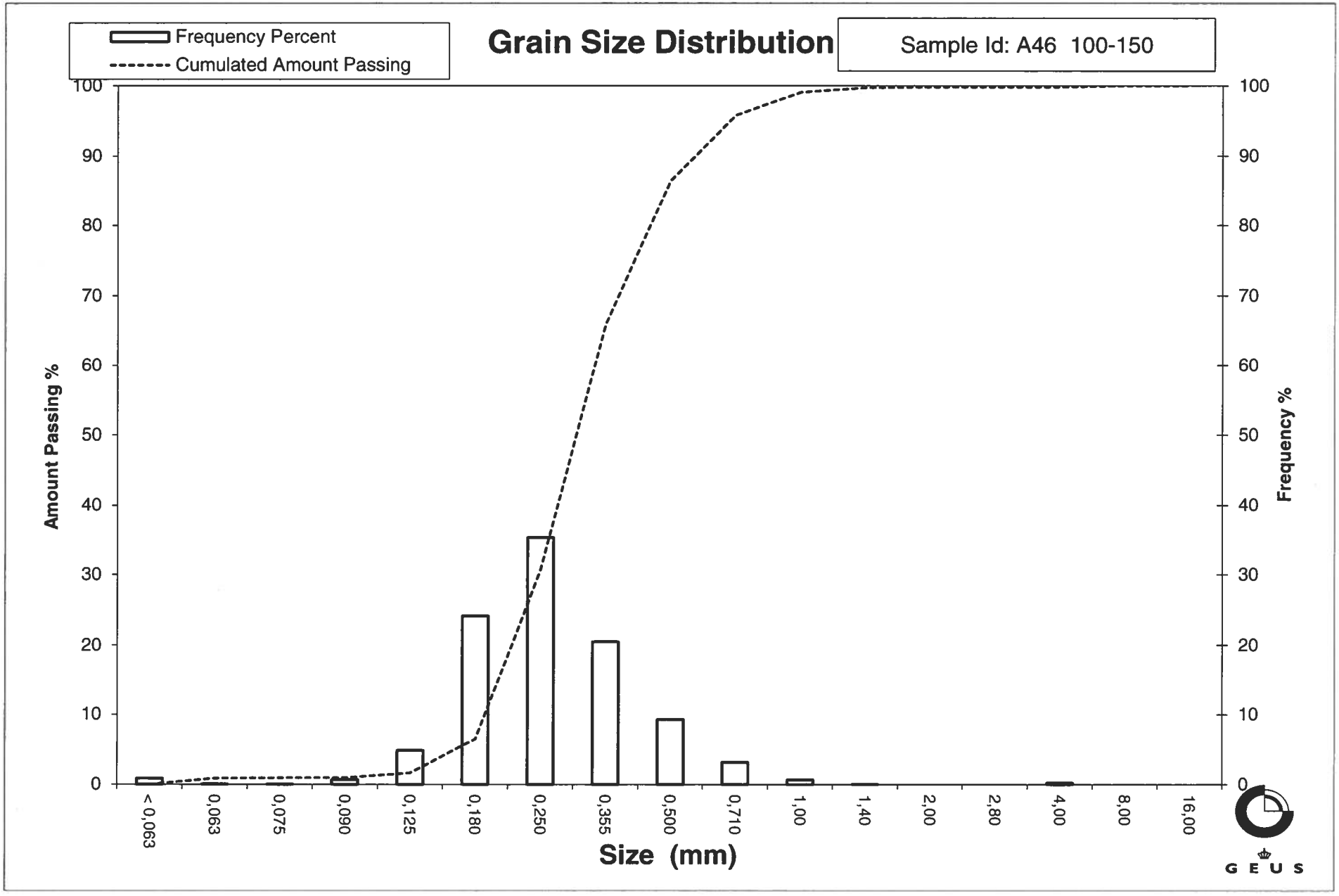
Frequency Percent
Cumulated Amount Passing
Grain Size Distribution
Sample Id: A46 100-150
Amount Passing %
Frequency %
100
90
80
70
60
50
40
30
20
10
0
< 0,063
0,063
0,075
0,090
0,125
0,180
0,250
0,355
0,500
0,710
1,00
1,40
2,00
2,80
4,00
8,00
16,00
Size (mm)
GEUS

Grain Size Distribution
Geotechnical

Sample Id: A46 200-250
Lab. Id: 220591
Projekt Energistyrelsen
Subject: A46
Date: 02-09-2022
Executed: PS/CRL
Remarks:

GEUS

Total Weight 112,31 g

Size Fractions

Sieve Analysis

	Size mm	Size Φ	Weight g	Weight %	Cumulated amount passing %
Gravel	16,00	-4,00	0,00	0,00	100,00
	8,00	-3,00	0,00	0,00	100,00
	4,00	-2,00	0,00	0,00	100,00
	2,80	-1,49	0,13	0,12	99,88
	2,00	-1,00	0,43	0,38	99,50
Sand	1,40	-0,49	1,28	1,14	98,36
	1,00	0,00	8,00	7,12	91,24
	0,710	0,49	13,59	12,10	79,14
	0,500	1,00	17,98	16,01	63,13
	0,355	1,49	19,45	17,32	45,81
	0,250	2,00	26,16	23,29	22,52
	0,180	2,47	17,55	15,63	6,89
	0,125	3,00	6,10	5,43	1,46
	0,090	3,47	0,54	0,48	0,98
	0,075	3,74	0,04	0,04	0,94
	0,063	3,99	0,02	0,02	0,93
	< 0,063	> 3,99	1,04	0,93	0,00

Size Classes (DGF-Bulletin 1 1988)

		Weight %
Silt and clay	(< 0,063 mm):	0,93
Sand, fine	(0,063 mm - 0,200 mm):	10,43
Sand, medium	(0,2 mm - 0,6 mm):	59,40
Sand, coarse	(0,6 mm - 2 mm):	28,75
Gravel	(> 2 mm):	0,50
Sum:		100,00

Moments Measures (Folk and Wards)

Percentile Amount in sieve	Percentile Amount passing	d(mm)	Φ
5%	95%	1,21	-0,28
16%	84%	0,83	0,27
25%	75%	0,66	0,61
40%	60%	0,47	1,08
Median 50%	50%	0,39	1,36
75%	25%	0,26	1,94
84%	16%	0,22	2,18
90%	10%	0,19	2,37
95%	5%	0,16	2,64

Moments Statistics

Mean	1,27
Sorting	0,92
Skewness	-0,13
Kurtosis	0,90
Uniformity Coefficient	2,44

The analysis is executed according to DS 405.9 extended by sieves to the ½ phi scale

Size Classes and Percentiles are found by linear interpolation

Formulas

Mean (ϕ16%+ϕ84%+ϕ50%) / 3 (Folk and Ward 1957)

Sorting (ϕ84%-ϕ16%) / 4 + (ϕ95%-ϕ5%) / 6,6 (Folk and Ward 1957)

Kurtosis (ϕ95% - ϕ5%) / (2,44 * (ϕ75% - ϕ25%)) (Folk and Ward 1957)

Skewness (ϕ16%+ϕ84% - 2*ϕ50%) / (2*(ϕ84%-ϕ16%)) + (ϕ5%+ϕ95% - 2*ϕ50%) / (2*(ϕ95%-ϕ5%)) (Folk and Ward 1957)

Uniformity Coefficient (d60% / d10%) (dgf-Bulletin 1988)

Mean, sorting, skewness and kurtosis are based on "Amount in sieve". Uniformity coefficient is based on "Amount passing".

Øster Voldgade 10 1350 København K
Tel.: +45 38 14 20 00 Telefax: +45 38 14 20 50
Email: GEUS@geus.dk
www.geus.dk

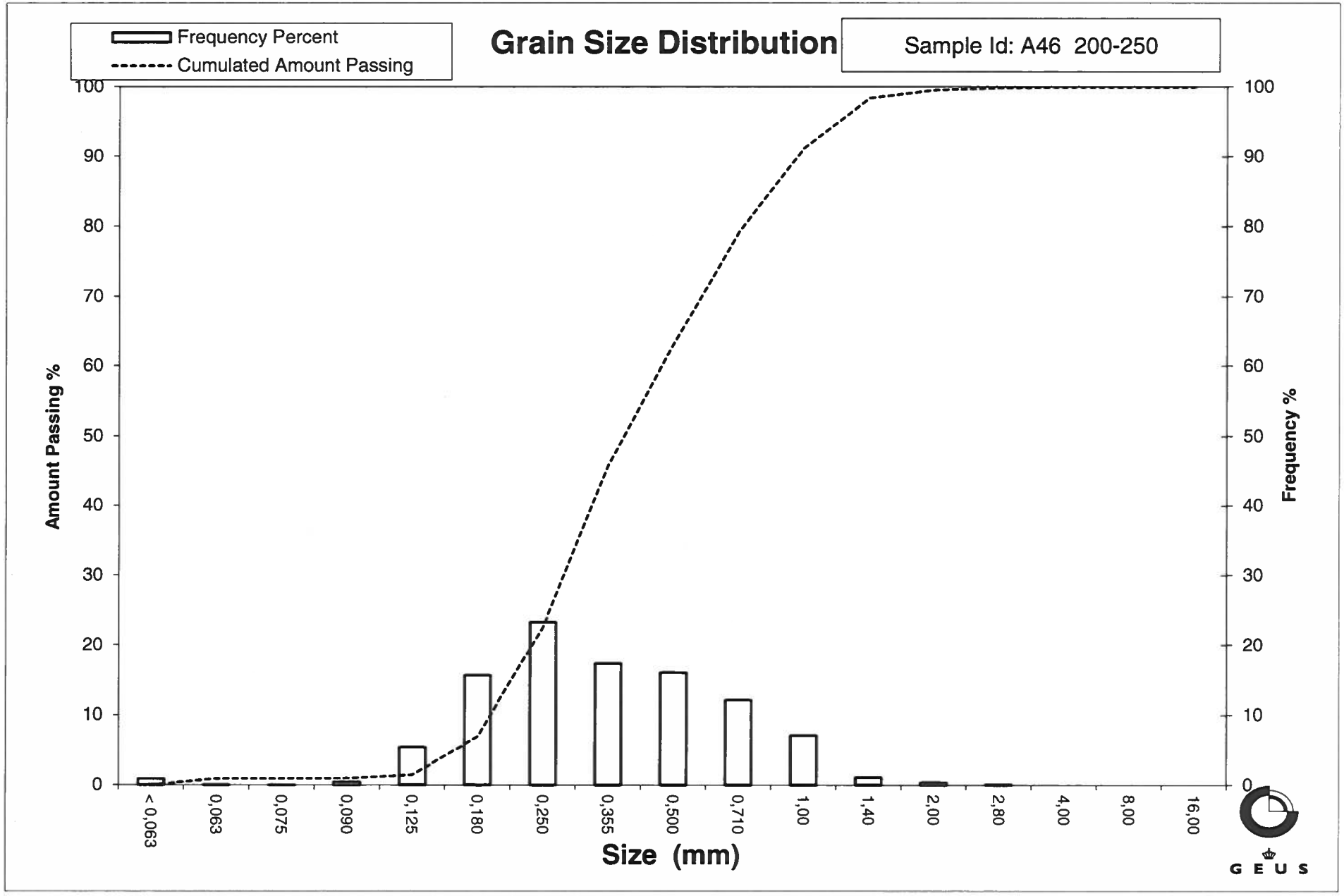
Frequency Percent
Cumulated Amount Passing
Grain Size Distribution
Sample Id: A46 200-250
Amount Passing %
Frequency %
100
90
80
70
60
50
40
30
20
10
0
< 0,063
0,063
0,075
0,090
0,125
0,180
0,250
0,355
0,500
0,710
1,00
1,40
2,00
2,80
4,00
8,00
16,00
Size (mm)
GEUS

Grain Size Distribution
Geotechnical

Sample Id: A48 24-74
Lab. Id: 220592
Projekt Energistyrelsen
Subject: A48
Date: 02-09-2022
Executed: PS/CRL
Remarks:

GEUS

Total Weight 111,72 g

Size Fractions

Sieve Analysis

	Size	Size	Weight	Weight	Cumulated amount passing
	mm	Φ	g	%	%
Gravel	16,00	-4,00	0,00	0,00	100,00
	8,00	-3,00	0,00	0,00	100,00
	4,00	-2,00	0,00	0,00	100,00
	2,80	-1,49	0,85	0,76	99,24
	2,00	-1,00	1,82	1,63	97,61
Sand	1,40	-0,49	2,43	2,18	95,44
	1,00	0,00	4,46	3,99	91,44
	0,710	0,49	9,83	8,80	82,64
	0,500	1,00	19,79	17,71	64,93
	0,355	1,49	29,30	26,23	38,70
	0,250	2,00	30,21	27,04	11,66
	0,180	2,47	10,79	9,66	2,01
	0,125	3,00	1,12	1,00	1,00
	0,090	3,47	0,16	0,14	0,86
	0,075	3,74	0,00	0,00	0,86
	0,063	3,99	0,00	0,00	0,86
	< 0,063	> 3,99	0,96	0,86	0,00

Size Classes (DGF-Bulletin 1 1988)

		Weight %
Silt and clay	(< 0,063 mm):	0,86
Sand, fine	(0,063 mm - 0,200 mm):	3,91
Sand, medium	(0,2 mm - 0,6 mm):	68,60
Sand, coarse	(0,6 mm - 2 mm):	24,24
Gravel	(> 2 mm):	2,39
Sum:		100,00

Moments Measures (Folk and Wards)

Percentile Amount in sieve	Percentile Amount passing	d(mm)	Φ
5%	95%	1,36	-0,44
16%	84%	0,75	0,41
25%	75%	0,62	0,69
40%	60%	0,47	1,08
Median 50%	50%	0,42	1,26
75%	25%	0,30	1,73
84%	16%	0,27	1,91
90%	10%	0,24	2,07
95%	5%	0,20	2,31

Moments Statistics

Mean	1,19
Sorting	0,79
Skewness	-0,19
Kurtosis	1,09
Uniformity Coefficient	1,99

The analysis is executed according to DS 405.9 extended by sieves to the ½ phi scale

Size Classes and Percentiles are found by linear interpolation

Formulas

Mean (ϕ16%+ϕ84%+ϕ50%) / 3 (Folk and Ward 1957)

Sorting (ϕ84%-ϕ16%) / 4 + (ϕ95%-ϕ5%) / 6,6 (Folk and Ward 1957)

Kurtosis (ϕ95% - ϕ5%) / (2,44 * (ϕ75% - ϕ25%)) (Folk and Ward 1957)

Skewness (ϕ16%+ϕ84% - 2*ϕ50%) / (2*(ϕ84%-ϕ16%)) + (ϕ5%+ϕ95% - 2*ϕ50%) / (2*(ϕ95%-ϕ5%)) (Folk and Ward 1957)

Uniformity Coefficient (d60% / d10%) (dgf-Bulletin 1988)

Mean, sorting, skewness and kurtosis are based on "Amount in sieve". Uniformity coefficient is based on "Amount passing".

Øster Voldgade 10 1350 København K
Tel.: +45 38 14 20 00 Telefax: +45 38 14 20 50
Email: GEUS@geus.dk
www.geus.dk

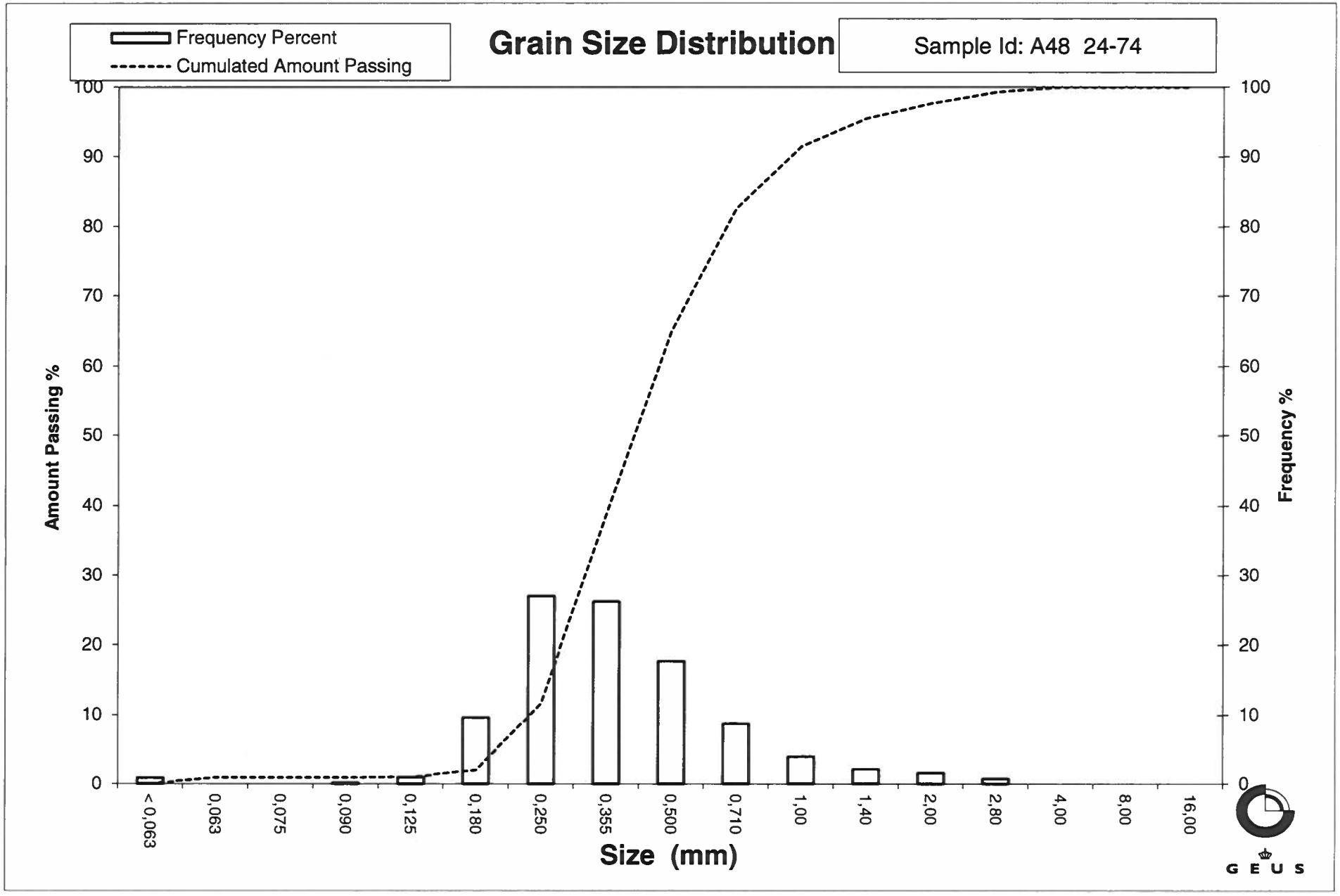
Frequency Percent
Cumulated Amount Passing
Grain Size Distribution
Sample Id: A48 24-74
Amount Passing %
Frequency %
100
90
80
70
60
50
40
30
20
10
0
< 0,063
0,063
0,075
0,090
0,125
0,180
0,250
0,355
0,500
0,710
1,00
1,40
2,00
2,80
4,00
8,00
16,00
Size (mm)
GEUS

Grain Size Distribution
Geotechnical

Sample Id: A48 125-175
Lab. Id: 220593
Projekt Energistyrelsen
Subject: A48
Date: 02-09-2022
Executed: PS/CRL
Remarks:

GEUS

Total Weight 104,46 g

Size Fractions

Sieve Analysis

	Size mm	Size Φ	Weight g	Weight %	Cumulated amount passing %
Gravel	16,00	-4,00	0,00	0,00	100,00
	8,00	-3,00	0,00	0,00	100,00
	4,00	-2,00	0,00	0,00	100,00
	2,80	-1,49	0,00	0,00	100,00
	2,00	-1,00	0,00	0,00	100,00
Sand	1,40	-0,49	0,06	0,06	99,94
	1,00	0,00	0,37	0,35	99,59
	0,710	0,49	1,65	1,58	98,01
	0,500	1,00	9,89	9,47	88,54
	0,355	1,49	20,95	20,06	68,49
	0,250	2,00	41,89	40,10	28,38
	0,180	2,47	24,27	23,23	5,15
	0,125	3,00	4,02	3,85	1,30
	0,090	3,47	0,34	0,33	0,98
	0,075	3,74	0,03	0,03	0,95
	0,063	3,99	0,02	0,02	0,93
	< 0,063	> 3,99	0,97	0,93	0,00

Size Classes (DGF-Bulletin 1 1988)

		Weight %
Silt and clay	(< 0,063 mm):	0,93
Sand, fine	(0,063 mm - 0,200 mm):	10,86
Sand, medium	(0,2 mm - 0,6 mm):	81,26
Sand, coarse	(0,6 mm - 2 mm):	6,95
Gravel	(> 2 mm):	0,00
Sum:		100,00

Moments Measures (Folk and Wards)

Percentile Amount in sieve	Percentile Amount passing	d(mm)	Φ
5%	95%	0,64	0,64
16%	84%	0,47	1,10
25%	75%	0,40	1,31
40%	60%	0,33	1,59
Median 50%	50%	0,31	1,71
75%	25%	0,24	2,06
84%	16%	0,21	2,23
90%	10%	0,19	2,36
95%	5%	0,18	2,49

Moments Statistics

Mean	1,68
Sorting	0,56
Skewness	-0,11
Kurtosis	1,02
Uniformity Coefficient	1,71

The analysis is executed according to DS 405.9 extended by sieves to the ½ phi scale

Size Classes and Percentiles are found by linear interpolation

Formulas

Mean (ϕ16%+ϕ84%+ϕ50%) / 3 (Folk and Ward 1957)

Sorting (ϕ84%-ϕ16%) / 4 + (ϕ95%-ϕ5%) / 6,6 (Folk and Ward 1957)

Kurtosis (ϕ95% - ϕ5%) / (2,44 * (ϕ75% - ϕ25%)) (Folk and Ward 1957)

Skewness (ϕ16%+ϕ84% - 2*ϕ50%) / (2*(ϕ84%-ϕ16%)) + (ϕ5%+ϕ95% - 2*ϕ50%) / (2*(ϕ95%-ϕ5%)) (Folk and Ward 1957)

Uniformity Coefficient (d60% / d10%) (dgf-Bulletin 1988)

Mean, sorting, skewness and kurtosis are based on "Amount in sieve". Uniformity coefficient is based on "Amount passing".

Øster Voldgade 10 1350 København K
Tel.: +45 38 14 20 00 Telefax: +45 38 14 20 50
Email: GEUS@geus.dk
www.geus.dk

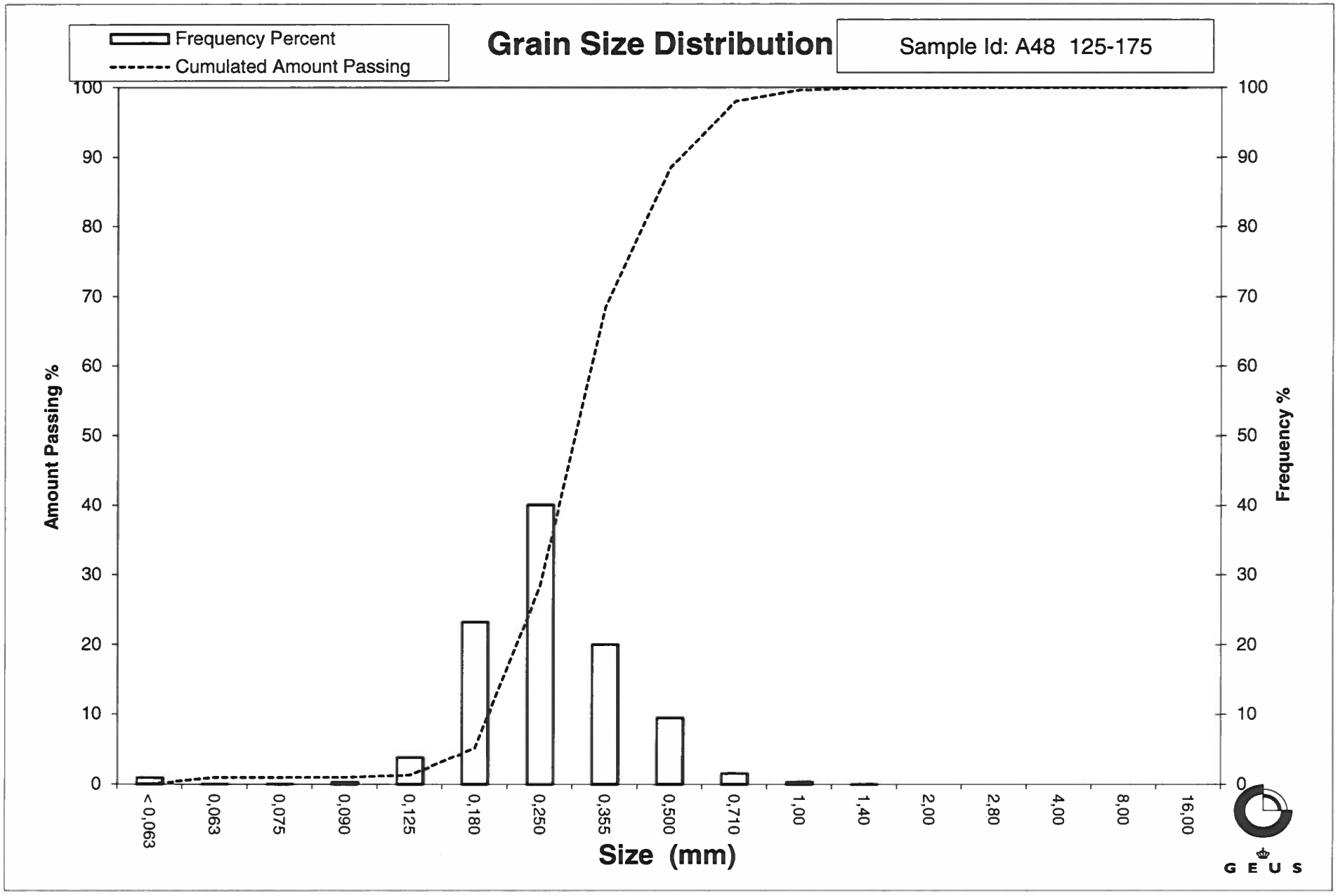
Frequency Percent
Cumulated Amount Passing
Grain Size Distribution
Sample Id: A48 125-175
Amount Passing %
Frequency %
100
90
80
70
60
50
40
30
20
10
0
< 0,063
0,063
0,075
0,090
0,125
0,180
0,250
0,355
0,500
0,710
1,00
1,40
2,00
2,80
4,00
8,00
16,00
Size (mm)
GEUS

Grain Size Distribution
Geotechnical

Sample Id: A48 225-275
Lab. Id: 220594
Projekt Energistyrelsen
Subject: A48
Date: 02-09-2022
Executed: PS/CRL
Remarks:

GEUS

Total Weight 106,59 g

Size Fractions

Sieve Analysis

	Size mm	Size Φ	Weight g	Weight %	Cumulated amount passing %
Gravel	16,00	-4,00	0,00	0,00	100,00
	8,00	-3,00	0,00	0,00	100,00
	4,00	-2,00	0,00	0,00	100,00
	2,80	-1,49	0,00	0,00	100,00
	2,00	-1,00	0,00	0,00	100,00
Sand	1,40	-0,49	0,17	0,16	99,84
	1,00	0,00	0,97	0,91	98,93
	0,710	0,49	4,12	3,87	95,07
	0,500	1,00	11,96	11,22	83,84
	0,355	1,49	25,44	23,87	59,98
	0,250	2,00	37,73	35,40	24,58
	0,180	2,47	21,27	19,95	4,63
	0,125	3,00	3,08	2,89	1,74
	0,090	3,47	0,42	0,39	1,34
	0,075	3,74	0,01	0,01	1,33
	0,063	3,99	0,02	0,02	1,31
	< 0,063	> 3,99	1,40	1,31	0,00

Size Classes (DGF-Bulletin 1 1988)

		Weight %
Silt and clay	(< 0,063 mm):	1,31
Sand, fine	(0,063 mm - 0,200 mm):	9,01
Sand, medium	(0,2 mm - 0,6 mm):	78,86
Sand, coarse	(0,6 mm - 2 mm):	10,81
Gravel	(> 2 mm):	0,00
Sum:		100,00

Moments Measures (Folk and Wards)

Percentile Amount in sieve	Percentile Amount passing	d(mm)	Φ
5%	95%	0,71	0,50
16%	84%	0,50	0,99
25%	75%	0,45	1,16
40%	60%	0,36	1,49
Median 50%	50%	0,33	1,62
75%	25%	0,25	1,99
84%	16%	0,22	2,19
90%	10%	0,20	2,33
95%	5%	0,18	2,46

Moments Statistics

Mean	1,60
Sorting	0,60
Skewness	-0,10
Kurtosis	0,97
Uniformity Coefficient	1,79

The analysis is executed according to DS 405.9 extended by sieves to the ½ phi scale

Size Classes and Percentiles are found by linear interpolation

Formulas

Mean (ϕ16%+ϕ84%+ϕ50%) / 3 (Folk and Ward 1957)

Sorting (ϕ84%-ϕ16%) / 4 + (ϕ95%-ϕ5%) / 6,6 (Folk and Ward 1957)

Kurtosis (ϕ95% - ϕ5%) / (2,44 * (ϕ75% - ϕ25%)) (Folk and Ward 1957)

Skewness (ϕ16%+ϕ84% - 2*ϕ50%) / (2*(ϕ84%-ϕ16%)) + (ϕ5%+ϕ95% - 2*ϕ50%) / (2*(ϕ95%-ϕ5%)) (Folk and Ward 1957)

Uniformity Coefficient (d60% / d10%) (dgf-Bulletin 1988)

Mean, sorting, skewness and kurtosis are based on "Amount in sieve". Uniformity coefficient is based on "Amount passing".

Øster Voldgade 10 1350 København K
Tel.: +45 38 14 20 00 Telefax: +45 38 14 20 50
Email: GEUS@geus.dk
www.geus.dk

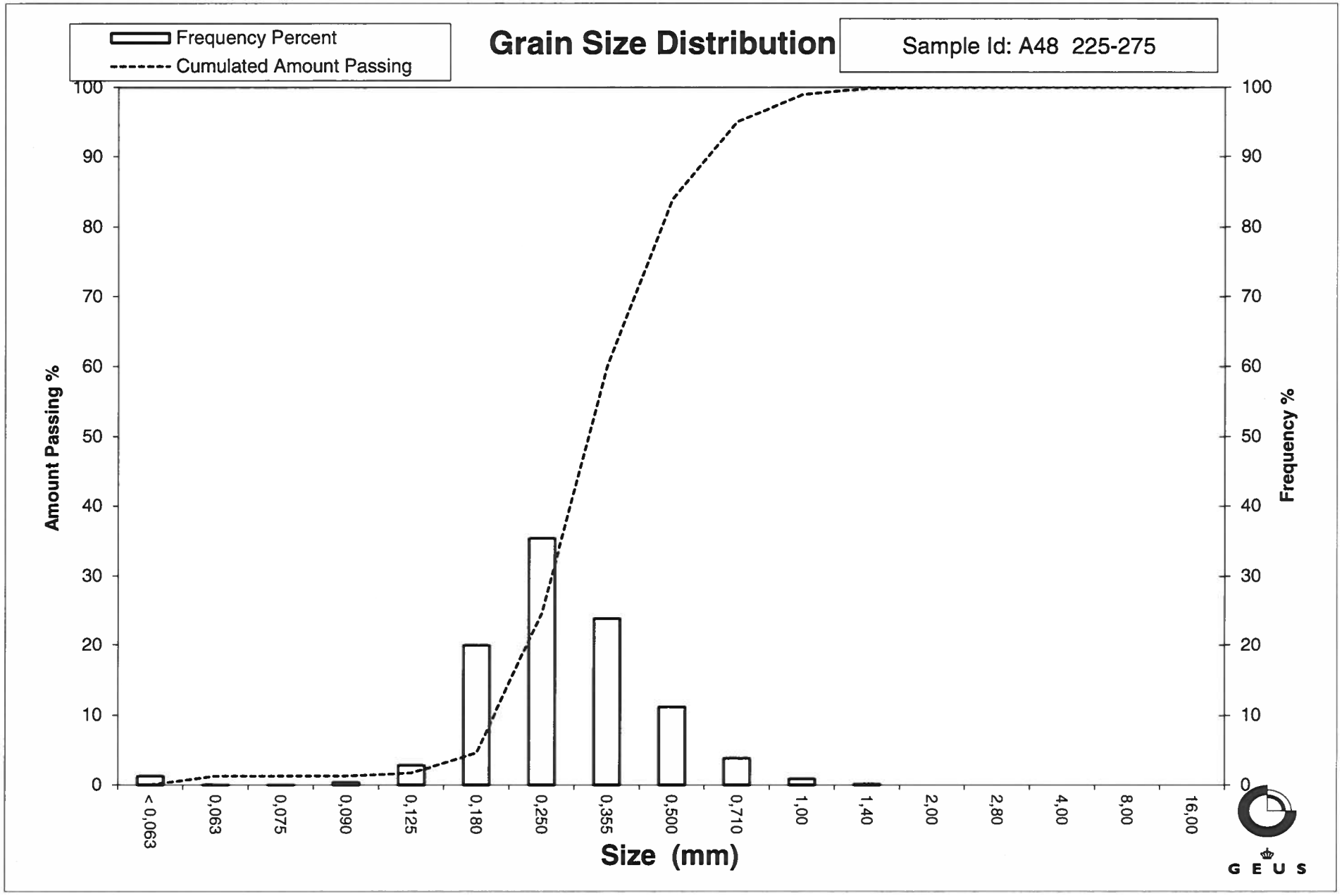
Frequency Percent
Cumulated Amount Passing
Grain Size Distribution
Sample Id: A48 225-275
Amount Passing %
Frequency %
100
90
80
70
60
50
40
30
20
10
0
< 0,063
0,063
0,075
0,090
0,125
0,180
0,250
0,355
0,500
0,710
1,00
1,40
2,00
2,80
4,00
8,00
16,00
Size (mm)
GEUS

Grain Size Distribution
Geotechnical

Sample Id: A48 325-375
Lab. Id: 220595
Projekt Energistyrelsen
Subject: A48
Date: 02-09-2022
Executed: PS/CRL
Remarks:

GEUS

Total Weight 106,1 g

Size Fractions

Sieve Analysis

	Size mm	Size Φ	Weight g	Weight %	Cumulated amount passing %
Gravel	16,00	-4,00	0,00	0,00	100,00
	8,00	-3,00	0,00	0,00	100,00
	4,00	-2,00	0,00	0,00	100,00
	2,80	-1,49	0,00	0,00	100,00
	2,00	-1,00	0,14	0,13	99,87
Sand	1,40	-0,49	0,45	0,42	99,44
	1,00	0,00	1,54	1,45	97,99
	0,710	0,49	3,82	3,60	94,39
	0,500	1,00	12,12	11,42	82,97
	0,355	1,49	19,68	18,55	64,42
	0,250	2,00	38,03	35,84	28,58
	0,180	2,47	23,73	22,37	6,21
	0,125	3,00	5,11	4,82	1,39
	0,090	3,47	0,38	0,36	1,04
	0,075	3,74	0,01	0,01	1,03
	0,063	3,99	0,00	0,00	1,03
	< 0,063	> 3,99	1,09	1,03	0,00

Size Classes (DGF-Bulletin 1 1988)

		Weight %
Silt and clay	(< 0,063 mm):	1,03
Sand, fine	(0,063 mm - 0,200 mm):	11,57
Sand, medium	(0,2 mm - 0,6 mm):	75,81
Sand, coarse	(0,6 mm - 2 mm):	11,46
Gravel	(> 2 mm):	0,13
Sum:		100,00

Moments Measures (Folk and Wards)

Percentile Amount in sieve	Percentile Amount passing	d(mm)	Φ
5%	95%	0,76	0,40
16%	84%	0,52	0,95
25%	75%	0,44	1,19
40%	60%	0,34	1,55
Median 50%	50%	0,31	1,68
75%	25%	0,24	2,07
84%	16%	0,21	2,25
90%	10%	0,19	2,38
95%	5%	0,17	2,59

Moments Statistics

Mean	1,62
Sorting	0,66
Skewness	-0,15
Kurtosis	1,03
Uniformity Coefficient	1,78

The analysis is executed according to DS 405.9 extended by sieves to the ½ phi scale

Size Classes and Percentiles are found by linear interpolation

Formulas

Mean (ϕ16%+ϕ84%+ϕ50%) / 3 (Folk and Ward 1957)

Sorting (ϕ84%-ϕ16%) / 4 + (ϕ95%-ϕ5%) / 6,6 (Folk and Ward 1957)

Kurtosis (ϕ95% - ϕ5%) / (2,44 * (ϕ75% - ϕ25%)) (Folk and Ward 1957)

Skewness (ϕ16%+ϕ84% - 2*ϕ50%) / (2*(ϕ84%-ϕ16%)) + (ϕ5%+ϕ95% - 2*ϕ50%) / (2*(ϕ95%-ϕ5%)) (Folk and Ward 1957)

Uniformity Coefficient (d60% / d10%) (dgf-Bulletin 1988)

Mean, sorting, skewness and kurtosis are based on "Amount in sieve". Uniformity coefficient is based on "Amount passing".

Øster Voldgade 10 1350 København K
Tel.: +45 38 14 20 00 Telefax: +45 38 14 20 50
Email: GEUS@geus.dk
www.geus.dk

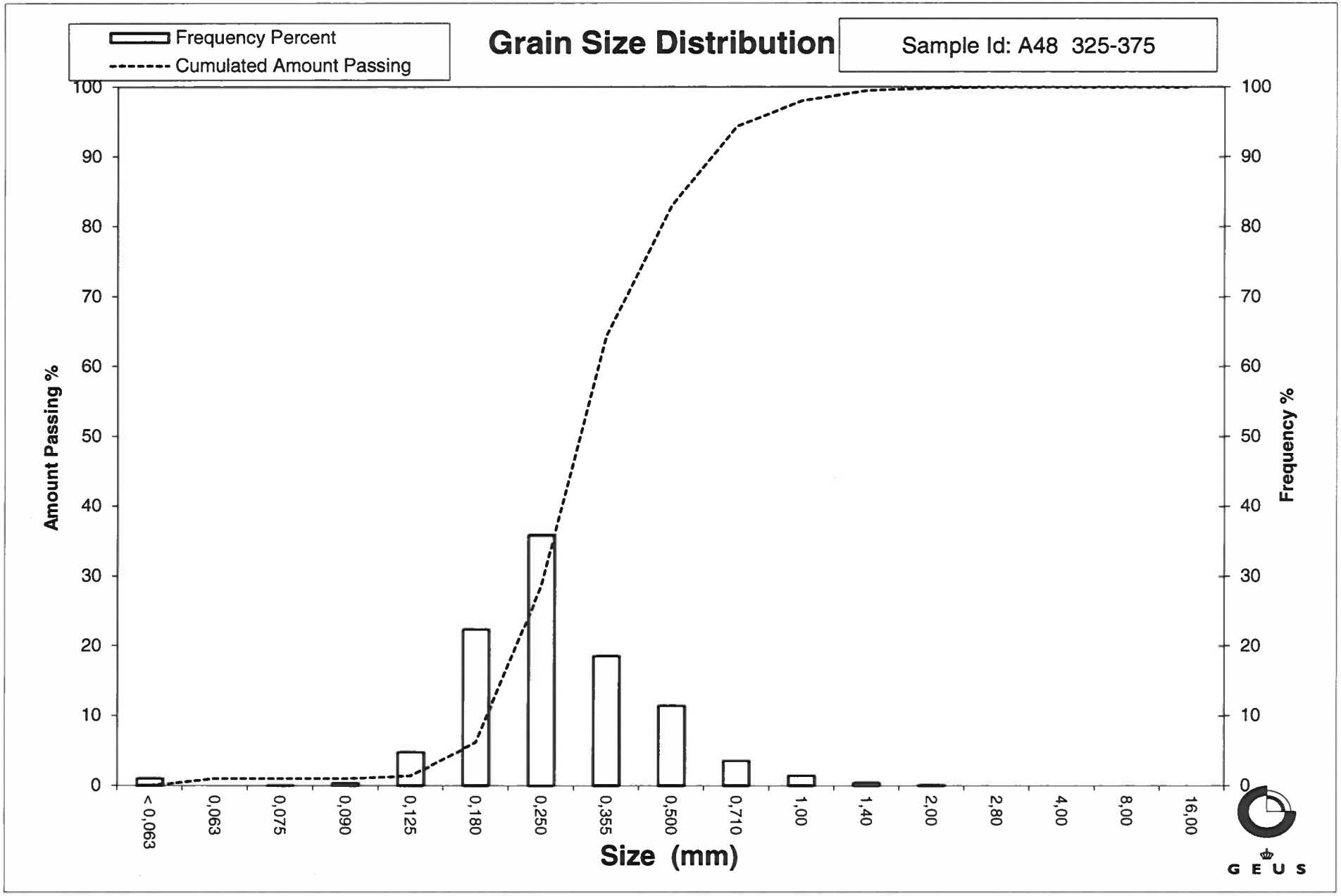
Frequency Percent
Cumulated Amount Passing
Grain Size Distribution
Sample Id: A48 325-375
Amount Passing %
Frequency %
100
90
80
70
60
50
40
30
20
10
0
< 0,063
0,063
0,075
0,090
0,125
0,180
0,250
0,355
0,500
0,710
1,00
1,40
2,00
2,80
4,00
8,00
16,00
Size (mm)
GEUS

Grain Size Distribution
Geotechnical

Sample Id: A49 0-50
Lab. Id: 220596
Projekt Energistyrelsen
Subject: A49
Date: 02-09-2022
Executed: PS/CRL
Remarks:

GEUS

Total Weight 150,97 g

Size Fractions

Sieve Analysis

	Size mm	Size Φ	Weight g	Weight %	Cumulated amount passing %
Gravel	16,00	-4,00	0,00	0,00	100,00
	8,00	-3,00	0,00	0,00	100,00
	4,00	-2,00	0,18	0,12	99,88
	2,80	-1,49	0,87	0,58	99,30
	2,00	-1,00	3,37	2,23	97,07
Sand	1,40	-0,49	4,57	3,03	94,05
	1,00	0,00	6,46	4,28	89,77
	0,710	0,49	14,77	9,78	79,98
	0,500	1,00	28,79	19,07	60,91
	0,355	1,49	36,39	24,10	36,81
	0,250	2,00	35,85	23,75	13,06
	0,180	2,47	16,16	10,70	2,36
	0,125	3,00	1,79	1,19	1,17
	0,090	3,47	0,17	0,11	1,06
	0,075	3,74	0,00	0,00	1,06
	0,063	3,99	0,00	0,00	1,06
	< 0,063	> 3,99	1,60	1,06	0,00

Size Classes (DGF-Bulletin 1 1988)

		Weight %
Silt and clay	(< 0,063 mm):	1,06
Sand, fine	(0,063 mm - 0,200 mm):	4,36
Sand, medium	(0,2 mm - 0,6 mm):	64,58
Sand, coarse	(0,6 mm - 2 mm):	27,08
Gravel	(> 2 mm):	2,93
Sum:		100,00

Moments Measures (Folk and Wards)

Percentile Amount in sieve	Percentile Amount passing	d(mm)	Φ
5%	95%	1,59	-0,67
16%	84%	0,83	0,27
25%	75%	0,66	0,61
40%	60%	0,49	1,02
Median 50%	50%	0,43	1,20
75%	25%	0,30	1,72
84%	16%	0,26	1,93
90%	10%	0,23	2,12
95%	5%	0,20	2,34

Moments Statistics

Mean	1,13
Sorting	0,87
Skewness	-0,18
Kurtosis	1,11
Uniformity Coefficient	2,15

The analysis is executed according to DS 405.9 extended by sieves to the ½ phi scale

Size Classes and Percentiles are found by linear interpolation

Formulas

Mean (ϕ16%+ϕ84%+ϕ50%) / 3 (Folk and Ward 1957)

Sorting (ϕ84%-ϕ16%) / 4 + (ϕ95%-ϕ5%) / 6,6 (Folk and Ward 1957)

Kurtosis (ϕ95% - ϕ5%) / (2,44 * (ϕ75% - ϕ25%)) (Folk and Ward 1957)

Skewness (ϕ16%+ϕ84% - 2*ϕ50%) / (2*(ϕ84%-ϕ16%)) + (ϕ5%+ϕ95% - 2*ϕ50%) / (2*(ϕ95%-ϕ5%)) (Folk and Ward 1957)

Uniformity Coefficient (d60% / d10%) (dgf-Bulletin 1988)

Mean, sorting, skewness and kurtosis are based on "Amount in sieve". Uniformity coefficient is based on "Amount passing".

Øster Voldgade 10 1350 København K
Tel.: +45 38 14 20 00 Telefax: +45 38 14 20 50
Email: GEUS@geus.dk
www.geus.dk

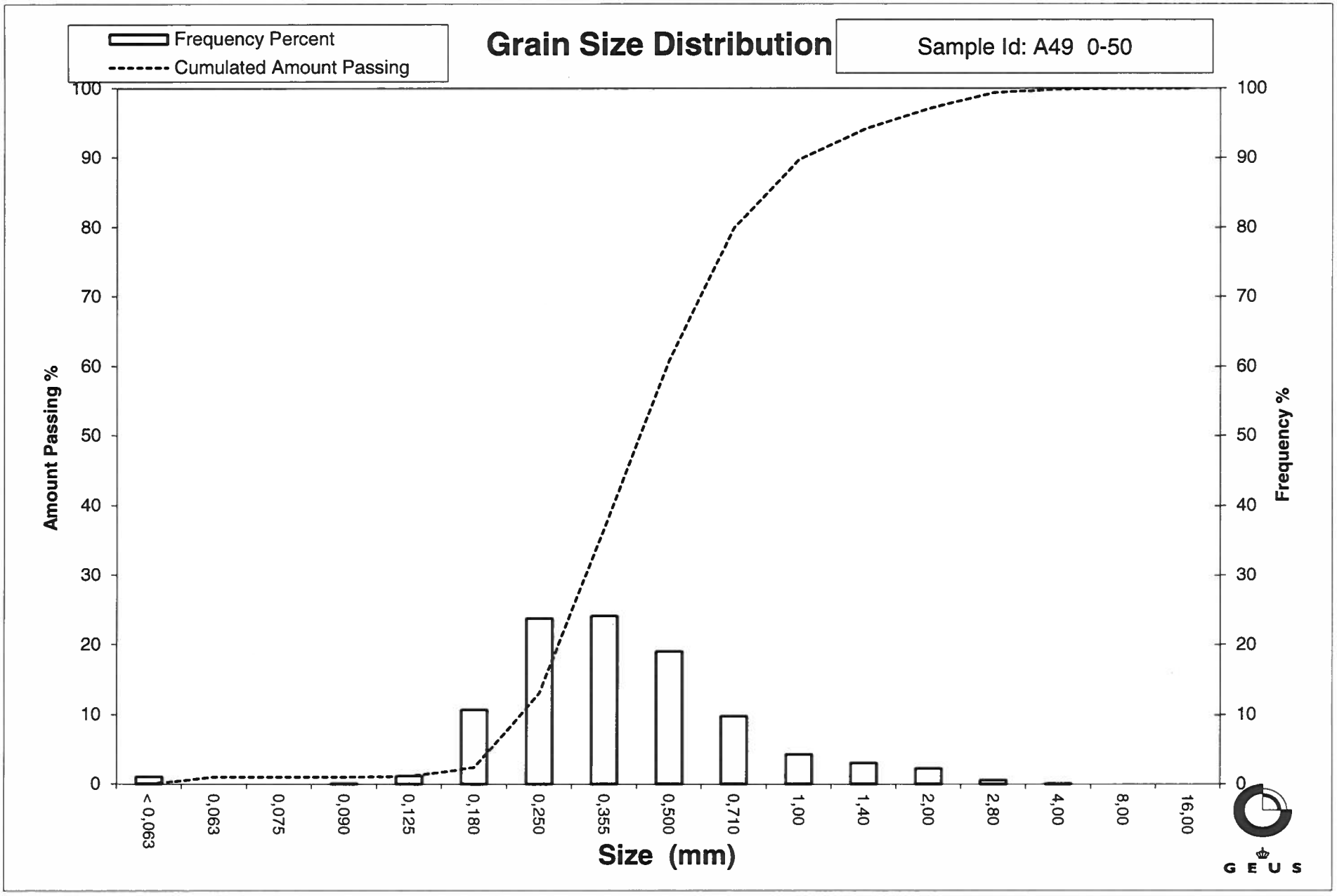
Frequency Percent
Cumulated Amount Passing
Grain Size Distribution
Sample Id: A49 0-50
Amount Passing %
Frequency %
100
90
80
70
60
50
40
30
20
10
0
< 0,063
0,063
0,075
0,090
0,125
0,180
0,250
0,355
0,500
0,710
1,00
1,40
2,00
2,80
4,00
8,00
16,00
Size (mm)
GEUS

Grain Size Distribution
Geotechnical

Sample Id: A49 100-150
Lab. Id: 220597
Projekt Energistyrelsen
Subject: A49
Date: 02-09-2022
Executed: PS/CRL
Remarks:

GEUS

Total Weight 103,92 g

Size Fractions

Sieve Analysis

	Size mm	Size Φ	Weight g	Weight %	Cumulated amount passing %
Gravel	16,00	-4,00	0,00	0,00	100,00
	8,00	-3,00	0,00	0,00	100,00
	4,00	-2,00	0,00	0,00	100,00
	2,80	-1,49	0,10	0,10	99,90
	2,00	-1,00	0,08	0,08	99,83
Sand	1,40	-0,49	0,31	0,30	99,53
	1,00	0,00	0,79	0,76	98,77
	0,710	0,49	1,66	1,60	97,17
	0,500	1,00	6,84	6,58	90,59
	0,355	1,49	15,11	14,54	76,05
	0,250	2,00	34,58	33,28	42,77
	0,180	2,47	35,00	33,68	9,09
	0,125	3,00	7,78	7,49	1,61
	0,090	3,47	0,60	0,58	1,03
	0,075	3,74	0,07	0,07	0,96
	0,063	3,99	0,04	0,04	0,92
	< 0,063	> 3,99	0,96	0,92	0,00

Size Classes (DGF-Bulletin 1 1988)

		Weight %
Silt and clay	(< 0,063 mm):	0,92
Sand, fine	(0,063 mm - 0,200 mm):	17,79
Sand, medium	(0,2 mm - 0,6 mm):	75,01
Sand, coarse	(0,6 mm - 2 mm):	6,10
Gravel	(> 2 mm):	0,17
Sum:		100,00

Moments Measures (Folk and Wards)

Percentile Amount in sieve	Percentile Amount passing	d(mm)	Φ
5%	95%	0,64	0,64
16%	84%	0,43	1,20
25%	75%	0,35	1,51
40%	60%	0,30	1,72
Median 50%	50%	0,27	1,87
75%	25%	0,21	2,23
84%	16%	0,19	2,36
90%	10%	0,18	2,46
95%	5%	0,15	2,74

Moments Statistics

Mean	1,81
Sorting	0,61
Skewness	-0,17
Kurtosis	1,19
Uniformity Coefficient	1,67

The analysis is executed according to DS 405.9 extended by sieves to the ½ phi scale

Size Classes and Percentiles are found by linear interpolation

Formulas

Mean (ϕ16%+ϕ84%+ϕ50%) / 3 (Folk and Ward 1957)

Sorting (ϕ84%-ϕ16%) / 4 + (ϕ95%-ϕ5%) / 6,6 (Folk and Ward 1957)

Kurtosis (ϕ95% - ϕ5%) / (2,44 * (ϕ75% - ϕ25%)) (Folk and Ward 1957)

Skewness (ϕ16%+ϕ84% - 2*ϕ50%) / (2*(ϕ84%-ϕ16%)) + (ϕ5%+ϕ95% - 2*ϕ50%) / (2*(ϕ95%-ϕ5%)) (Folk and Ward 1957)

Uniformity Coefficient (d60% / d10%) (dgf-Bulletin 1988)

Mean, sorting, skewness and kurtosis are based on "Amount in sieve". Uniformity coefficient is based on "Amount passing".

Øster Voldgade 10 1350 København K
Tel.: +45 38 14 20 00 Telefax: +45 38 14 20 50
Email: GEUS@geus.dk
www.geus.dk

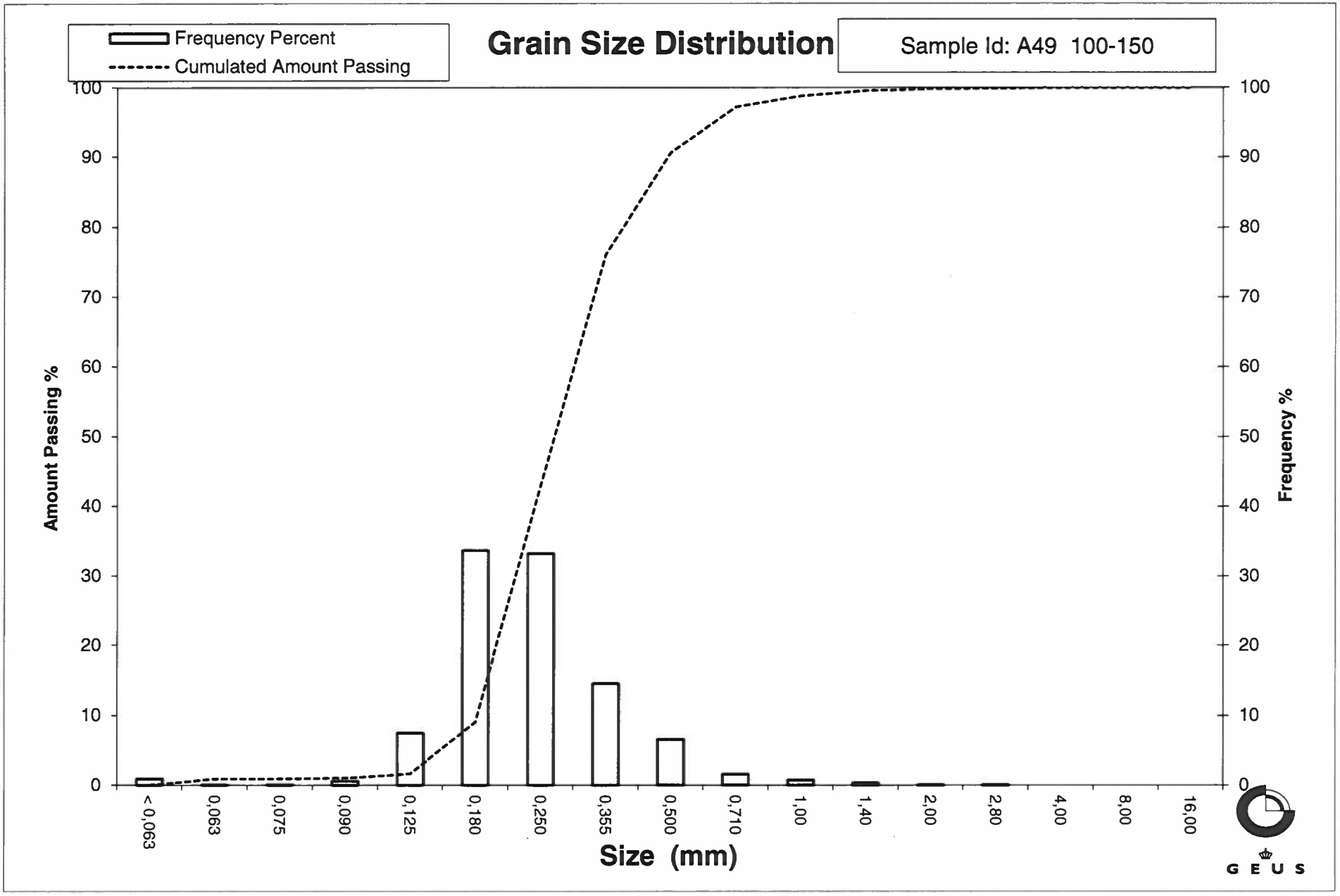
Frequency Percent
Cumulated Amount Passing
Grain Size Distribution
Sample Id: A49 100-150
Amount Passing %
Frequency %
100
90
80
70
60
50
40
30
20
10
0
< 0,063
0,063
0,075
0,090
0,125
0,180
0,250
0,355
0,500
0,710
1,00
1,40
2,00
2,80
4,00
8,00
16,00
Size (mm)
GEUS

Grain Size Distribution
Geotechnical

Sample Id: A49 200-250
Lab. Id: 220598
Projekt Energistyrelsen
Subject: A49
Date: 02-09-2022
Executed: PS/CRL
Remarks:

GEUS

Total Weight 99,58 g

Size Fractions

Sieve Analysis

	Size mm	Size Φ	Weight g	Weight %	Cumulated amount passing %
Gravel	16,00	-4,00	0,00	0,00	100,00
	8,00	-3,00	0,00	0,00	100,00
	4,00	-2,00	0,00	0,00	100,00
	2,80	-1,49	0,00	0,00	100,00
	2,00	-1,00	0,00	0,00	100,00
Sand	1,40	-0,49	0,04	0,04	99,96
	1,00	0,00	0,34	0,34	99,62
	0,710	0,49	1,70	1,71	97,91
	0,500	1,00	6,88	6,91	91,00
	0,355	1,49	19,03	19,11	71,89
	0,250	2,00	32,73	32,87	39,02
	0,180	2,47	32,22	32,36	6,67
	0,125	3,00	4,77	4,79	1,88
	0,090	3,47	0,56	0,56	1,32
	0,075	3,74	0,04	0,04	1,28
	0,063	3,99	0,02	0,02	1,26
	< 0,063	> 3,99	1,25	1,26	0,00

Size Classes (DGF-Bulletin 1 1988)

		Weight %
Silt and clay	(< 0,063 mm):	1,26
Sand, fine	(0,063 mm - 0,200 mm):	14,66
Sand, medium	(0,2 mm - 0,6 mm):	78,38
Sand, coarse	(0,6 mm - 2 mm):	5,71
Gravel	(> 2 mm):	0,00
Sum:		100,00

Moments Measures (Folk and Wards)

Percentile Amount in sieve	Percentile Amount passing	d(mm)	Φ
5%	95%	0,62	0,69
16%	84%	0,45	1,16
25%	75%	0,38	1,40
40%	60%	0,32	1,66
Median 50%	50%	0,29	1,81
75%	25%	0,22	2,19
84%	16%	0,20	2,32
90%	10%	0,19	2,42
95%	5%	0,16	2,64

Moments Statistics

Mean	1,76
Sorting	0,59
Skewness	-0,14
Kurtosis	1,02
Uniformity Coefficient	1,69

The analysis is executed according to DS 405.9 extended by sieves to the ½ phi scale

Size Classes and Percentiles are found by linear interpolation

Formulas

Mean (ϕ16%+ϕ84%+ϕ50%) / 3 (Folk and Ward 1957)

Sorting (ϕ84%-ϕ16%) / 4 + (ϕ95%-ϕ5%) / 6,6 (Folk and Ward 1957)

Kurtosis (ϕ95% - ϕ5%) / (2,44 * (ϕ75% - ϕ25%)) (Folk and Ward 1957)

Skewness (ϕ16%+ϕ84% - 2*ϕ50%) / (2*(ϕ84%-ϕ16%)) + (ϕ5%+ϕ95% - 2*ϕ50%) / (2*(ϕ95%-ϕ5%)) (Folk and Ward 1957)

Uniformity Coefficient (d60% / d10%) (dgf-Bulletin 1988)

Mean, sorting, skewness and kurtosis are based on "Amount in sieve". Uniformity coefficient is based on "Amount passing".

Øster Voldgade 10 1350 København K
Tel.: +45 38 14 20 00 Telefax: +45 38 14 20 50
Email: GEUS@geus.dk
www.geus.dk

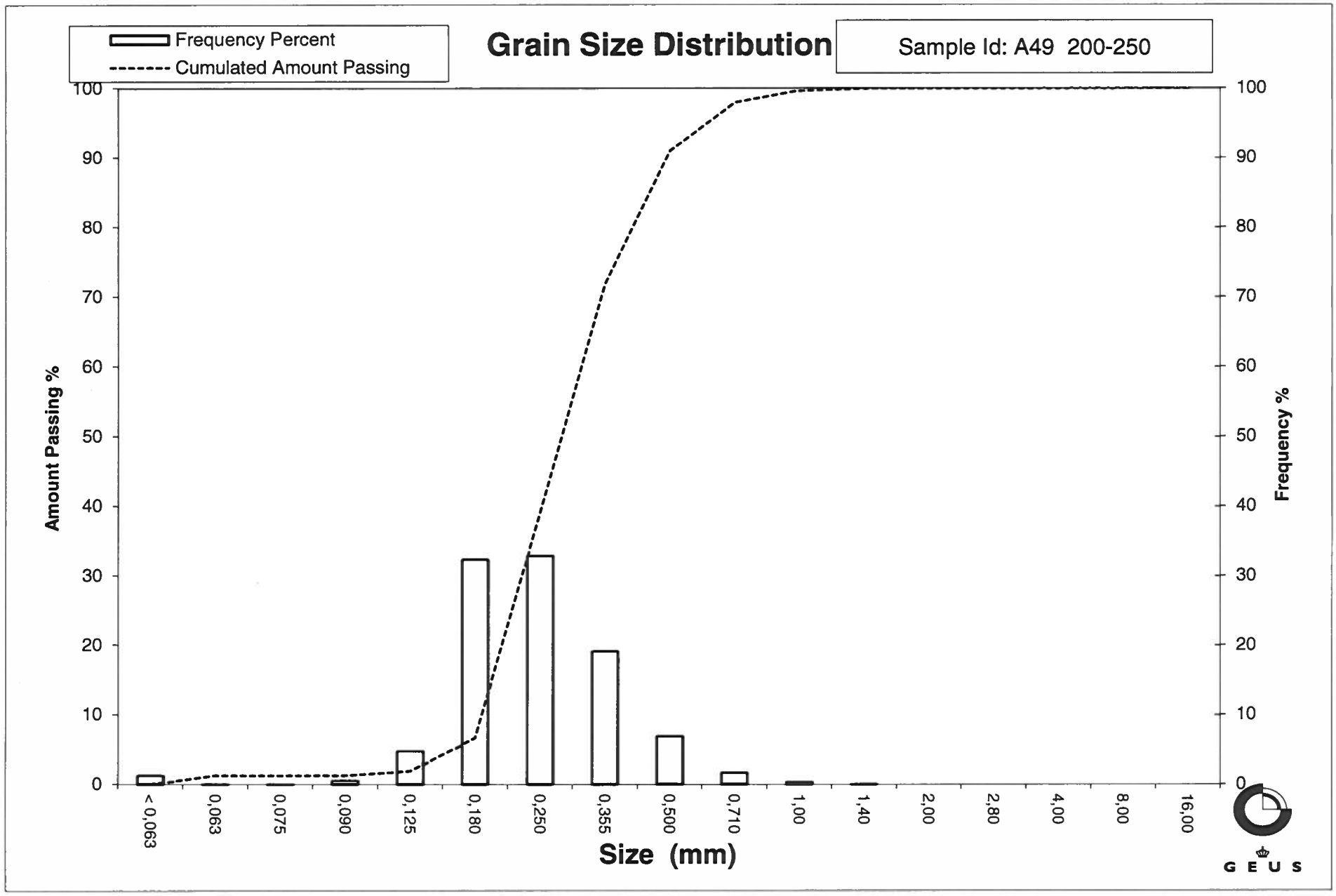
Frequency Percent
Cumulated Amount Passing
Grain Size Distribution
Sample Id: A49 200-250
Amount Passing %
Frequency %
100
90
80
70
60
50
40
30
20
10
0
< 0,063
0,063
0,075
0,090
0,125
0,180
0,250
0,355
0,500
0,710
1,00
1,40
2,00
2,80
4,00
8,00
16,00
Size (mm)
GEUS

Grain Size Distribution
Geotechnical

Sample Id: A50 0-50
Lab. Id: 220599
Projekt Energistyrelsen
Subject: A50
Date: 02-09-2022
Executed: PS/CRL
Remarks:

GEUS

Total Weight 98,29 g

Size Fractions

Sieve Analysis

	Size mm	Size Φ	Weight g	Weight %	Cumulated amount passing %
Gravel	16,00	-4,00	0,00	0,00	100,00
	8,00	-3,00	0,00	0,00	100,00
	4,00	-2,00	0,00	0,00	100,00
	2,80	-1,49	0,06	0,06	99,94
	2,00	-1,00	0,11	0,11	99,83
Sand	1,40	-0,49	0,10	0,10	99,73
	1,00	0,00	0,79	0,80	98,92
	0,710	0,49	1,57	1,60	97,32
	0,500	1,00	5,56	5,66	91,67
	0,355	1,49	13,35	13,58	78,09
	0,250	2,00	38,74	39,41	38,67
	0,180	2,47	29,98	30,50	8,17
	0,125	3,00	6,31	6,42	1,75
	0,090	3,47	0,50	0,51	1,24
	0,075	3,74	0,05	0,05	1,19
	0,063	3,99	0,06	0,06	1,13
	< 0,063	> 3,99	1,11	1,13	0,00

Size Classes (DGF-Bulletin 1 1988)

		Weight %
Silt and clay	(< 0,063 mm):	1,13
Sand, fine	(0,063 mm - 0,200 mm):	15,76
Sand, medium	(0,2 mm - 0,6 mm):	77,48
Sand, coarse	(0,6 mm - 2 mm):	5,47
Gravel	(> 2 mm):	0,17
Sum:		100,00

Moments Measures (Folk and Wards)

Percentile Amount in sieve	Percentile Amount passing	d(mm)	Φ
5%	95%	0,62	0,68
16%	84%	0,42	1,26
25%	75%	0,35	1,53
40%	60%	0,31	1,70
Median 50%	50%	0,28	1,84
75%	25%	0,22	2,19
84%	16%	0,20	2,34
90%	10%	0,18	2,44
95%	5%	0,15	2,71

Moments Statistics

Mean	1,81
Sorting	0,58
Skewness	-0,10
Kurtosis	1,25
Uniformity Coefficient	1,67

The analysis is executed according to DS 405.9 extended by sieves to the ½ phi scale

Size Classes and Percentiles are found by linear interpolation

Formulas

Mean (ϕ16%+ϕ84%+ϕ50%) / 3 (Folk and Ward 1957)

Sorting (ϕ84%-ϕ16%) / 4 + (ϕ95%-ϕ5%) / 6,6 (Folk and Ward 1957)

Kurtosis (ϕ95% - ϕ5%) / (2,44 * (ϕ75% - ϕ25%)) (Folk and Ward 1957)

Skewness (ϕ16%+ϕ84% - 2*ϕ50%) / (2*(ϕ84%-ϕ16%)) + (ϕ5%+ϕ95% - 2*ϕ50%) / (2*(ϕ95%-ϕ5%)) (Folk and Ward 1957)

Uniformity Coefficient (d60% / d10%) (dgf-Bulletin 1988)

Mean, sorting, skewness and kurtosis are based on "Amount in sieve". Uniformity coefficient is based on "Amount passing".

Øster Voldgade 10 1350 København K
Tel.: +45 38 14 20 00 Telefax: +45 38 14 20 50
Email: GEUS@geus.dk
www.geus.dk

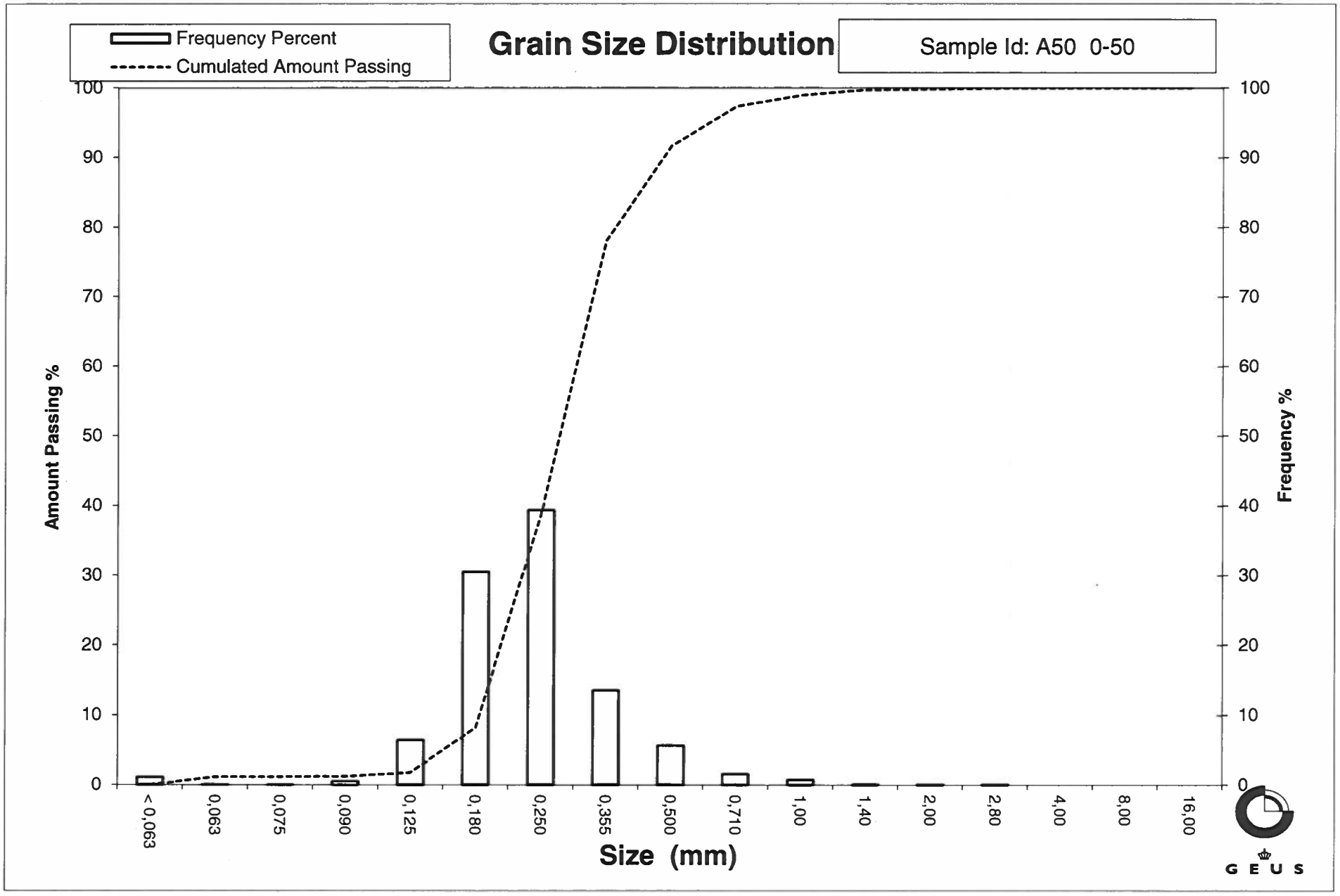
Frequency Percent
Cumulated Amount Passing
Grain Size Distribution
Sample Id: A50 0-50
Amount Passing %
Frequency %
100
90
80
70
60
50
40
30
20
10
0
< 0,063
0,063
0,075
0,090
0,125
0,180
0,250
0,355
0,500
0,710
1,00
1,40
2,00
2,80
4,00
8,00
16,00
Size (mm)
GEUS

Grain Size Distribution
Geotechnical

Sample Id: A50 110-160
Lab. Id: 220600
Projekt Energistyrelsen
Subject: A50
Date: 02-09-2022
Executed: PS/CRL
Remarks:

GEUS

Total Weight 112,97 g

Size Fractions

Sieve Analysis

	Size mm	Size Φ	Weight g	Weight %	Cumulated amount passing %
Gravel	16,00	-4,00	0,00	0,00	100,00
	8,00	-3,00	0,00	0,00	100,00
	4,00	-2,00	0,00	0,00	100,00
	2,80	-1,49	0,00	0,00	100,00
	2,00	-1,00	0,18	0,16	99,84
Sand	1,40	-0,49	0,40	0,35	99,49
	1,00	0,00	1,06	0,94	98,55
	0,710	0,49	2,02	1,79	96,76
	0,500	1,00	3,39	3,00	93,76
	0,355	1,49	11,09	9,82	83,94
	0,250	2,00	41,05	36,34	47,61
	0,180	2,47	44,53	39,42	8,19
	0,125	3,00	7,45	6,59	1,59
	0,090	3,47	0,68	0,60	0,99
	0,075	3,74	0,00	0,00	0,99
	0,063	3,99	0,08	0,07	0,92
	< 0,063	> 3,99	1,04	0,92	0,00

Size Classes (DGF-Bulletin 1 1988)

		Weight %
Silt and clay	(< 0,063 mm):	0,92
Sand, fine	(0,063 mm - 0,200 mm):	18,53
Sand, medium	(0,2 mm - 0,6 mm):	75,74
Sand, coarse	(0,6 mm - 2 mm):	4,65
Gravel	(> 2 mm):	0,16
Sum:		100,00

Moments Measures (Folk and Wards)

Percentile Amount in sieve	Percentile Amount passing	d(mm)	Φ
5%	95%	0,59	0,77
16%	84%	0,36	1,49
25%	75%	0,33	1,60
40%	60%	0,29	1,81
Median 50%	50%	0,26	1,96
75%	25%	0,21	2,25
84%	16%	0,19	2,37
90%	10%	0,18	2,45
95%	5%	0,15	2,70

Moments Statistics

Mean	1,94
Sorting	0,51
Skewness	-0,15
Kurtosis	1,22
Uniformity Coefficient	1,56

The analysis is executed according to DS 405.9 extended by sieves to the ½ phi scale

Size Classes and Percentiles are found by linear interpolation

Formulas

Mean (ϕ16%+ϕ84%+ϕ50%) / 3 (Folk and Ward 1957)

Sorting (ϕ84%-ϕ16%) / 4 + (ϕ95%-ϕ5%) / 6,6 (Folk and Ward 1957)

Kurtosis (ϕ95% - ϕ5%) / (2,44 * (ϕ75% - ϕ25%)) (Folk and Ward 1957)

Skewness (ϕ16%+ϕ84% - 2*ϕ50%) / (2*(ϕ84%-ϕ16%)) + (ϕ5%+ϕ95% - 2*ϕ50%) / (2*(ϕ95%-ϕ5%)) (Folk and Ward 1957)

Uniformity Coefficient (d60% / d10%) (dgf-Bulletin 1988)

Mean, sorting, skewness and kurtosis are based on "Amount in sieve". Uniformity coefficient is based on "Amount passing".

Øster Voldgade 10 1350 København K
Tel.: +45 38 14 20 00 Telefax: +45 38 14 20 50
Email: GEUS@geus.dk
www.geus.dk

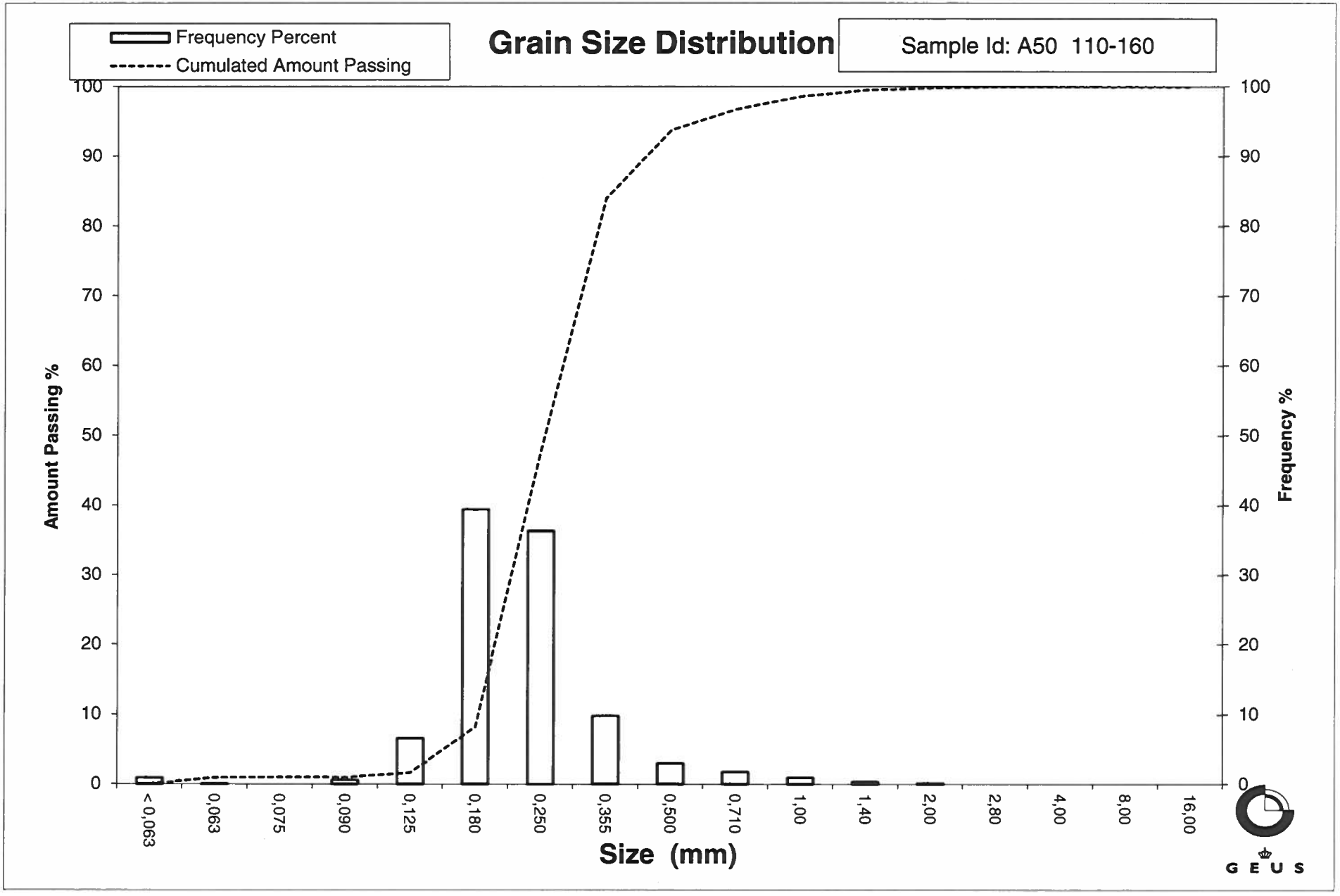
Frequency Percent
Cumulated Amount Passing
Grain Size Distribution
Sample Id: A50 110-160
Amount Passing %
Frequency %
100
90
80
70
60
50
40
30
20
10
0
< 0,063
0,063
0,075
0,090
0,125
0,180
0,250
0,355
0,500
0,710
1,00
1,40
2,00
2,80
4,00
8,00
16,00
Size (mm)
GEUS

Grain Size Distribution
Geotechnical

Sample Id: A50 210-260
Lab. Id: 220601
Projekt Energistyrelsen
Subject: A50
Date: 02-09-2022
Executed: PS/CRL
Remarks:

GEUS

Total Weight 100,09 g

Size Fractions

Sieve Analysis

	Size mm	Size Φ	Weight g	Weight %	Cumulated amount passing %
Gravel	16,00	-4,00	0,00	0,00	100,00
	8,00	-3,00	0,00	0,00	100,00
	4,00	-2,00	0,00	0,00	100,00
	2,80	-1,49	0,00	0,00	100,00
	2,00	-1,00	0,00	0,00	100,00
Sand	1,40	-0,49	0,00	0,00	100,00
	1,00	0,00	0,12	0,12	99,88
	0,710	0,49	0,34	0,34	99,54
	0,500	1,00	1,59	1,59	97,95
	0,355	1,49	5,38	5,38	92,58
	0,250	2,00	26,56	26,54	66,04
	0,180	2,47	45,08	45,04	21,00
	0,125	3,00	18,04	18,02	2,98
	0,090	3,47	1,36	1,36	1,62
	0,075	3,74	0,12	0,12	1,50
	0,063	3,99	0,19	0,19	1,31
	< 0,063	> 3,99	1,31	1,31	0,00

Size Classes (DGF-Bulletin 1 1988)

		Weight %
Silt and clay	(< 0,063 mm):	1,31
Sand, fine	(0,063 mm - 0,200 mm):	32,56
Sand, medium	(0,2 mm - 0,6 mm):	64,84
Sand, coarse	(0,6 mm - 2 mm):	1,29
Gravel	(> 2 mm):	0,00
Sum:		100,00

Moments Measures (Folk and Wards)

Percentile Amount in sieve	Percentile Amount passing	d(mm)	Φ
5%	95%	0,42	1,25
16%	84%	0,32	1,64
25%	75%	0,29	1,81
40%	60%	0,24	2,06
Median 50%	50%	0,23	2,15
75%	25%	0,19	2,42
84%	16%	0,16	2,60
90%	10%	0,15	2,77
95%	5%	0,13	2,93

Moments Statistics

Mean	2,13
Sorting	0,50
Skewness	-0,07
Kurtosis	1,12
Uniformity Coefficient	1,64

The analysis is executed according to DS 405.9 extended by sieves to the ½ phi scale

Size Classes and Percentiles are found by linear interpolation

Formulas

Mean (ϕ16%+ϕ84%+ϕ50%) / 3 (Folk and Ward 1957)

Sorting (ϕ84%-ϕ16%) / 4 + (ϕ95%-ϕ5%) / 6,6 (Folk and Ward 1957)

Kurtosis (ϕ95% - ϕ5%) / (2,44 * (ϕ75% - ϕ25%)) (Folk and Ward 1957)

Skewness (ϕ16%+ϕ84% - 2*ϕ50%) / (2*(ϕ84%-ϕ16%)) + (ϕ5%+ϕ95% - 2*ϕ50%) / (2*(ϕ95%-ϕ5%)) (Folk and Ward 1957)

Uniformity Coefficient (d60% / d10%) (dgf-Bulletin 1988)

Mean, sorting, skewness and kurtosis are based on "Amount in sieve". Uniformity coefficient is based on "Amount passing".

Øster Voldgade 10 1350 København K
Tel.: +45 38 14 20 00 Telefax: +45 38 14 20 50
Email: GEUS@geus.dk
www.geus.dk

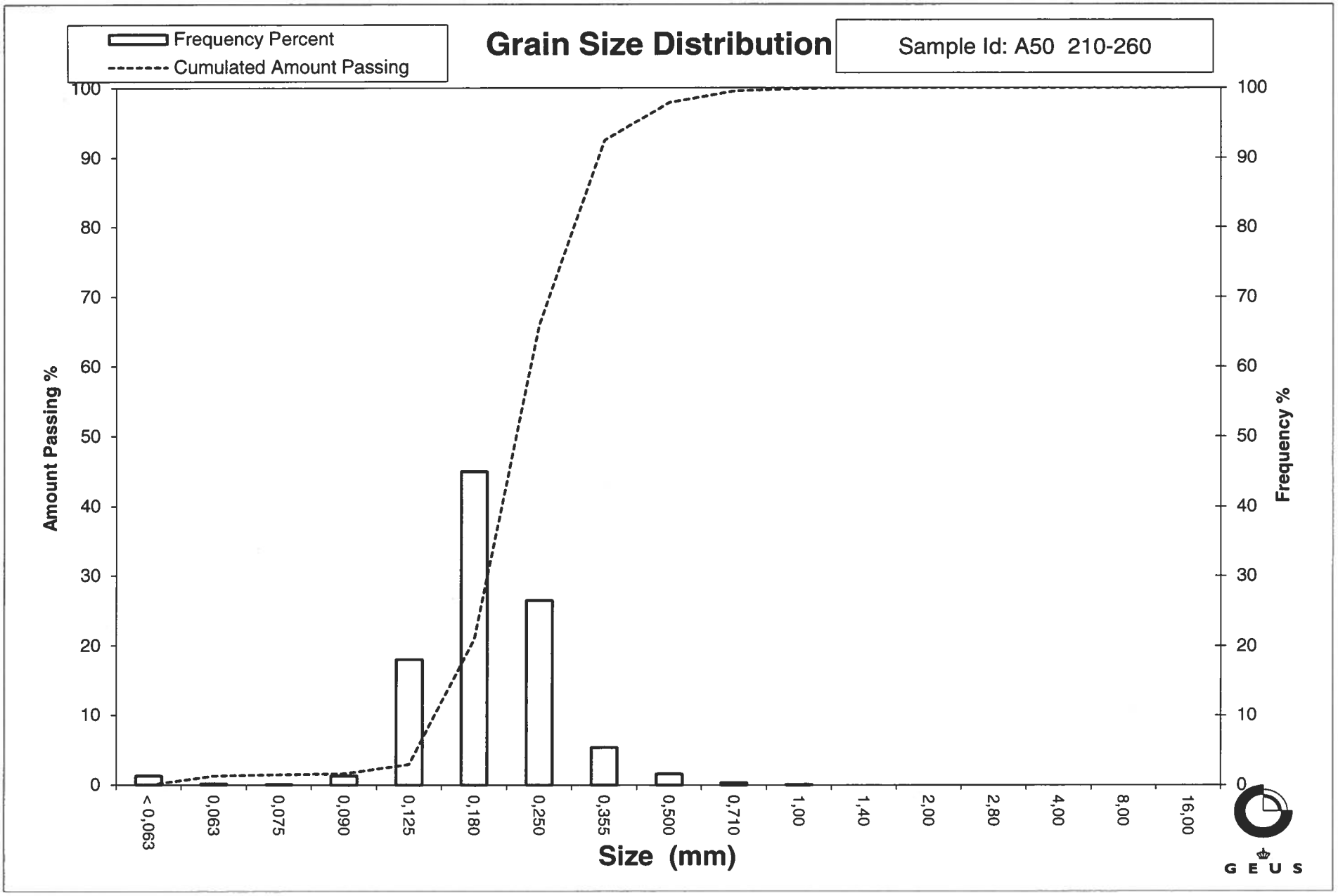
Frequency Percent
Cumulated Amount Passing
Grain Size Distribution
Sample Id: A50 210-260
Amount Passing %
Frequency %
100
90
80
70
60
50
40
30
20
10
0
< 0,063
0,063
0,075
0,090
0,125
0,180
0,250
0,355
0,500
0,710
1,00
1,40
2,00
2,80
4,00
8,00
16,00
Size (mm)
GEUS

Grain Size Distribution
Geotechnical

Sample Id: A50 310-360
Lab. Id: 220602
Projekt Energistyrelsen
Subject: A50
Date: 02-09-2022
Executed: PS/CRL
Remarks: <4mm består af skaller

GEUS

Total Weight 90,96 g

Size Fractions

Sieve Analysis

	Size mm	Size Φ	Weight g	Weight %	Cumulated amount passing %
Gravel	16,00	-4,00	0,00	0,00	100,00
	8,00	-3,00	0,00	0,00	100,00
	4,00	-2,00	0,04	0,04	99,96
	2,80	-1,49	0,00	0,00	99,96
	2,00	-1,00	0,00	0,00	99,96
Sand	1,40	-0,49	0,00	0,00	99,96
	1,00	0,00	0,05	0,05	99,90
	0,710	0,49	0,14	0,15	99,75
	0,500	1,00	0,33	0,36	99,38
	0,355	1,49	1,16	1,28	98,11
	0,250	2,00	7,80	8,58	89,53
	0,180	2,47	34,46	37,88	51,65
	0,125	3,00	34,24	37,64	14,01
	0,090	3,47	7,50	8,25	5,76
	0,075	3,74	0,63	0,69	5,07
	0,063	3,99	0,85	0,93	4,13
	< 0,063	> 3,99	3,76	4,13	0,00

Size Classes (DGF-Bulletin 1 1988)

		Weight %
Silt and clay	(< 0,063 mm):	4,13
Sand, fine	(0,063 mm - 0,200 mm):	58,34
Sand, medium	(0,2 mm - 0,6 mm):	37,08
Sand, coarse	(0,6 mm - 2 mm):	0,40
Gravel	(> 2 mm):	0,04
Sum:		100,00

Moments Measures (Folk and Wards)

Percentile Amount in sieve	Percentile Amount passing	d(mm)	Φ
5%	95%	0,32	1,66
16%	84%	0,24	2,06
25%	75%	0,22	2,16
40%	60%	0,20	2,36
Median 50%	50%	0,18	2,49
75%	25%	0,14	2,83
84%	16%	0,13	2,97
90%	10%	0,11	3,21
95%	5%	0,07	3,75

Moments Statistics

Mean	2,51
Sorting	0,54
Skewness	0,12
Kurtosis	1,30
Uniformity Coefficient	1,81

The analysis is executed according to DS 405.9 extended by sieves to the ½ phi scale

Size Classes and Percentiles are found by linear interpolation

Formulas

Mean (ϕ16%+ϕ84%+ϕ50%) / 3 (Folk and Ward 1957)

Sorting (ϕ84%-ϕ16%) / 4 + (ϕ95%-ϕ5%) / 6,6 (Folk and Ward 1957)

Kurtosis (ϕ95% - ϕ5%) / (2,44 * (ϕ75% - ϕ25%)) (Folk and Ward 1957)

Skewness (ϕ16%+ϕ84% - 2*ϕ50%) / (2*(ϕ84%-ϕ16%)) + (ϕ5%+ϕ95% - 2*ϕ50%) / (2*(ϕ95%-ϕ5%)) (Folk and Ward 1957)

Uniformity Coefficient (d60% / d10%) (dgf-Bulletin 1988)

Mean, sorting, skewness and kurtosis are based on "Amount in sieve". Uniformity coefficient is based on "Amount passing".

Øster Voldgade 10 1350 København K
Tel.: +45 38 14 20 00 Telefax: +45 38 14 20 50
Email: GEUS@geus.dk
www.geus.dk

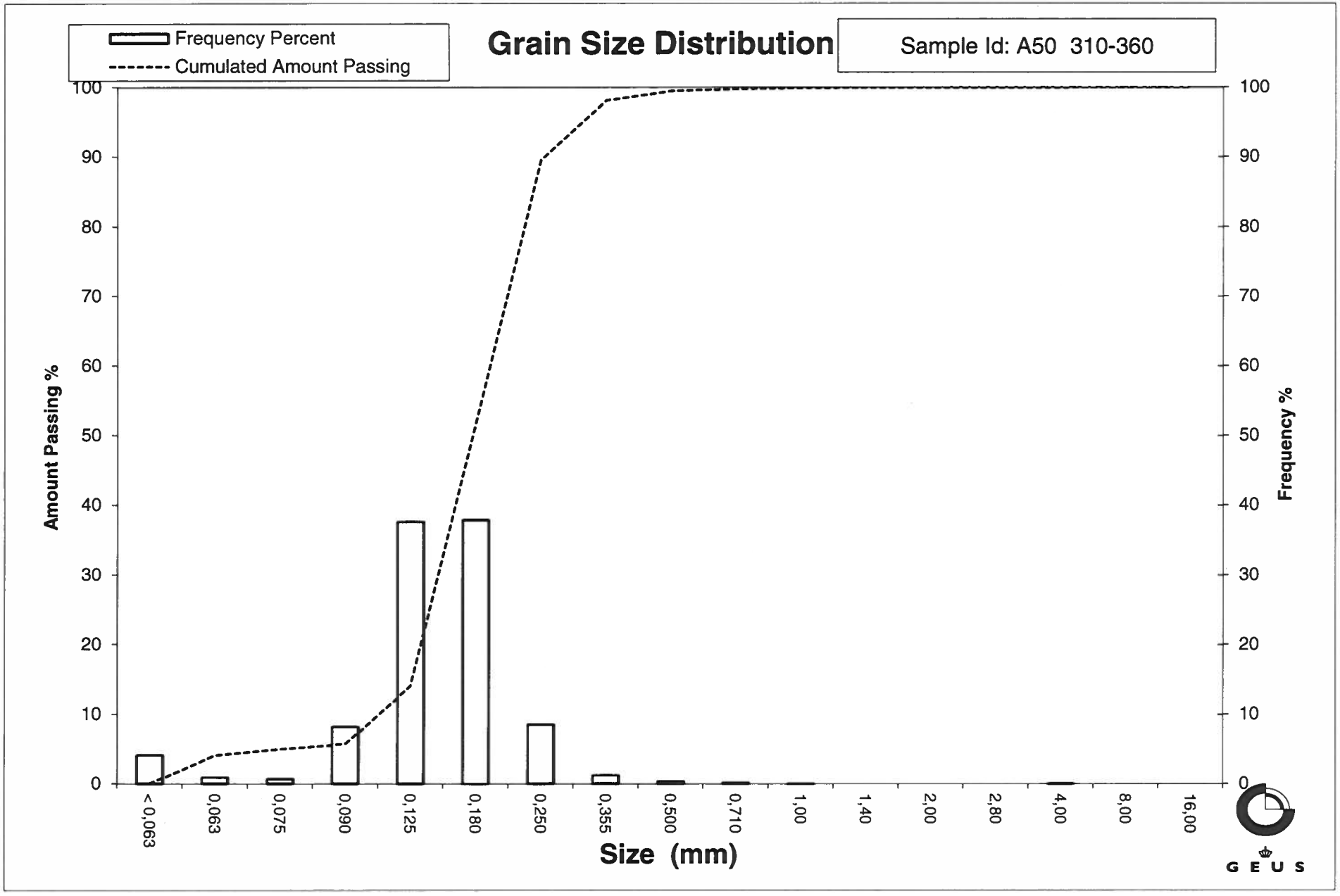
Frequency Percent
Cumulated Amount Passing
Grain Size Distribution
Sample Id: A50 310-360
Amount Passing %
Frequency %
100
90
80
70
60
50
40
30
20
10
0
< 0,063
0,063
0,075
0,090
0,125
0,180
0,250
0,355
0,500
0,710
1,00
1,40
2,00
2,80
4,00
8,00
16,00
Size (mm)
GEUS

Grain Size Distribution
Geotechnical

Sample Id: A51 0-50
Lab. Id: 220603
Projekt Energistyrelsen
Subject: A51
Date: 02-09-2022
Executed: PS/CRL
Remarks:

GEUS

Total Weight 104,98 g

Size Fractions

Sieve Analysis

	Size mm	Size Φ	Weight g	Weight %	Cumulated amount passing %
Gravel	16,00	-4,00	0,00	0,00	100,00
	8,00	-3,00	0,00	0,00	100,00
	4,00	-2,00	0,00	0,00	100,00
	2,80	-1,49	0,00	0,00	100,00
	2,00	-1,00	0,25	0,24	99,76
Sand	1,40	-0,49	0,19	0,18	99,58
	1,00	0,00	0,74	0,70	98,88
	0,710	0,49	1,96	1,87	97,01
	0,500	1,00	9,00	8,57	88,44
	0,355	1,49	21,99	20,95	67,49
	0,250	2,00	42,00	40,01	27,48
	0,180	2,47	23,81	22,68	4,80
	0,125	3,00	4,04	3,85	0,95
	0,090	3,47	0,20	0,19	0,76
	0,075	3,74	0,00	0,00	0,76
	0,063	3,99	0,00	0,00	0,76
	< 0,063	> 3,99	0,80	0,76	0,00

Size Classes (DGF-Bulletin 1 1988)

		Weight %
Silt and clay	(< 0,063 mm):	0,76
Sand, fine	(0,063 mm - 0,200 mm):	10,52
Sand, medium	(0,2 mm - 0,6 mm):	81,24
Sand, coarse	(0,6 mm - 2 mm):	7,24
Gravel	(> 2 mm):	0,24
Sum:		100,00

Moments Measures (Folk and Wards)

Percentile Amount in sieve	Percentile Amount passing	d(mm)	Φ
5%	95%	0,66	0,60
16%	84%	0,47	1,09
25%	75%	0,41	1,30
40%	60%	0,34	1,58
Median 50%	50%	0,31	1,69
75%	25%	0,24	2,04
84%	16%	0,21	2,22
90%	10%	0,20	2,35
95%	5%	0,18	2,47

Moments Statistics

Mean	1,67
Sorting	0,57
Skewness	-0,12
Kurtosis	1,03
Uniformity Coefficient	1,71

The analysis is executed according to DS 405.9 extended by sieves to the ½ phi scale

Size Classes and Percentiles are found by linear interpolation

Formulas

Mean (ϕ16%+ϕ84%+ϕ50%) / 3 (Folk and Ward 1957)

Sorting (ϕ84%-ϕ16%) / 4 + (ϕ95%-ϕ5%) / 6,6 (Folk and Ward 1957)

Kurtosis (ϕ95% - ϕ5%) / (2,44 * (ϕ75% - ϕ25%)) (Folk and Ward 1957)

Skewness (ϕ16%+ϕ84% - 2*ϕ50%) / (2*(ϕ84%-ϕ16%)) + (ϕ5%+ϕ95% - 2*ϕ50%) / (2*(ϕ95%-ϕ5%)) (Folk and Ward 1957)

Uniformity Coefficient (d60% / d10%) (dgf-Bulletin 1988)

Mean, sorting, skewness and kurtosis are based on "Amount in sieve". Uniformity coefficient is based on "Amount passing".

Øster Voldgade 10 1350 København K
Tel.: +45 38 14 20 00 Telefax: +45 38 14 20 50
Email: GEUS@geus.dk
www.geus.dk

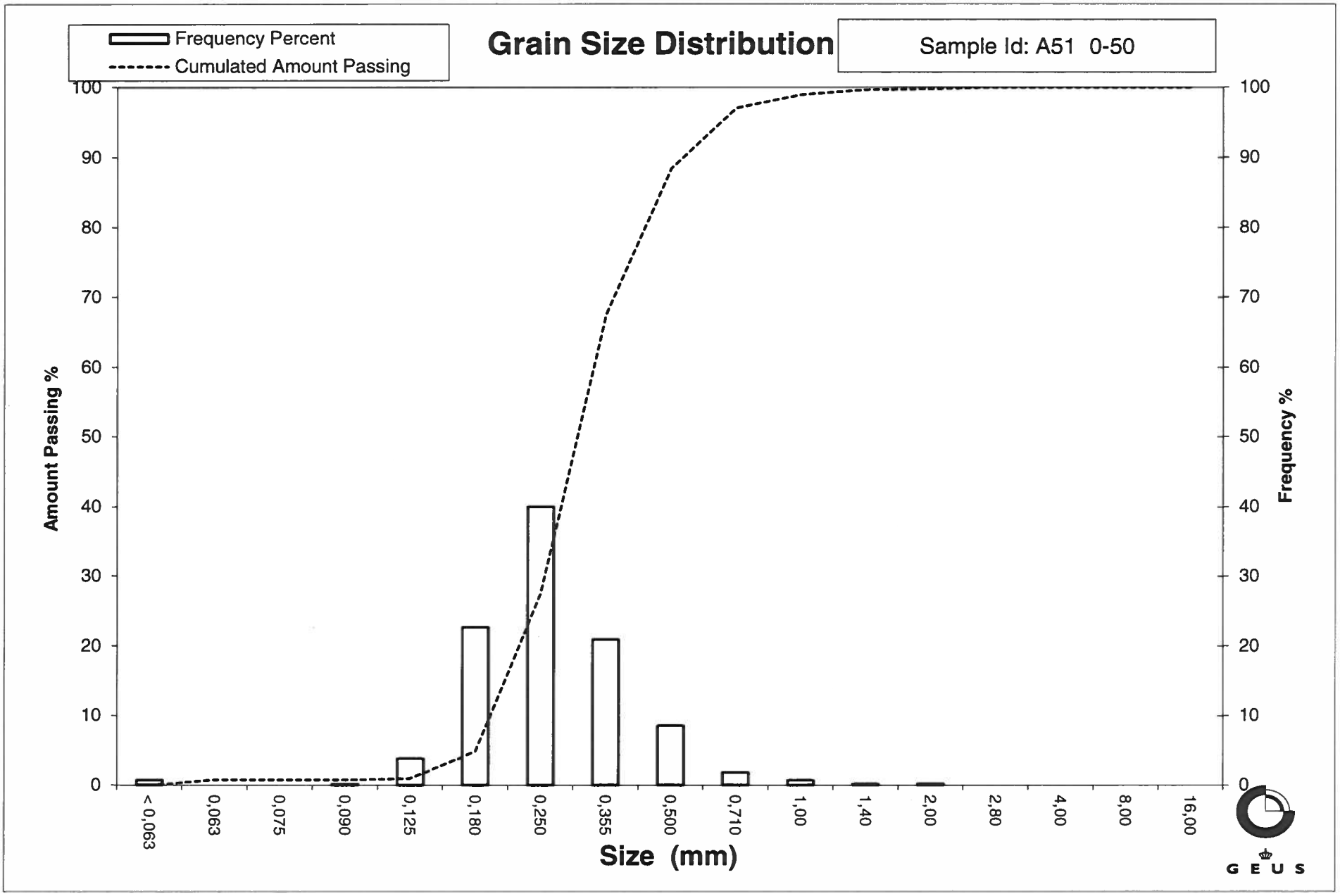
Frequency Percent
Cumulated Amount Passing
Grain Size Distribution
Sample Id: A51 0-50
Amount Passing %
Frequency %
100
90
80
70
60
50
40
30
20
10
0
< 0,063
0,063
0,075
0,090
0,125
0,180
0,250
0,355
0,500
0,710
1,00
1,40
2,00
2,80
4,00
8,00
16,00
Size (mm)
GEUS

Grain Size Distribution
Geotechnical

Sample Id: A51 100-150
Lab. Id: 220604
Projekt Energistyrelsen
Subject: A51
Date: 02-09-2022
Executed: PS/CRL
Remarks:

GEUS

Total Weight 104,34 g

Size Fractions

Sieve Analysis

	Size mm	Size Φ	Weight g	Weight %	Cumulated amount passing %
Gravel	16,00	-4,00	0,00	0,00	100,00
	8,00	-3,00	0,00	0,00	100,00
	4,00	-2,00	0,00	0,00	100,00
	2,80	-1,49	0,01	0,01	99,99
	2,00	-1,00	0,14	0,13	99,86
Sand	1,40	-0,49	0,47	0,45	99,41
	1,00	0,00	1,96	1,88	97,53
	0,710	0,49	4,55	4,36	93,17
	0,500	1,00	12,25	11,74	81,43
	0,355	1,49	26,65	25,54	55,88
	0,250	2,00	34,09	32,67	23,21
	0,180	2,47	21,10	20,22	2,99
	0,125	3,00	1,76	1,69	1,30
	0,090	3,47	0,16	0,15	1,15
	0,075	3,74	0,00	0,00	1,15
	0,063	3,99	0,00	0,00	1,15
	< 0,063	> 3,99	1,20	1,15	0,00

Size Classes (DGF-Bulletin 1 1988)

		Weight %
Silt and clay	(< 0,063 mm):	1,15
Sand, fine	(0,063 mm - 0,200 mm):	7,62
Sand, medium	(0,2 mm - 0,6 mm):	78,25
Sand, coarse	(0,6 mm - 2 mm):	12,84
Gravel	(> 2 mm):	0,14
Sum:		100,00

Moments Measures (Folk and Wards)

Percentile Amount in sieve	Percentile Amount passing	d(mm)	Φ
5%	95%	0,83	0,27
16%	84%	0,55	0,87
25%	75%	0,46	1,11
40%	60%	0,38	1,40
Median 50%	50%	0,34	1,57
75%	25%	0,26	1,97
84%	16%	0,23	2,15
90%	10%	0,20	2,29
95%	5%	0,19	2,42

Moments Statistics

Mean	1,53
Sorting	0,65
Skewness	-0,15
Kurtosis	1,03
Uniformity Coefficient	1,85

The analysis is executed according to DS 405.9 extended by sieves to the ½ phi scale

Size Classes and Percentiles are found by linear interpolation

Formulas

Mean (ϕ16%+ϕ84%+ϕ50%) / 3 (Folk and Ward 1957)

Sorting (ϕ84%-ϕ16%) / 4 + (ϕ95%-ϕ5%) / 6,6 (Folk and Ward 1957)

Kurtosis (ϕ95% - ϕ5%) / (2,44 * (ϕ75% - ϕ25%)) (Folk and Ward 1957)

Skewness (ϕ16%+ϕ84% - 2*ϕ50%) / (2*(ϕ84%-ϕ16%)) + (ϕ5%+ϕ95% - 2*ϕ50%) / (2*(ϕ95%-ϕ5%)) (Folk and Ward 1957)

Uniformity Coefficient (d60% / d10%) (dgf-Bulletin 1988)

Mean, sorting, skewness and kurtosis are based on "Amount in sieve". Uniformity coefficient is based on "Amount passing".

Øster Voldgade 10 1350 København K
Tel.: +45 38 14 20 00 Telefax: +45 38 14 20 50
Email: GEUS@geus.dk
www.geus.dk

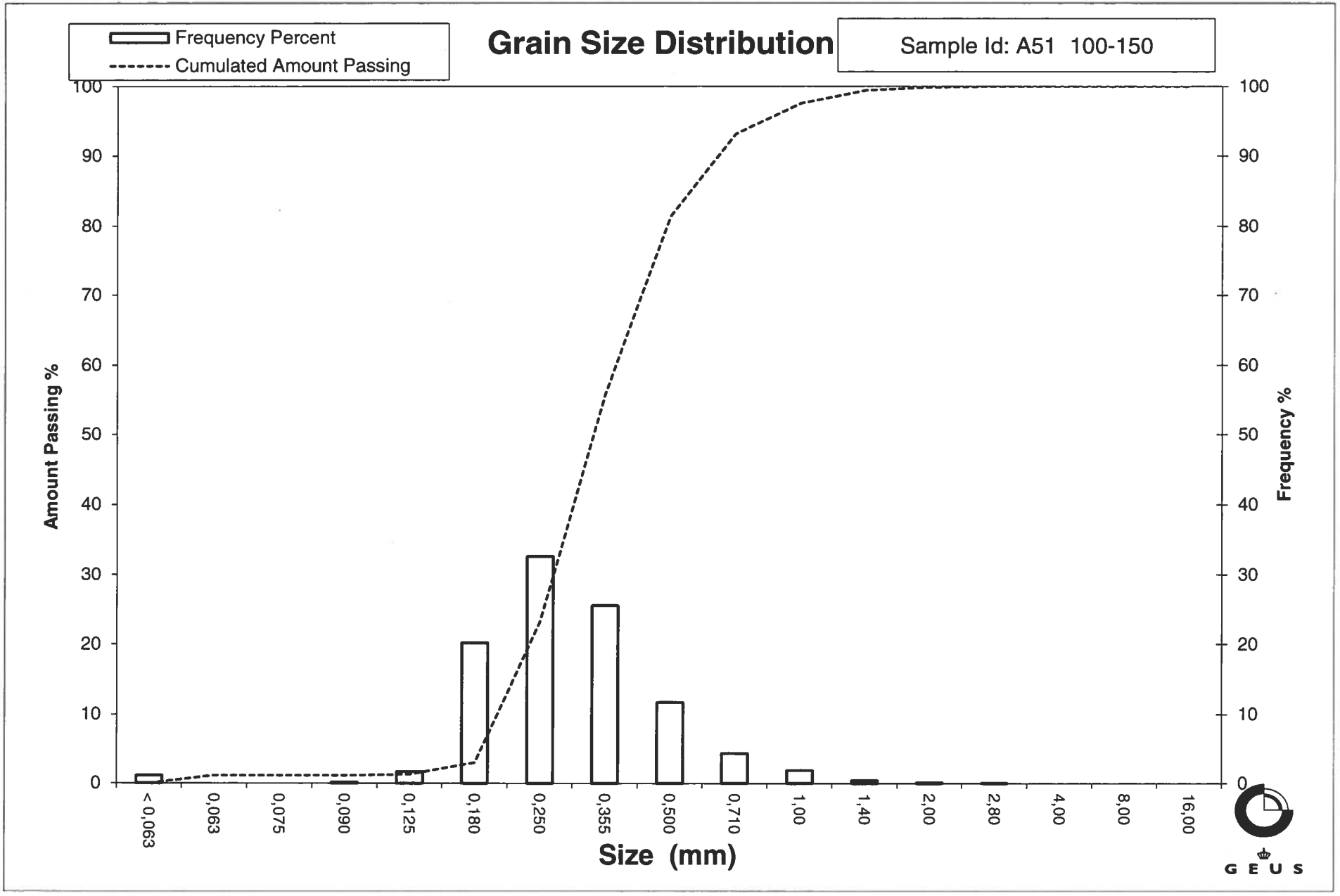
Frequency Percent
Cumulated Amount Passing
Grain Size Distribution
Sample Id: A51 100-150
Amount Passing %
Frequency %
100
90
80
70
60
50
40
30
20
10
0
< 0,063
0,063
0,075
0,090
0,125
0,180
0,250
0,355
0,500
0,710
1,00
1,40
2,00
2,80
4,00
8,00
16,00
Size (mm)
GEUS

Grain Size Distribution
Geotechnical

Sample Id: A51 200-250
Lab. Id: 220605
Projekt Energistyrelsen
Subject: A51
Date: 02-09-2022
Executed: PS/CRL
Remarks:

GEUS

Total Weight 110,07 g

Size Fractions

Sieve Analysis

	Size mm	Size Φ	Weight g	Weight %	Cumulated amount passing %
Gravel	16,00	-4,00	0,00	0,00	100,00
	8,00	-3,00	0,00	0,00	100,00
	4,00	-2,00	0,00	0,00	100,00
	2,80	-1,49	0,06	0,05	99,95
	2,00	-1,00	0,11	0,10	99,85
Sand	1,40	-0,49	0,14	0,13	99,72
	1,00	0,00	1,14	1,04	98,68
	0,710	0,49	2,38	2,16	96,52
	0,500	1,00	7,29	6,62	89,90
	0,355	1,49	14,07	12,78	77,11
	0,250	2,00	38,61	35,08	42,04
	0,180	2,47	35,86	32,58	9,46
	0,125	3,00	9,49	8,62	0,84
	0,090	3,47	0,41	0,37	0,46
	0,075	3,74	0,03	0,03	0,44
	0,063	3,99	0,01	0,01	0,43
	< 0,063	> 3,99	0,47	0,43	0,00

Size Classes (DGF-Bulletin 1 1988)

		Weight %
Silt and clay	(< 0,063 mm):	0,43
Sand, fine	(0,063 mm - 0,200 mm):	18,34
Sand, medium	(0,2 mm - 0,6 mm):	74,29
Sand, coarse	(0,6 mm - 2 mm):	6,79
Gravel	(> 2 mm):	0,15
Sum:		100,00

Moments Measures (Folk and Wards)

Percentile Amount in sieve	Percentile Amount passing	d(mm)	Φ
5%	95%	0,66	0,60
16%	84%	0,43	1,21
25%	75%	0,35	1,52
40%	60%	0,30	1,72
Median 50%	50%	0,27	1,87
75%	25%	0,21	2,23
84%	16%	0,19	2,37
90%	10%	0,18	2,46
95%	5%	0,15	2,72

Moments Statistics

Mean	1,81
Sorting	0,61
Skewness	-0,17
Kurtosis	1,23
Uniformity Coefficient	1,68

The analysis is executed according to DS 405.9 extended by sieves to the ½ phi scale

Size Classes and Percentiles are found by linear interpolation

Formulas

Mean (ϕ16%+ϕ84%+ϕ50%) / 3 (Folk and Ward 1957)

Sorting (ϕ84%-ϕ16%) / 4 + (ϕ95%-ϕ5%) / 6,6 (Folk and Ward 1957)

Kurtosis (ϕ95% - ϕ5%) / (2,44 * (ϕ75% - ϕ25%)) (Folk and Ward 1957)

Skewness (ϕ16%+ϕ84% - 2*ϕ50%) / (2*(ϕ84%-ϕ16%)) + (ϕ5%+ϕ95% - 2*ϕ50%) / (2*(ϕ95%-ϕ5%)) (Folk and Ward 1957)

Uniformity Coefficient (d60% / d10%) (dgf-Bulletin 1988)

Mean, sorting, skewness and kurtosis are based on "Amount in sieve". Uniformity coefficient is based on "Amount passing".

Øster Voldgade 10 1350 København K
Tel.: +45 38 14 20 00 Telefax: +45 38 14 20 50
Email: GEUS@geus.dk
www.geus.dk

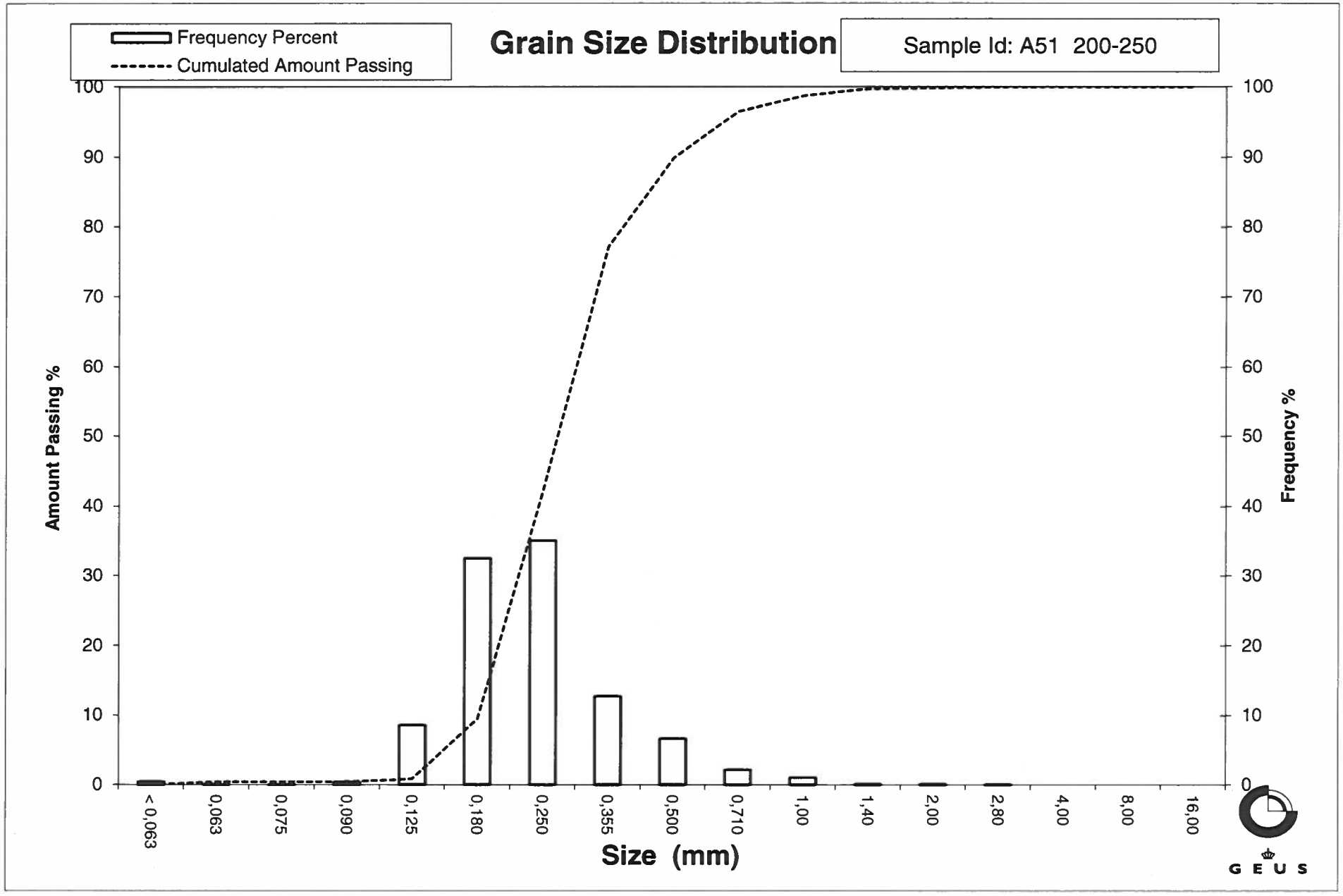
Frequency Percent
Cumulated Amount Passing
Grain Size Distribution
Sample Id: A51 200-250
Amount Passing %
Frequency %
100
90
80
70
60
50
40
30
20
10
0
< 0,063
0,063
0,075
0,090
0,125
0,180
0,250
0,355
0,500
0,710
1,00
1,40
2,00
2,80
4,00
8,00
16,00
Size (mm)
GEUS

Grain Size Distribution
Geotechnical

Sample Id: A51 300-350
Lab. Id: 220606
Projekt Energistyrelsen
Subject: A51
Date: 02-09-2022
Executed: PS/CRL
Remarks:

GEUS

Total Weight 105,07 g

Size Fractions

Sieve Analysis

	Size mm	Size Φ	Weight g	Weight %	Cumulated amount passing %
Gravel	16,00	-4,00	0,00	0,00	100,00
	8,00	-3,00	0,00	0,00	100,00
	4,00	-2,00	0,00	0,00	100,00
	2,80	-1,49	0,00	0,00	100,00
	2,00	-1,00	0,08	0,08	99,92
Sand	1,40	-0,49	0,10	0,10	99,83
	1,00	0,00	0,46	0,44	99,39
	0,710	0,49	1,82	1,73	97,66
	0,500	1,00	5,45	5,19	92,47
	0,355	1,49	18,67	17,77	74,70
	0,250	2,00	40,57	38,61	36,09
	0,180	2,47	32,70	31,12	4,97
	0,125	3,00	4,66	4,44	0,53
	0,090	3,47	0,49	0,47	0,07
	0,075	3,74	0,01	0,01	0,06
	0,063	3,99	0,01	0,01	0,05
	< 0,063	> 3,99	0,05	0,05	0,00

Size Classes (DGF-Bulletin 1 1988)

		Weight %
Silt and clay	(< 0,063 mm):	0,05
Sand, fine	(0,063 mm - 0,200 mm):	13,81
Sand, medium	(0,2 mm - 0,6 mm):	81,08
Sand, coarse	(0,6 mm - 2 mm):	4,98
Gravel	(> 2 mm):	0,08
Sum:		100,00

Moments Measures (Folk and Wards)

Percentile Amount in sieve	Percentile Amount passing	d(mm)	Φ
5%	95%	0,60	0,73
16%	84%	0,43	1,21
25%	75%	0,36	1,48
40%	60%	0,32	1,67
Median 50%	50%	0,29	1,80
75%	25%	0,23	2,15
84%	16%	0,20	2,29
90%	10%	0,19	2,39
95%	5%	0,18	2,47

Moments Statistics

Mean	1,77
Sorting	0,53
Skewness	-0,15
Kurtosis	1,07
Uniformity Coefficient	1,65

The analysis is executed according to DS 405.9 extended by sieves to the ½ phi scale

Size Classes and Percentiles are found by linear interpolation

Formulas

Mean (ϕ16%+ϕ84%+ϕ50%) / 3 (Folk and Ward 1957)

Sorting (ϕ84%-ϕ16%) / 4 + (ϕ95%-ϕ5%) / 6,6 (Folk and Ward 1957)

Kurtosis (ϕ95% - ϕ5%) / (2,44 * (ϕ75% - ϕ25%)) (Folk and Ward 1957)

Skewness (ϕ16%+ϕ84% - 2*ϕ50%) / (2*(ϕ84%-ϕ16%)) + (ϕ5%+ϕ95% - 2*ϕ50%) / (2*(ϕ95%-ϕ5%)) (Folk and Ward 1957)

Uniformity Coefficient (d60% / d10%) (dgf-Bulletin 1988)

Mean, sorting, skewness and kurtosis are based on "Amount in sieve". Uniformity coefficient is based on "Amount passing".

Øster Voldgade 10 1350 København K
Tel.: +45 38 14 20 00 Telefax: +45 38 14 20 50
Email: GEUS@geus.dk
www.geus.dk

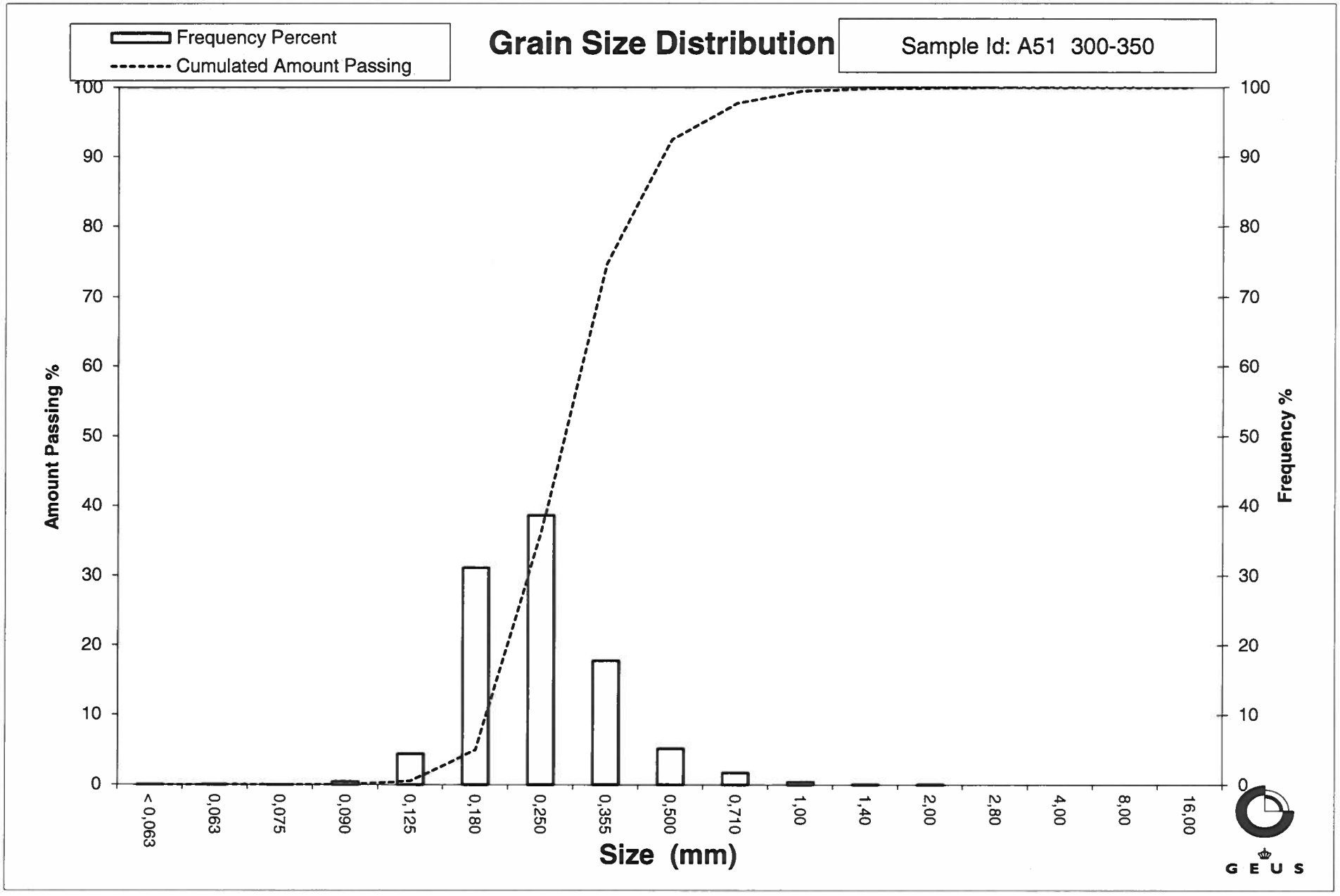
Frequency Percent
Cumulated Amount Passing
Grain Size Distribution
Sample Id: A51 300-350
Amount Passing %
Frequency %
100
90
80
70
60
50
40
30
20
10
0
< 0,063
0,063
0,075
0,090
0,125
0,180
0,250
0,355
0,500
0,710
1,00
1,40
2,00
2,80
4,00
8,00
16,00
Size (mm)
GEUS

Grain Size Distribution
Geotechnical

Sample Id: A52 0-50
Lab. Id: 220607
Projekt Energistyrelsen
Subject: A52
Date: 02-09-2022
Executed: PS/CRL
Remarks: 2,8mm heraf 0,05g skaller

GEUS

Total Weight 101,48 g

Size Fractions

Sieve Analysis

	Size mm	Size Φ	Weight g	Weight %	Cumulated amount passing %
Gravel	16,00	-4,00	0,00	0,00	100,00
	8,00	-3,00	1,39	1,37	98,63
	4,00	-2,00	0,68	0,67	97,96
	2,80	-1,49	0,22	0,22	97,74
	2,00	-1,00	0,09	0,09	97,65
Sand	1,40	-0,49	0,09	0,09	97,57
	1,00	0,00	0,69	0,68	96,89
	0,710	0,49	1,72	1,69	95,19
	0,500	1,00	7,11	7,01	88,18
	0,355	1,49	15,35	15,13	73,06
	0,250	2,00	32,17	31,70	41,36
	0,180	2,47	30,98	30,53	10,83
	0,125	3,00	9,22	9,09	1,74
	0,090	3,47	0,60	0,59	1,15
	0,075	3,74	0,03	0,03	1,12
	0,063	3,99	0,00	0,00	1,12
	< 0,063	> 3,99	1,14	1,12	0,00

Size Classes (DGF-Bulletin 1 1988)

		Weight %
Silt and clay	(< 0,063 mm):	1,12
Sand, fine	(0,063 mm - 0,200 mm):	18,43
Sand, medium	(0,2 mm - 0,6 mm):	71,97
Sand, coarse	(0,6 mm - 2 mm):	6,13
Gravel	(> 2 mm):	2,35
Sum:		100,00

Moments Measures (Folk and Wards)

Percentile Amount in sieve	Percentile Amount passing	d(mm)	Φ
5%	95%	0,70	0,51
16%	84%	0,46	1,12
25%	75%	0,37	1,42
40%	60%	0,31	1,68
Median 50%	50%	0,28	1,84
75%	25%	0,21	2,23
84%	16%	0,19	2,38
90%	10%	0,17	2,51
95%	5%	0,14	2,79

Moments Statistics

Mean	1,78
Sorting	0,66
Skewness	-0,16
Kurtosis	1,15
Uniformity Coefficient	1,78

The analysis is executed according to DS 405.9 extended by sieves to the ½ phi scale

Size Classes and Percentiles are found by linear interpolation

Formulas

Mean (ϕ16%+ϕ84%+ϕ50%) / 3 (Folk and Ward 1957)

Sorting (ϕ84%-ϕ16%) / 4 + (ϕ95%-ϕ5%) / 6,6 (Folk and Ward 1957)

Kurtosis (ϕ95% - ϕ5%) / (2,44 * (ϕ75% - ϕ25%)) (Folk and Ward 1957)

Skewness (ϕ16%+ϕ84% - 2*ϕ50%) / (2*(ϕ84%-ϕ16%)) + (ϕ5%+ϕ95% - 2*ϕ50%) / (2*(ϕ95%-ϕ5%)) (Folk and Ward 1957)

Uniformity Coefficient (d60% / d10%) (dgf-Bulletin 1988)

Mean, sorting, skewness and kurtosis are based on "Amount in sieve". Uniformity coefficient is based on "Amount passing".

Øster Voldgade 10 1350 København K
Tel.: +45 38 14 20 00 Telefax: +45 38 14 20 50
Email: GEUS@geus.dk
www.geus.dk

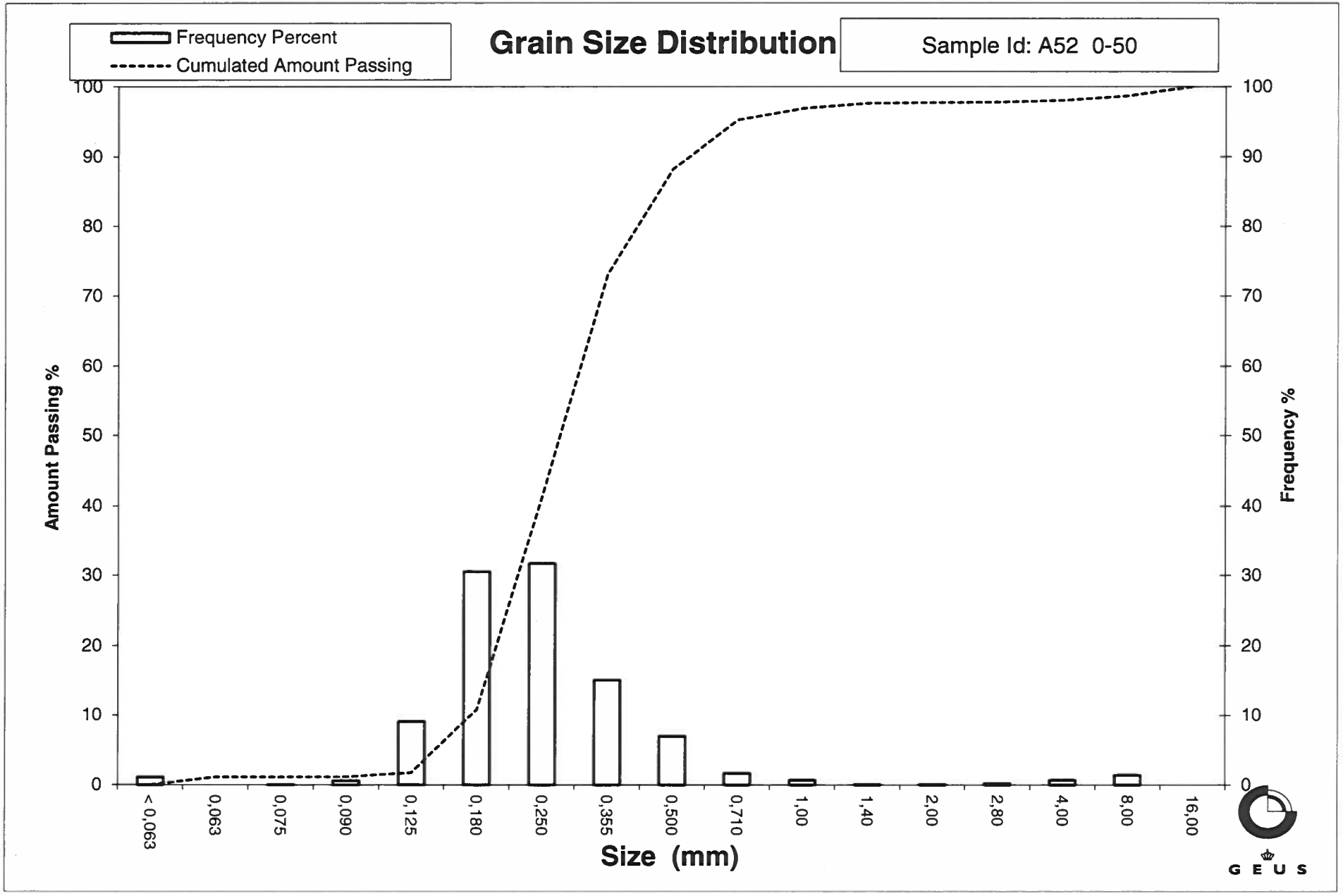
Frequency Percent
Cumulated Amount Passing
Grain Size Distribution
Sample Id: A52 0-50
Amount Passing %
Frequency %
100
90
80
70
60
50
40
30
20
10
0
< 0,063
0,063
0,075
0,090
0,125
0,180
0,250
0,355
0,500
0,710
1,00
1,40
2,00
2,80
4,00
8,00
16,00
Size (mm)
GEUS

Grain Size Distribution
Geotechnical

Sample Id: A52 50-100
Lab. Id: 220608
Projekt Energistyrelsen
Subject: A52
Date: 02-09-2022
Executed: PS/CRL
Remarks:

GEUS

Total Weight 91,06 g

Size Fractions

Sieve Analysis

	Size mm	Size Φ	Weight g	Weight %	Cumulated amount passing %
Gravel	16,00	-4,00	0,00	0,00	100,00
	8,00	-3,00	0,00	0,00	100,00
	4,00	-2,00	0,00	0,00	100,00
	2,80	-1,49	0,00	0,00	100,00
	2,00	-1,00	0,00	0,00	100,00
Sand	1,40	-0,49	0,00	0,00	100,00
	1,00	0,00	0,03	0,03	99,97
	0,710	0,49	0,26	0,29	99,68
	0,500	1,00	1,01	1,11	98,57
	0,355	1,49	3,07	3,37	95,20
	0,250	2,00	7,25	7,96	87,24
	0,180	2,47	24,56	26,97	60,27
	0,125	3,00	33,66	36,96	23,30
	0,090	3,47	15,01	16,48	6,82
	0,075	3,74	0,98	1,08	5,74
	0,063	3,99	0,39	0,43	5,32
	< 0,063	> 3,99	4,84	5,32	0,00

Size Classes (DGF-Bulletin 1 1988)

		Weight %
Silt and clay	(< 0,063 mm):	5,32
Sand, fine	(0,063 mm - 0,200 mm):	62,66
Sand, medium	(0,2 mm - 0,6 mm):	31,13
Sand, coarse	(0,6 mm - 2 mm):	0,90
Gravel	(> 2 mm):	0,00
Sum:		100,00

Moments Measures (Folk and Wards)

Percentile Amount in sieve	Percentile Amount passing	d(mm)	Φ
5%	95%	0,35	1,50
16%	84%	0,24	2,05
25%	75%	0,22	2,20
40%	60%	0,18	2,48
Median 50%	50%	0,16	2,60
75%	25%	0,13	2,97
84%	16%	0,11	3,19
90%	10%	0,10	3,37
95%	5%	-------	-------

Moments Statistics

Mean	2,61
Sorting	-------
Skewness	-------
Kurtosis	-------
Uniformity Coefficient	1,86

The analysis is executed according to DS 405.9 extended by sieves to the ½ phi scale

Size Classes and Percentiles are found by linear interpolation

Formulas

Mean (ϕ16%+ϕ84%+ϕ50%) / 3 (Folk and Ward 1957)

Sorting (ϕ84%-ϕ16%) / 4 + (ϕ95%-ϕ5%) / 6,6 (Folk and Ward 1957)

Kurtosis (ϕ95% - ϕ5%) / (2,44 * (ϕ75% - ϕ25%)) (Folk and Ward 1957)

Skewness (ϕ16%+ϕ84% - 2*ϕ50%) / (2*(ϕ84%-ϕ16%)) + (ϕ5%+ϕ95% - 2*ϕ50%) / (2*(ϕ95%-ϕ5%)) (Folk and Ward 1957)

Uniformity Coefficient (d60% / d10%) (dgf-Bulletin 1988)

Mean, sorting, skewness and kurtosis are based on "Amount in sieve". Uniformity coefficient is based on "Amount passing".

Øster Voldgade 10 1350 København K
Tel.: +45 38 14 20 00 Telefax: +45 38 14 20 50
Email: GEUS@geus.dk
www.geus.dk

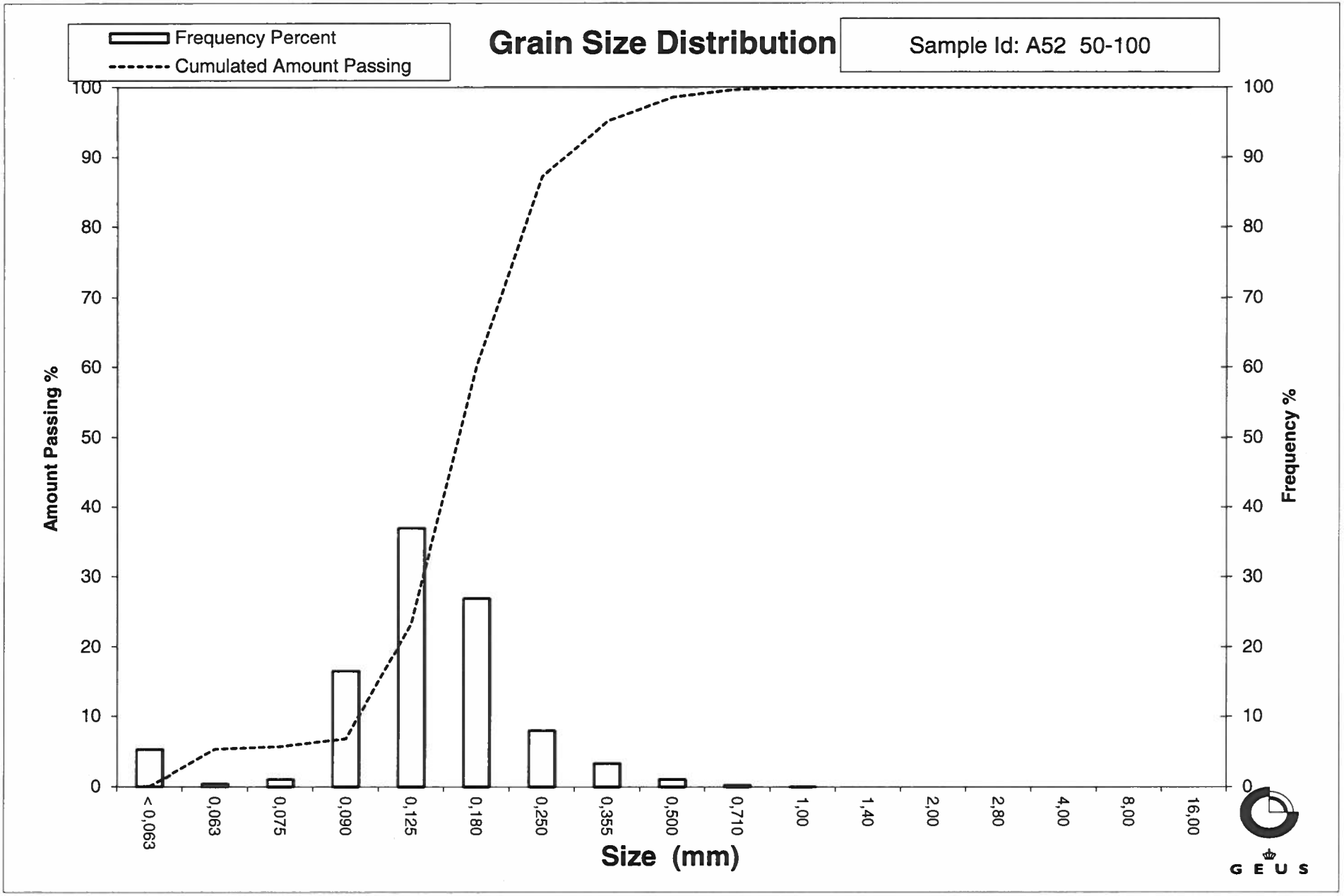
Frequency Percent
Cumulated Amount Passing
Grain Size Distribution
Sample Id: A52 50-100
Amount Passing %
Frequency %
100
90
80
70
60
50
40
30
20
10
0
< 0,063
0,063
0,075
0,090
0,125
0,180
0,250
0,355
0,500
0,710
1,00
1,40
2,00
2,80
4,00
8,00
16,00
Size (mm)
GEUS

Grain Size Distribution
Geotechnical

Sample Id: A52 150-200
Lab. Id: 220609
Projekt Energistyrelsen
Subject: A52
Date: 02-09-2022
Executed: PS/CRL
Remarks:

GEUS

Total Weight 92,8 g

Size Fractions

Sieve Analysis

	Size mm	Size Φ	Weight g	Weight %	Cumulated amount passing %
Gravel	16,00	-4,00	0,00	0,00	100,00
	8,00	-3,00	0,00	0,00	100,00
	4,00	-2,00	0,00	0,00	100,00
	2,80	-1,49	0,00	0,00	100,00
	2,00	-1,00	0,00	0,00	100,00
Sand	1,40	-0,49	0,00	0,00	100,00
	1,00	0,00	0,04	0,04	99,96
	0,710	0,49	0,17	0,18	99,77
	0,500	1,00	0,87	0,94	98,84
	0,355	1,49	2,66	2,87	95,97
	0,250	2,00	8,73	9,41	86,56
	0,180	2,47	21,98	23,69	62,88
	0,125	3,00	37,69	40,61	22,26
	0,090	3,47	12,71	13,70	8,57
	0,075	3,74	0,99	1,07	7,50
	0,063	3,99	0,41	0,44	7,06
	< 0,063	> 3,99	6,55	7,06	0,00

Size Classes (DGF-Bulletin 1 1988)

		Weight %
Silt and clay	(< 0,063 mm):	7,06
Sand, fine	(0,063 mm - 0,200 mm):	62,59
Sand, medium	(0,2 mm - 0,6 mm):	29,64
Sand, coarse	(0,6 mm - 2 mm):	0,72
Gravel	(> 2 mm):	0,00
Sum:		100,00

Moments Measures (Folk and Wards)

Percentile Amount in sieve	Percentile Amount passing	d(mm)	Φ
5%	95%	0,34	1,54
16%	84%	0,24	2,04
25%	75%	0,22	2,21
40%	60%	0,18	2,51
Median 50%	50%	0,16	2,62
75%	25%	0,13	2,96
84%	16%	0,11	3,20
90%	10%	0,09	3,42
95%	5%	-------	-------

Moments Statistics

Mean	2,62
Sorting	-------
Skewness	-------
Kurtosis	-------
Uniformity Coefficient	1,88

The analysis is executed according to DS 405.9 extended by sieves to the ½ phi scale

Size Classes and Percentiles are found by linear interpolation

Formulas

Mean (ϕ16%+ϕ84%+ϕ50%) / 3 (Folk and Ward 1957)

Sorting (ϕ84%-ϕ16%) / 4 + (ϕ95%-ϕ5%) / 6,6 (Folk and Ward 1957)

Kurtosis (ϕ95% - ϕ5%) / (2,44 * (ϕ75% - ϕ25%)) (Folk and Ward 1957)

Skewness (ϕ16%+ϕ84% - 2*ϕ50%) / (2*(ϕ84%-ϕ16%)) + (ϕ5%+ϕ95% - 2*ϕ50%) / (2*(ϕ95%-ϕ5%)) (Folk and Ward 1957)

Uniformity Coefficient (d60% / d10%) (dgf-Bulletin 1988)

Mean, sorting, skewness and kurtosis are based on "Amount in sieve". Uniformity coefficient is based on "Amount passing".

Øster Voldgade 10 1350 København K
Tel.: +45 38 14 20 00 Telefax: +45 38 14 20 50
Email: GEUS@geus.dk
www.geus.dk

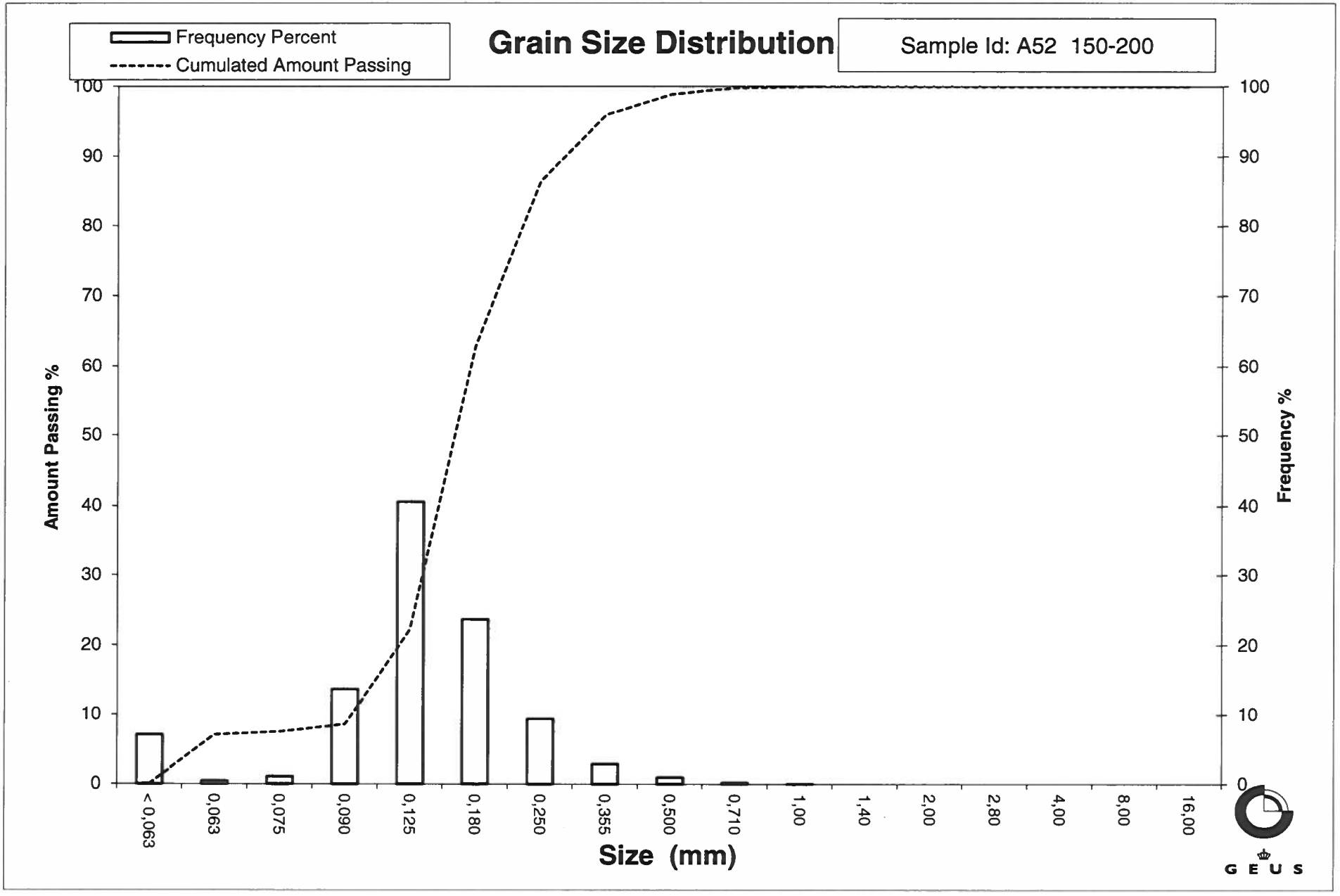
Frequency Percent
Cumulated Amount Passing
Grain Size Distribution
Sample Id: A52 150-200
Amount Passing %
Frequency %
100
90
80
70
60
50
40
30
20
10
0
< 0,063
0,063
0,075
0,090
0,125
0,180
0,250
0,355
0,500
0,710
1,00
1,40
2,00
2,80
4,00
8,00
16,00
Size (mm)
GEUS

Grain Size Distribution
Geotechnical

Sample Id: A54 0-50
Lab. Id: 220610
Projekt Energistyrelsen
Subject: A54
Date: 02-09-2022
Executed: PS/CRL
Remarks:

GEUS

Total Weight 123,27 g

Size Fractions

Sieve Analysis

	Size mm	Size Φ	Weight g	Weight %	Cumulated amount passing %
Gravel	16,00	-4,00	0,00	0,00	100,00
	8,00	-3,00	0,00	0,00	100,00
	4,00	-2,00	0,00	0,00	100,00
	2,80	-1,49	0,12	0,10	99,90
	2,00	-1,00	0,58	0,47	99,43
Sand	1,40	-0,49	1,74	1,41	98,02
	1,00	0,00	4,78	3,88	94,14
	0,710	0,49	10,89	8,83	85,31
	0,500	1,00	22,94	18,61	66,70
	0,355	1,49	35,95	29,16	37,54
	0,250	2,00	31,69	25,71	11,83
	0,180	2,47	12,14	9,85	1,98
	0,125	3,00	1,20	0,97	1,01
	0,090	3,47	0,09	0,07	0,93
	0,075	3,74	0,00	0,00	0,93
	0,063	3,99	0,00	0,00	0,93
	< 0,063	> 3,99	1,15	0,93	0,00

Size Classes (DGF-Bulletin 1 1988)

		Weight %
Silt and clay	(< 0,063 mm):	0,93
Sand, fine	(0,063 mm - 0,200 mm):	3,86
Sand, medium	(0,2 mm - 0,6 mm):	70,77
Sand, coarse	(0,6 mm - 2 mm):	23,87
Gravel	(> 2 mm):	0,57
Sum:		100,00

Moments Measures (Folk and Wards)

Percentile Amount in sieve	Percentile Amount passing	d(mm)	Φ
5%	95%	1,09	-0,12
16%	84%	0,70	0,52
25%	75%	0,59	0,75
40%	60%	0,47	1,10
Median 50%	50%	0,42	1,26
75%	25%	0,30	1,72
84%	16%	0,27	1,90
90%	10%	0,24	2,08
95%	5%	0,20	2,31

Moments Statistics

Mean	1,23
Sorting	0,71
Skewness	-0,10
Kurtosis	1,03
Uniformity Coefficient	1,97

The analysis is executed according to DS 405.9 extended by sieves to the ½ phi scale

Size Classes and Percentiles are found by linear interpolation

Formulas

Mean (ϕ16%+ϕ84%+ϕ50%) / 3 (Folk and Ward 1957)

Sorting (ϕ84%-ϕ16%) / 4 + (ϕ95%-ϕ5%) / 6,6 (Folk and Ward 1957)

Kurtosis (ϕ95% - ϕ5%) / (2,44 * (ϕ75% - ϕ25%)) (Folk and Ward 1957)

Skewness (ϕ16%+ϕ84% - 2*ϕ50%) / (2*(ϕ84%-ϕ16%)) + (ϕ5%+ϕ95% - 2*ϕ50%) / (2*(ϕ95%-ϕ5%)) (Folk and Ward 1957)

Uniformity Coefficient (d60% / d10%) (dgf-Bulletin 1988)

Mean, sorting, skewness and kurtosis are based on "Amount in sieve". Uniformity coefficient is based on "Amount passing".

Øster Voldgade 10 1350 København K
Tel.: +45 38 14 20 00 Telefax: +45 38 14 20 50
Email: GEUS@geus.dk
www.geus.dk

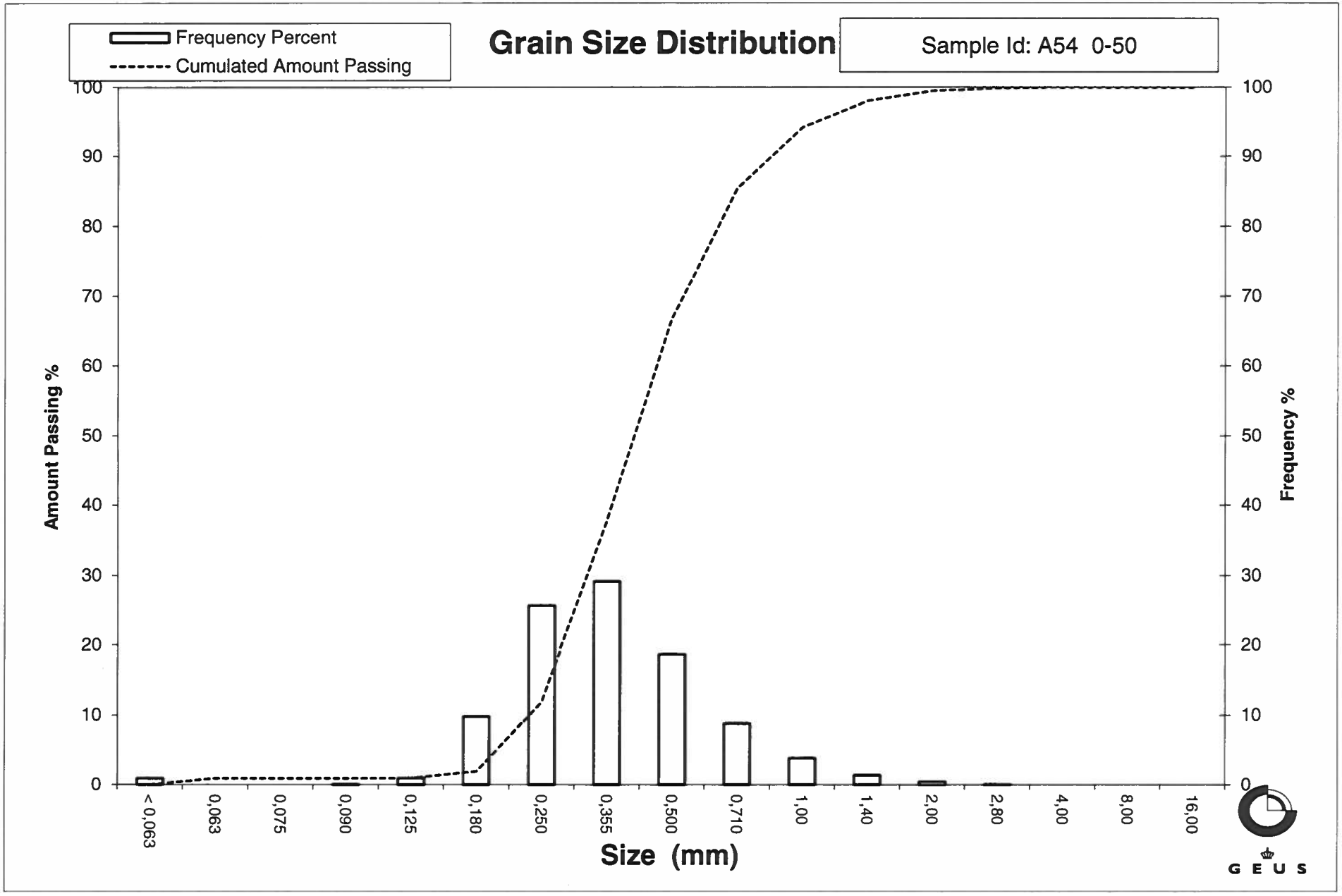
Frequency Percent
Cumulated Amount Passing
Grain Size Distribution
Sample Id: A54 0-50
Amount Passing %
Frequency %
100
90
80
70
60
50
40
30
20
10
0
< 0,063
0,063
0,075
0,090
0,125
0,180
0,250
0,355
0,500
0,710
1,00
1,40
2,00
2,80
4,00
8,00
16,00
Size (mm)
GEUS

Grain Size Distribution
Geotechnical

Sample Id: A54 100-150
Lab. Id: 220611
Projekt Energistyrelsen
Subject: A54
Date: 02-09-2022
Executed: PS/CRL
Remarks:

GEUS

Total Weight 101,57 g

Size Fractions

Sieve Analysis

	Size mm	Size Φ	Weight g	Weight %	Cumulated amount passing %
Gravel	16,00	-4,00	0,00	0,00	100,00
	8,00	-3,00	0,00	0,00	100,00
	4,00	-2,00	0,00	0,00	100,00
	2,80	-1,49	0,00	0,00	100,00
	2,00	-1,00	0,17	0,17	99,83
Sand	1,40	-0,49	0,28	0,28	99,56
	1,00	0,00	1,94	1,91	97,65
	0,710	0,49	4,01	3,95	93,70
	0,500	1,00	11,20	11,03	82,67
	0,355	1,49	17,69	17,42	65,26
	0,250	2,00	34,09	33,56	31,69
	0,180	2,47	25,09	24,70	6,99
	0,125	3,00	5,71	5,62	1,37
	0,090	3,47	0,42	0,41	0,96
	0,075	3,74	0,05	0,05	0,91
	0,063	3,99	0,05	0,05	0,86
	< 0,063	> 3,99	0,87	0,86	0,00

Size Classes (DGF-Bulletin 1 1988)

		Weight %
Silt and clay	(< 0,063 mm):	0,86
Sand, fine	(0,063 mm - 0,200 mm):	13,19
Sand, medium	(0,2 mm - 0,6 mm):	73,87
Sand, coarse	(0,6 mm - 2 mm):	11,91
Gravel	(> 2 mm):	0,17
Sum:		100,00

Moments Measures (Folk and Wards)

Percentile Amount in sieve	Percentile Amount passing	d(mm)	Φ
5%	95%	0,81	0,31
16%	84%	0,53	0,93
25%	75%	0,44	1,20
40%	60%	0,34	1,56
Median 50%	50%	0,31	1,70
75%	25%	0,23	2,11
84%	16%	0,21	2,28
90%	10%	0,19	2,41
95%	5%	0,16	2,64

Moments Statistics

Mean	1,64
Sorting	0,69
Skewness	-0,17
Kurtosis	1,04
Uniformity Coefficient	1,80

The analysis is executed according to DS 405.9 extended by sieves to the ½ phi scale

Size Classes and Percentiles are found by linear interpolation

Formulas

Mean (ϕ16%+ϕ84%+ϕ50%) / 3 (Folk and Ward 1957)

Sorting (ϕ84%-ϕ16%) / 4 + (ϕ95%-ϕ5%) / 6,6 (Folk and Ward 1957)

Kurtosis (ϕ95% - ϕ5%) / (2,44 * (ϕ75% - ϕ25%)) (Folk and Ward 1957)

Skewness (ϕ16%+ϕ84% - 2*ϕ50%) / (2*(ϕ84%-ϕ16%)) + (ϕ5%+ϕ95% - 2*ϕ50%) / (2*(ϕ95%-ϕ5%)) (Folk and Ward 1957)

Uniformity Coefficient (d60% / d10%) (dgf-Bulletin 1988)

Mean, sorting, skewness and kurtosis are based on "Amount in sieve". Uniformity coefficient is based on "Amount passing".

Øster Voldgade 10 1350 København K
Tel.: +45 38 14 20 00 Telefax: +45 38 14 20 50
Email: GEUS@geus.dk
www.geus.dk

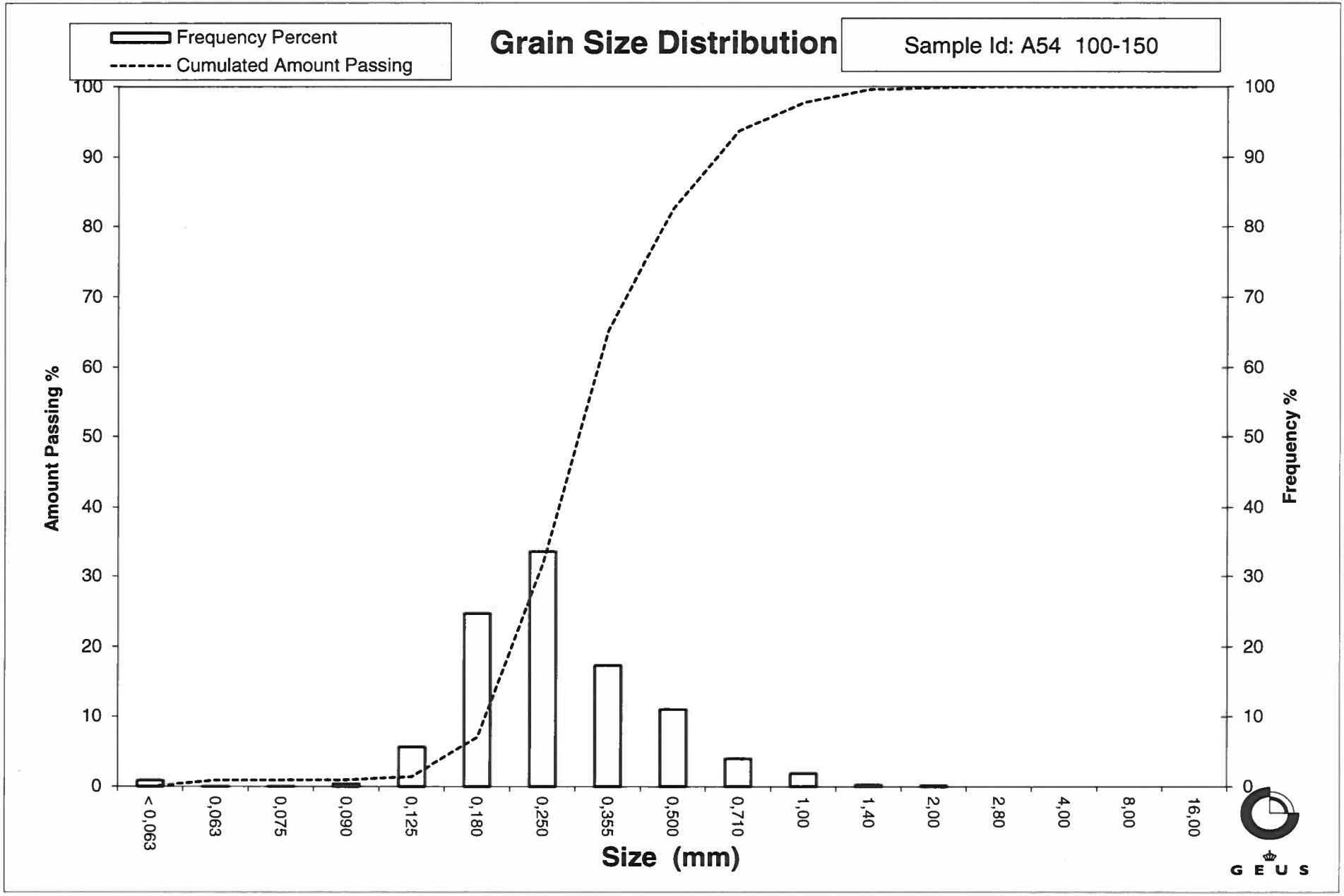
Frequency Percent
Cumulated Amount Passing
Grain Size Distribution
Sample Id: A54 100-150
Amount Passing %
Frequency %
100
90
80
70
60
50
40
30
20
10
0
< 0,063
0,063
0,075
0,090
0,125
0,180
0,250
0,355
0,500
0,710
1,00
1,40
2,00
2,80
4,00
8,00
16,00
Size (mm)
GEUS

Grain Size Distribution
Geotechnical

Sample Id: A54 200-250
Lab. Id: 220612
Projekt Energistyrelsen
Subject: A54
Date: 02-09-2022
Executed: PS/CRL
Remarks:

GEUS

Total Weight 101,63 g

Size Fractions

Sieve Analysis

	Size mm	Size Φ	Weight g	Weight %	Cumulated amount passing %
Gravel	16,00	-4,00	0,00	0,00	100,00
	8,00	-3,00	0,00	0,00	100,00
	4,00	-2,00	0,00	0,00	100,00
	2,80	-1,49	0,04	0,04	99,96
	2,00	-1,00	0,00	0,00	99,96
Sand	1,40	-0,49	0,31	0,31	99,66
	1,00	0,00	1,27	1,25	98,41
	0,710	0,49	4,62	4,55	93,86
	0,500	1,00	11,94	11,75	82,11
	0,355	1,49	23,42	23,04	59,07
	0,250	2,00	34,41	33,86	25,21
	0,180	2,47	22,34	21,98	3,23
	0,125	3,00	2,23	2,19	1,03
	0,090	3,47	0,17	0,17	0,87
	0,075	3,74	0,00	0,00	0,87
	0,063	3,99	0,00	0,00	0,87
	< 0,063	> 3,99	0,88	0,87	0,00

Size Classes (DGF-Bulletin 1 1988)

		Weight %
Silt and clay	(< 0,063 mm):	0,87
Sand, fine	(0,063 mm - 0,200 mm):	8,64
Sand, medium	(0,2 mm - 0,6 mm):	78,20
Sand, coarse	(0,6 mm - 2 mm):	12,25
Gravel	(> 2 mm):	0,04
Sum:		100,00

Moments Measures (Folk and Wards)

Percentile Amount in sieve	Percentile Amount passing	d(mm)	Φ
5%	95%	0,78	0,35
16%	84%	0,53	0,91
25%	75%	0,46	1,14
40%	60%	0,36	1,47
Median 50%	50%	0,33	1,61
75%	25%	0,25	2,00
84%	16%	0,22	2,18
90%	10%	0,20	2,31
95%	5%	0,19	2,43

Moments Statistics

Mean	1,57
Sorting	0,63
Skewness	-0,16
Kurtosis	0,98
Uniformity Coefficient	1,79

The analysis is executed according to DS 405.9 extended by sieves to the ½ phi scale

Size Classes and Percentiles are found by linear interpolation

Formulas

Mean (ϕ16%+ϕ84%+ϕ50%) / 3 (Folk and Ward 1957)

Sorting (ϕ84%-ϕ16%) / 4 + (ϕ95%-ϕ5%) / 6,6 (Folk and Ward 1957)

Kurtosis (ϕ95% - ϕ5%) / (2,44 * (ϕ75% - ϕ25%)) (Folk and Ward 1957)

Skewness (ϕ16%+ϕ84% - 2*ϕ50%) / (2*(ϕ84%-ϕ16%)) + (ϕ5%+ϕ95% - 2*ϕ50%) / (2*(ϕ95%-ϕ5%)) (Folk and Ward 1957)

Uniformity Coefficient (d60% / d10%) (dgf-Bulletin 1988)

Mean, sorting, skewness and kurtosis are based on "Amount in sieve". Uniformity coefficient is based on "Amount passing".

Øster Voldgade 10 1350 København K
Tel.: +45 38 14 20 00 Telefax: +45 38 14 20 50
Email: GEUS@geus.dk
www.geus.dk

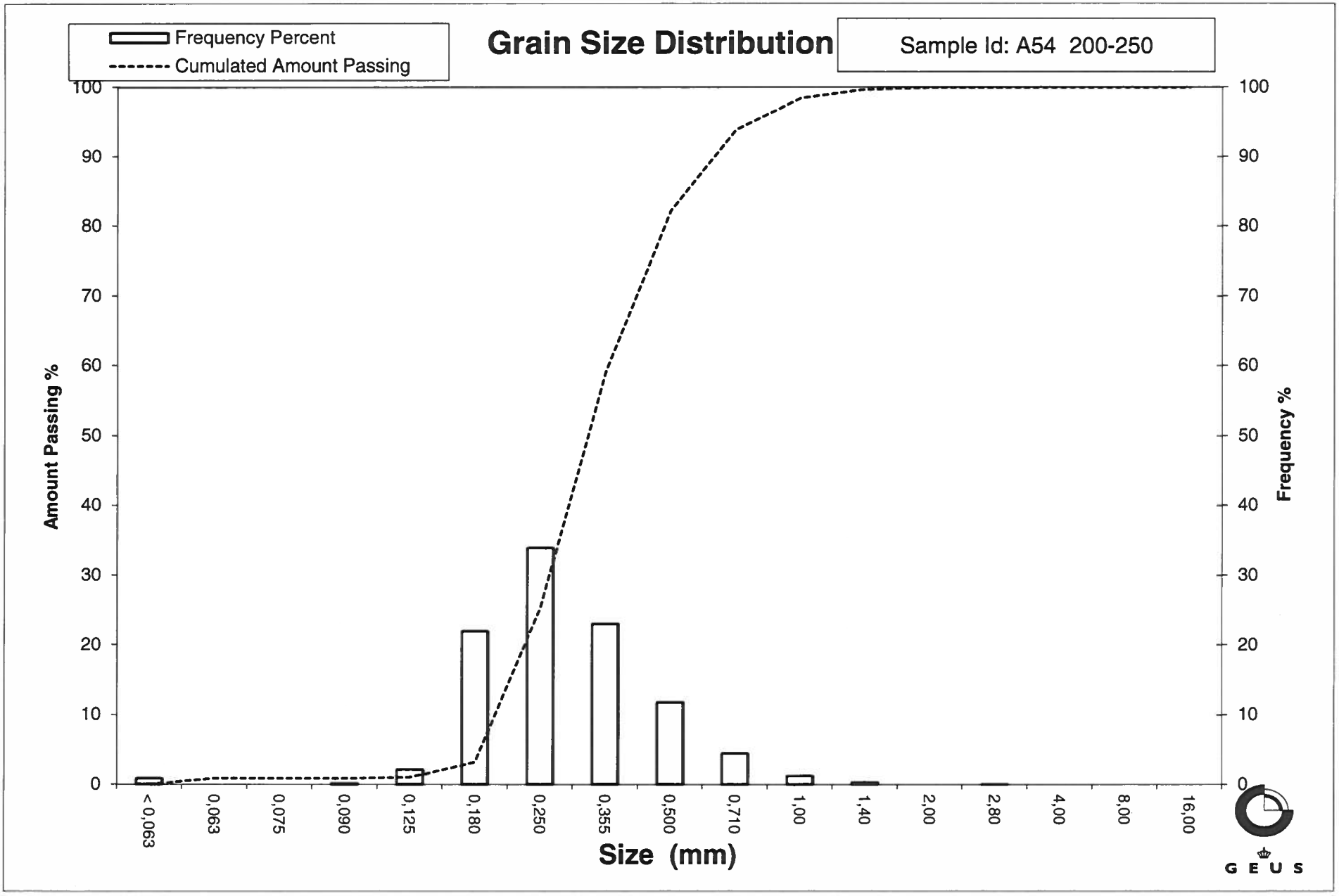
Frequency Percent
Cumulated Amount Passing
Grain Size Distribution
Sample Id: A54 200-250
Amount Passing %
Frequency %
100
90
80
70
60
50
40
30
20
10
0
< 0,063
0,063
0,075
0,090
0,125
0,180
0,250
0,355
0,500
0,710
1,00
1,40
2,00
2,80
4,00
8,00
16,00
Size (mm)
GEUS

Grain Size Distribution
Geotechnical

Sample Id: A54 300-350
Lab. Id: 220613
Projekt Energistyrelsen
Subject: A54
Date: 02-09-2022
Executed: PS/CRL
Remarks:

GEUS

Total Weight 108 g

Size Fractions

Sieve Analysis

	Size mm	Size Φ	Weight g	Weight %	Cumulated amount passing %
Gravel	16,00	-4,00	0,00	0,00	100,00
	8,00	-3,00	0,00	0,00	100,00
	4,00	-2,00	0,10	0,09	99,91
	2,80	-1,49	0,00	0,00	99,91
	2,00	-1,00	0,00	0,00	99,91
Sand	1,40	-0,49	0,04	0,04	99,87
	1,00	0,00	0,31	0,29	99,58
	0,710	0,49	1,10	1,02	98,56
	0,500	1,00	5,76	5,33	93,23
	0,355	1,49	15,90	14,72	78,51
	0,250	2,00	45,88	42,48	36,03
	0,180	2,47	32,27	29,88	6,15
	0,125	3,00	5,52	5,11	1,04
	0,090	3,47	0,26	0,24	0,80
	0,075	3,74	0,02	0,02	0,78
	0,063	3,99	0,02	0,02	0,76
	< 0,063	> 3,99	0,82	0,76	0,00

Size Classes (DGF-Bulletin 1 1988)

		Weight %
Silt and clay	(< 0,063 mm):	0,76
Sand, fine	(0,063 mm - 0,200 mm):	13,93
Sand, medium	(0,2 mm - 0,6 mm):	81,09
Sand, coarse	(0,6 mm - 2 mm):	4,14
Gravel	(> 2 mm):	0,09
Sum:		100,00

Moments Measures (Folk and Wards)

Percentile Amount in sieve	Percentile Amount passing	d(mm)	Φ
5%	95%	0,57	0,81
16%	84%	0,41	1,29
25%	75%	0,35	1,53
40%	60%	0,31	1,69
Median 50%	50%	0,28	1,81
75%	25%	0,22	2,16
84%	16%	0,20	2,30
90%	10%	0,19	2,40
95%	5%	0,17	2,58

Moments Statistics

Mean	1,80
Sorting	0,52
Skewness	-0,09
Kurtosis	1,15
Uniformity Coefficient	1,64

The analysis is executed according to DS 405.9 extended by sieves to the ½ phi scale

Size Classes and Percentiles are found by linear interpolation

Formulas

Mean (ϕ16%+ϕ84%+ϕ50%) / 3 (Folk and Ward 1957)

Sorting (ϕ84%-ϕ16%) / 4 + (ϕ95%-ϕ5%) / 6,6 (Folk and Ward 1957)

Kurtosis (ϕ95% - ϕ5%) / (2,44 * (ϕ75% - ϕ25%)) (Folk and Ward 1957)

Skewness (ϕ16%+ϕ84% - 2*ϕ50%) / (2*(ϕ84%-ϕ16%)) + (ϕ5%+ϕ95% - 2*ϕ50%) / (2*(ϕ95%-ϕ5%)) (Folk and Ward 1957)

Uniformity Coefficient (d60% / d10%) (dgf-Bulletin 1988)

Mean, sorting, skewness and kurtosis are based on "Amount in sieve". Uniformity coefficient is based on "Amount passing".

Øster Voldgade 10 1350 København K
Tel.: +45 38 14 20 00 Telefax: +45 38 14 20 50
Email: GEUS@geus.dk
www.geus.dk

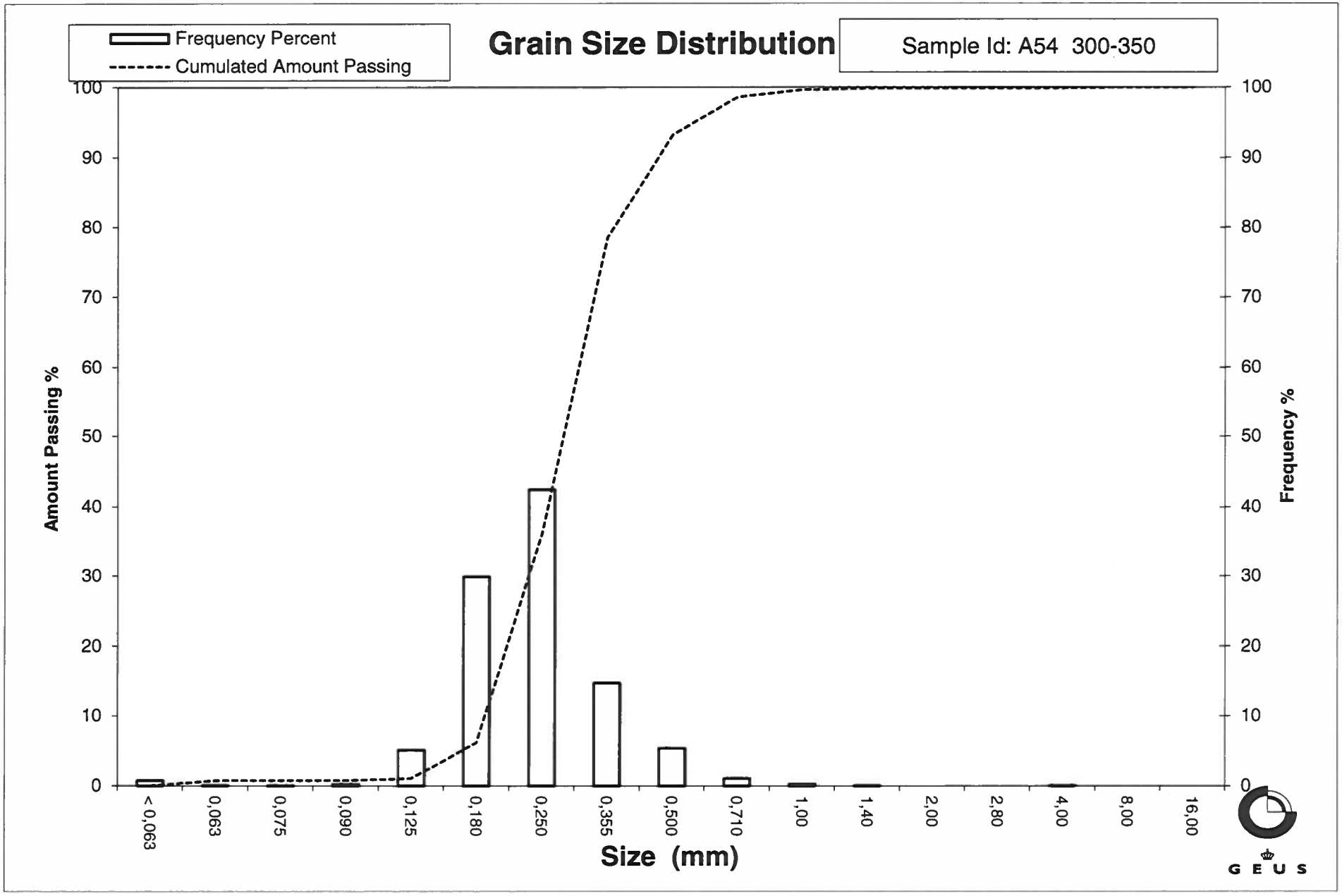
Frequency Percent
Cumulated Amount Passing
Grain Size Distribution
Sample Id: A54 300-350
Amount Passing %
Frequency %
100
90
80
70
60
50
40
30
20
10
0
< 0,063
0,063
0,075
0,090
0,125
0,180
0,250
0,355
0,500
0,710
1,00
1,40
2,00
2,80
4,00
8,00
16,00
Size (mm)
GEUS

Grain Size Distribution
Geotechnical

Sample Id: A56 0-50
Lab. Id: 220614
Projekt Energistyrelsen
Subject: A56
Date: 02-09-2022
Executed: PS/CRL
Remarks:

GEUS

Total Weight 105,05 g

Size Fractions

Sieve Analysis

	Size mm	Size Φ	Weight g	Weight %	Cumulated amount passing %
Gravel	16,00	-4,00	0,00	0,00	100,00
	8,00	-3,00	0,00	0,00	100,00
	4,00	-2,00	0,00	0,00	100,00
	2,80	-1,49	0,38	0,36	99,64
	2,00	-1,00	0,69	0,66	98,98
Sand	1,40	-0,49	1,24	1,18	97,80
	1,00	0,00	2,98	2,84	94,96
	0,710	0,49	6,00	5,71	89,25
	0,500	1,00	9,44	8,99	80,27
	0,355	1,49	17,37	16,53	63,73
	0,250	2,00	32,25	30,70	33,03
	0,180	2,47	29,36	27,95	5,08
	0,125	3,00	3,88	3,69	1,39
	0,090	3,47	0,37	0,35	1,04
	0,075	3,74	0,00	0,00	1,04
	0,063	3,99	0,01	0,01	1,03
	< 0,063	> 3,99	1,08	1,03	0,00

Size Classes (DGF-Bulletin 1 1988)

		Weight %
Silt and clay	(< 0,063 mm):	1,03
Sand, fine	(0,063 mm - 0,200 mm):	12,04
Sand, medium	(0,2 mm - 0,6 mm):	71,48
Sand, coarse	(0,6 mm - 2 mm):	14,44
Gravel	(> 2 mm):	1,02
Sum:		100,00

Moments Measures (Folk and Wards)

Percentile Amount in sieve	Percentile Amount passing	d(mm)	Φ
5%	95%	1,01	-0,01
16%	84%	0,59	0,77
25%	75%	0,45	1,14
40%	60%	0,34	1,55
Median 50%	50%	0,31	1,70
75%	25%	0,23	2,12
84%	16%	0,21	2,27
90%	10%	0,19	2,38
95%	5%	0,18	2,48

Moments Statistics

Mean	1,58
Sorting	0,75
Skewness	-0,30
Kurtosis	1,04
Uniformity Coefficient	1,78

The analysis is executed according to DS 405.9 extended by sieves to the ½ phi scale

Size Classes and Percentiles are found by linear interpolation

Formulas

Mean (ϕ16%+ϕ84%+ϕ50%) / 3 (Folk and Ward 1957)

Sorting (ϕ84%-ϕ16%) / 4 + (ϕ95%-ϕ5%) / 6,6 (Folk and Ward 1957)

Kurtosis (ϕ95% - ϕ5%) / (2,44 * (ϕ75% - ϕ25%)) (Folk and Ward 1957)

Skewness (ϕ16%+ϕ84% - 2*ϕ50%) / (2*(ϕ84%-ϕ16%)) + (ϕ5%+ϕ95% - 2*ϕ50%) / (2*(ϕ95%-ϕ5%)) (Folk and Ward 1957)

Uniformity Coefficient (d60% / d10%) (dgf-Bulletin 1988)

Mean, sorting, skewness and kurtosis are based on "Amount in sieve". Uniformity coefficient is based on "Amount passing".

Øster Voldgade 10 1350 København K
Tel.: +45 38 14 20 00 Telefax: +45 38 14 20 50
Email: GEUS@geus.dk
www.geus.dk

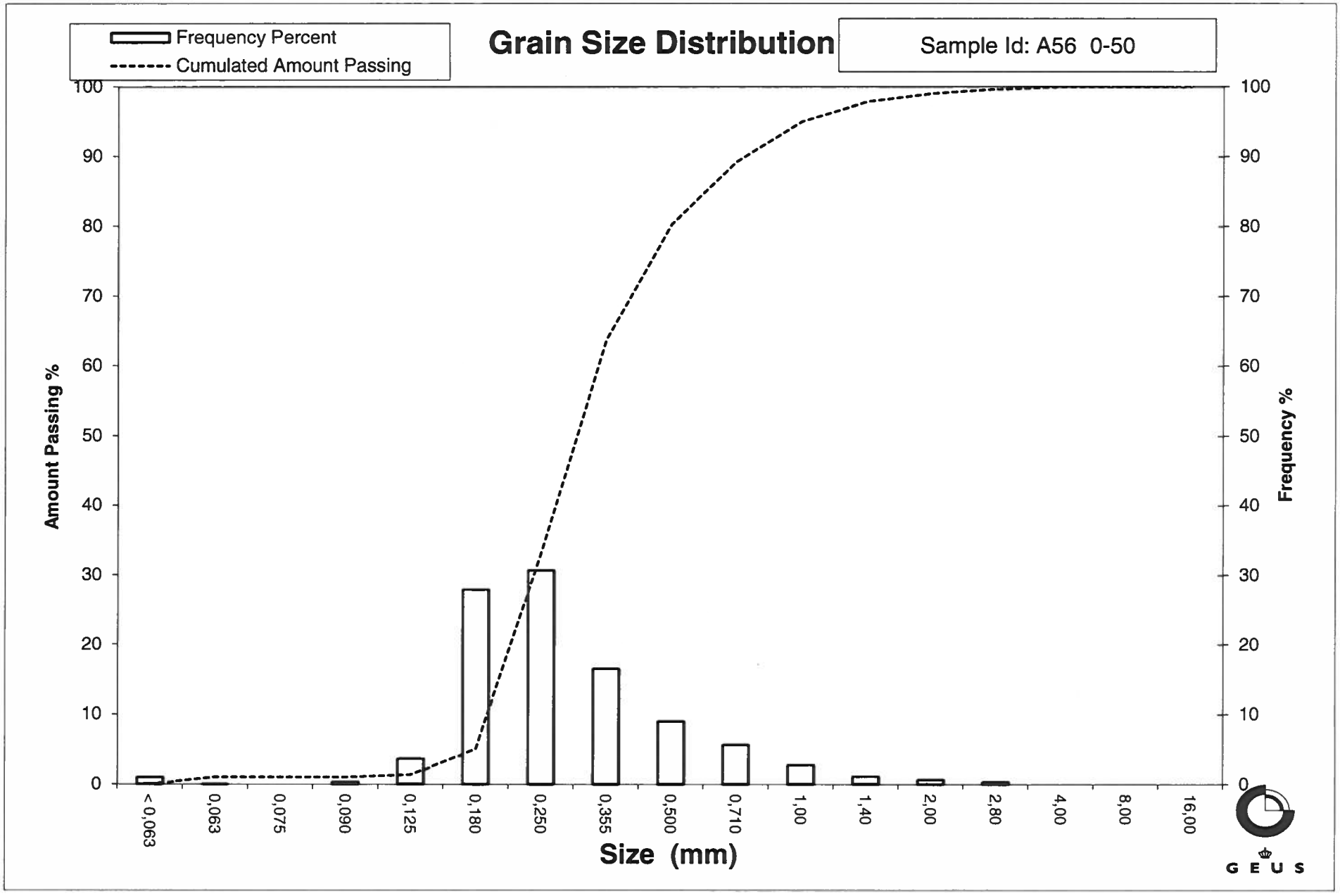
Frequency Percent
Cumulated Amount Passing
Grain Size Distribution
Sample Id: A56 0-50
Amount Passing %
Frequency %
100
90
80
70
60
50
40
30
20
10
0
< 0,063
0,063
0,075
0,090
0,125
0,180
0,250
0,355
0,500
0,710
1,00
1,40
2,00
2,80
4,00
8,00
16,00
Size (mm)
GEUS

Grain Size Distribution
Geotechnical

Sample Id: A56 100-150
Lab. Id: 220615
Projekt Energistyrelsen
Subject: A56
Date: 02-09-2022
Executed: PS/CRL
Remarks:

GEUS

Total Weight 153,69 g

Size Fractions

Sieve Analysis

	Size mm	Size Φ	Weight g	Weight %	Cumulated amount passing %
Gravel	16,00	-4,00	0,00	0,00	100,00
	8,00	-3,00	0,00	0,00	100,00
	4,00	-2,00	0,54	0,35	99,65
	2,80	-1,49	1,26	0,82	98,83
	2,00	-1,00	3,49	2,27	96,56
Sand	1,40	-0,49	8,86	5,76	90,79
	1,00	0,00	20,45	13,31	77,49
	0,710	0,49	21,43	13,94	63,54
	0,500	1,00	26,53	17,26	46,28
	0,355	1,49	22,63	14,72	31,56
	0,250	2,00	27,75	18,06	13,50
	0,180	2,47	16,87	10,98	2,52
	0,125	3,00	2,66	1,73	0,79
	0,090	3,47	0,16	0,10	0,69
	0,075	3,74	0,01	0,01	0,68
	0,063	3,99	0,00	0,00	0,68
	< 0,063	> 3,99	1,05	0,68	0,00

Size Classes (DGF-Bulletin 1 1988)

		Weight %
Silt and clay	(< 0,063 mm):	0,68
Sand, fine	(0,063 mm - 0,200 mm):	4,98
Sand, medium	(0,2 mm - 0,6 mm):	48,84
Sand, coarse	(0,6 mm - 2 mm):	42,06
Gravel	(> 2 mm):	3,44
Sum:		100,00

Moments Measures (Folk and Wards)

Percentile Amount in sieve	Percentile Amount passing	d(mm)	Φ
5%	95%	1,84	-0,88
16%	84%	1,20	-0,26
25%	75%	0,95	0,08
40%	60%	0,67	0,58
Median 50%	50%	0,55	0,88
75%	25%	0,32	1,66
84%	16%	0,26	1,92
90%	10%	0,23	2,13
95%	5%	0,20	2,35

Moments Statistics

Mean	0,85
Sorting	1,03
Skewness	-0,06
Kurtosis	0,84
Uniformity Coefficient	2,93

The analysis is executed according to DS 405.9 extended by sieves to the ½ phi scale

Size Classes and Percentiles are found by linear interpolation

Formulas

Mean (ϕ16%+ϕ84%+ϕ50%) / 3 (Folk and Ward 1957)

Sorting (ϕ84%-ϕ16%) / 4 + (ϕ95%-ϕ5%) / 6,6 (Folk and Ward 1957)

Kurtosis (ϕ95% - ϕ5%) / (2,44 * (ϕ75% - ϕ25%)) (Folk and Ward 1957)

Skewness (ϕ16%+ϕ84% - 2*ϕ50%) / (2*(ϕ84%-ϕ16%)) + (ϕ5%+ϕ95% - 2*ϕ50%) / (2*(ϕ95%-ϕ5%)) (Folk and Ward 1957)

Uniformity Coefficient (d60% / d10%) (dgf-Bulletin 1988)

Mean, sorting, skewness and kurtosis are based on "Amount in sieve". Uniformity coefficient is based on "Amount passing".

Øster Voldgade 10 1350 København K
Tel.: +45 38 14 20 00 Telefax: +45 38 14 20 50
Email: GEUS@geus.dk
www.geus.dk

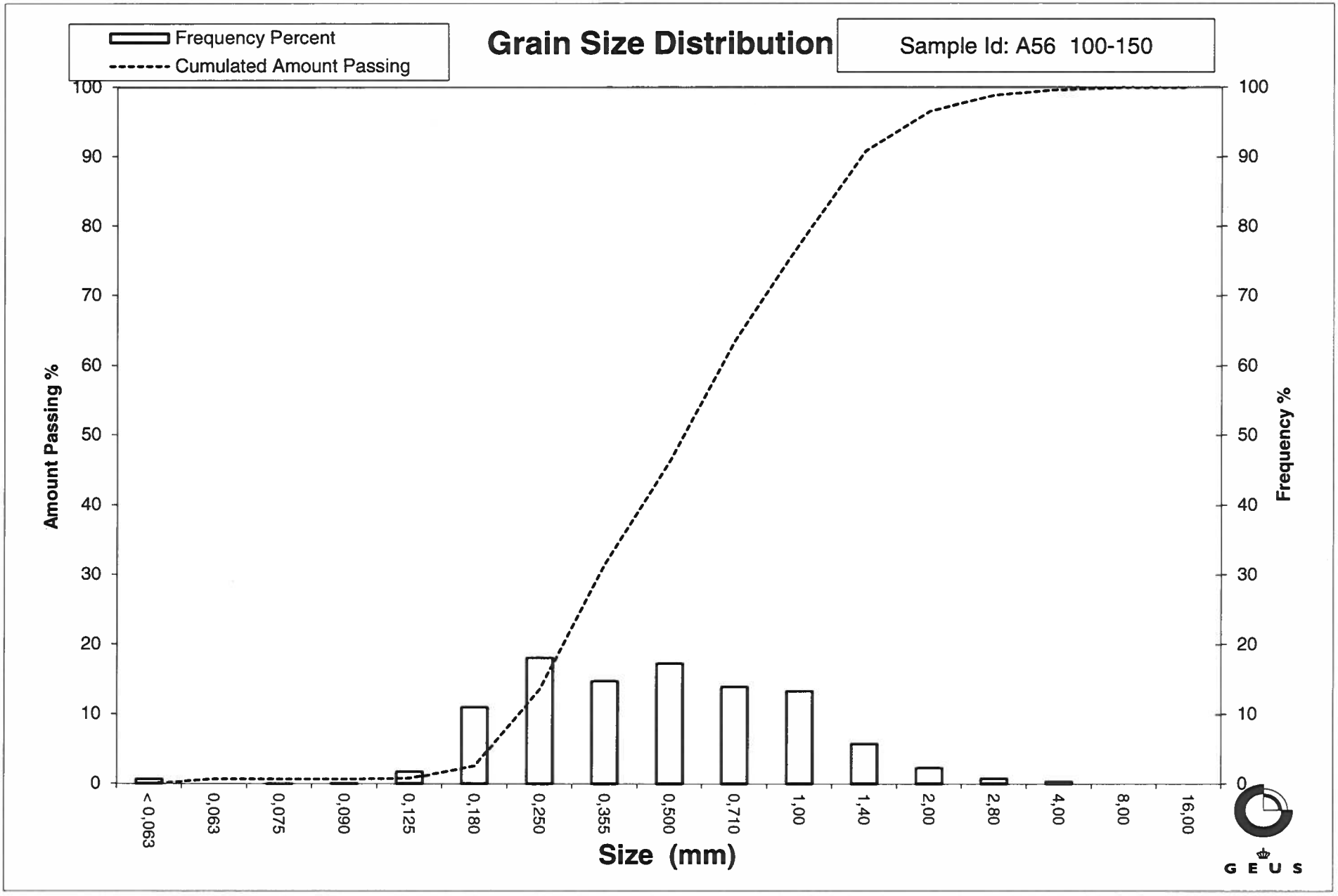
Frequency Percent
Cumulated Amount Passing
Grain Size Distribution
Sample Id: A56 100-150
Amount Passing %
Frequency %
100
90
80
70
60
50
40
30
20
10
0
< 0,063
0,063
0,075
0,090
0,125
0,180
0,250
0,355
0,500
0,710
1,00
1,40
2,00
2,80
4,00
8,00
16,00
Size (mm)
GEUS

Grain Size Distribution
Geotechnical

Sample Id: A56 200-250
Lab. Id: 220616
Projekt Energistyrelsen
Subject: A56
Date: 02-09-2022
Executed: PS/CRL
Remarks:

GEUS

Total Weight 97,82 g

Size Fractions

Sieve Analysis

	Size mm	Size Φ	Weight g	Weight %	Cumulated amount passing %
Gravel	16,00	-4,00	0,00	0,00	100,00
	8,00	-3,00	0,00	0,00	100,00
	4,00	-2,00	0,00	0,00	100,00
	2,80	-1,49	0,00	0,00	100,00
	2,00	-1,00	0,00	0,00	100,00
Sand	1,40	-0,49	0,13	0,13	99,87
	1,00	0,00	0,65	0,66	99,20
	0,710	0,49	2,26	2,31	96,89
	0,500	1,00	4,53	4,63	92,26
	0,355	1,49	9,26	9,47	82,79
	0,250	2,00	31,32	32,02	50,78
	0,180	2,47	42,79	43,74	7,03
	0,125	3,00	5,27	5,39	1,65
	0,090	3,47	0,46	0,47	1,18
	0,075	3,74	0,05	0,05	1,12
	0,063	3,99	0,09	0,09	1,03
	< 0,063	> 3,99	1,01	1,03	0,00

Size Classes (DGF-Bulletin 1 1988)

		Weight %
Silt and clay	(< 0,063 mm):	1,03
Sand, fine	(0,063 mm - 0,200 mm):	18,50
Sand, medium	(0,2 mm - 0,6 mm):	74,94
Sand, coarse	(0,6 mm - 2 mm):	5,53
Gravel	(> 2 mm):	0,00
Sum:		100,00

Moments Measures (Folk and Wards)

Percentile Amount in sieve	Percentile Amount passing	d(mm)	Φ
5%	95%	0,62	0,68
16%	84%	0,37	1,42
25%	75%	0,33	1,60
40%	60%	0,28	1,84
Median 50%	50%	0,25	2,01
75%	25%	0,21	2,26
84%	16%	0,19	2,36
90%	10%	0,18	2,44
95%	5%	0,16	2,65

Moments Statistics

Mean	1,93
Sorting	0,53
Skewness	-0,30
Kurtosis	1,23
Uniformity Coefficient	1,52

The analysis is executed according to DS 405.9 extended by sieves to the ½ phi scale

Size Classes and Percentiles are found by linear interpolation

Formulas

Mean (ϕ16%+ϕ84%+ϕ50%) / 3 (Folk and Ward 1957)

Sorting (ϕ84%-ϕ16%) / 4 + (ϕ95%-ϕ5%) / 6,6 (Folk and Ward 1957)

Kurtosis (ϕ95% - ϕ5%) / (2,44 * (ϕ75% - ϕ25%)) (Folk and Ward 1957)

Skewness (ϕ16%+ϕ84% - 2*ϕ50%) / (2*(ϕ84%-ϕ16%)) + (ϕ5%+ϕ95% - 2*ϕ50%) / (2*(ϕ95%-ϕ5%)) (Folk and Ward 1957)

Uniformity Coefficient (d60% / d10%) (dgf-Bulletin 1988)

Mean, sorting, skewness and kurtosis are based on "Amount in sieve". Uniformity coefficient is based on "Amount passing".

Øster Voldgade 10 1350 København K
Tel.: +45 38 14 20 00 Telefax: +45 38 14 20 50
Email: GEUS@geus.dk
www.geus.dk

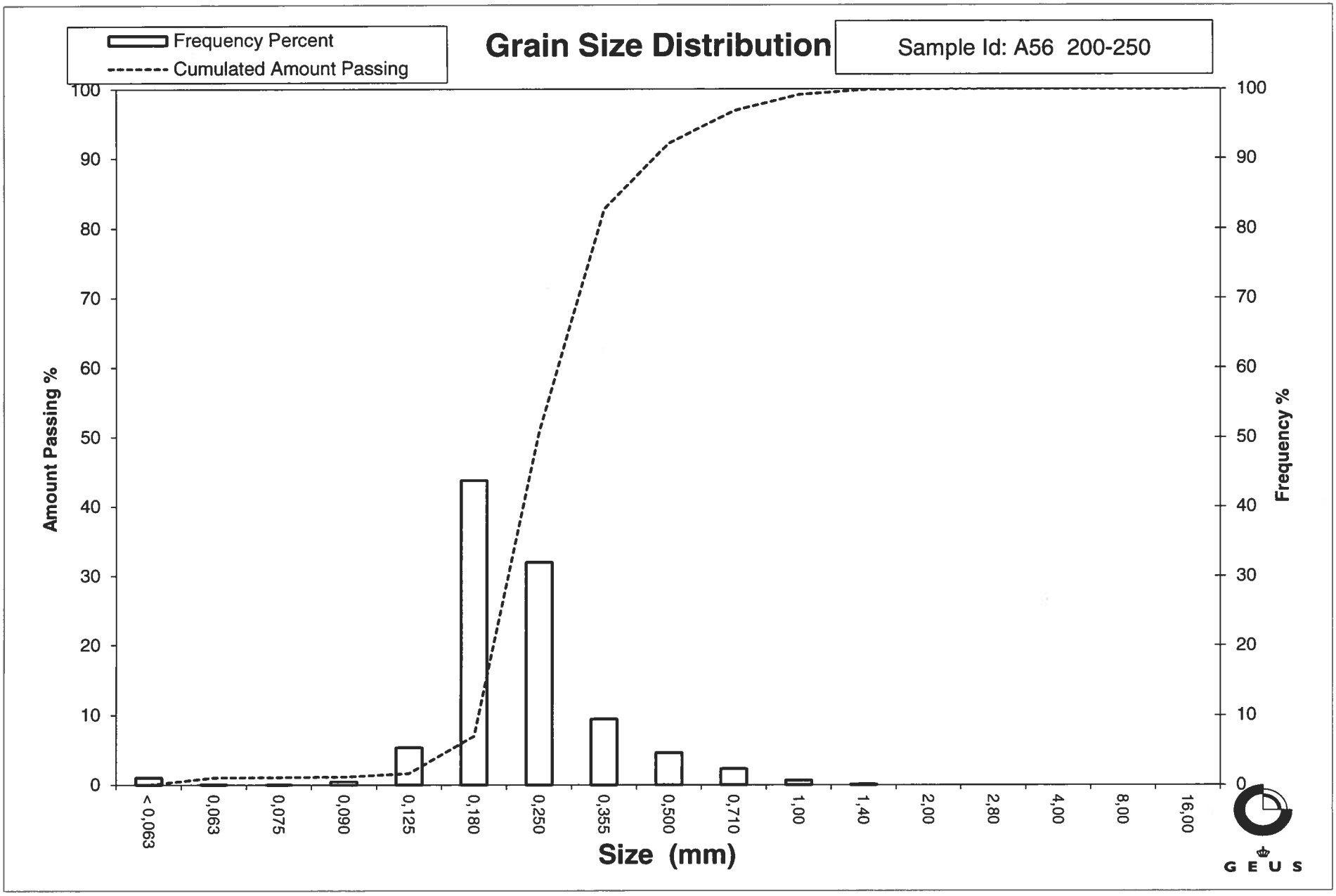
Frequency Percent
Cumulated Amount Passing
Grain Size Distribution
Sample Id: A56 200-250
Amount Passing %
Frequency %
100
90
80
70
60
50
40
30
20
10
0
< 0,063
0,063
0,075
0,090
0,125
0,180
0,250
0,355
0,500
0,710
1,00
1,40
2,00
2,80
4,00
8,00
16,00
Size (mm)
GEUS

Grain Size Distribution
Geotechnical

Sample Id: A56 300-350
Lab. Id: 220617
Projekt Energistyrelsen
Subject: A56
Date: 02-09-2022
Executed: PS/CRL
Remarks:

GEUS

Total Weight 92,7 g

Size Fractions

Sieve Analysis

	Size mm	Size Φ	Weight g	Weight %	Cumulated amount passing %
Gravel	16,00	-4,00	0,00	0,00	100,00
	8,00	-3,00	0,00	0,00	100,00
	4,00	-2,00	0,00	0,00	100,00
	2,80	-1,49	0,00	0,00	100,00
	2,00	-1,00	0,00	0,00	100,00
Sand	1,40	-0,49	0,00	0,00	100,00
	1,00	0,00	0,11	0,12	99,88
	0,710	0,49	0,15	0,16	99,72
	0,500	1,00	0,50	0,54	99,18
	0,355	1,49	1,52	1,64	97,54
	0,250	2,00	10,87	11,73	85,81
	0,180	2,47	47,88	51,65	34,16
	0,125	3,00	27,10	29,23	4,93
	0,090	3,47	2,18	2,35	2,58
	0,075	3,74	0,21	0,23	2,35
	0,063	3,99	0,22	0,24	2,11
	< 0,063	> 3,99	1,96	2,11	0,00

Size Classes (DGF-Bulletin 1 1988)

		Weight %
Silt and clay	(< 0,063 mm):	2,11
Sand, fine	(0,063 mm - 0,200 mm):	46,81
Sand, medium	(0,2 mm - 0,6 mm):	50,52
Sand, coarse	(0,6 mm - 2 mm):	0,56
Gravel	(> 2 mm):	0,00
Sum:		100,00

Moments Measures (Folk and Wards)

Percentile Amount in sieve	Percentile Amount passing	d(mm)	Φ
5%	95%	0,33	1,59
16%	84%	0,25	2,01
25%	75%	0,24	2,09
40%	60%	0,22	2,22
Median 50%	50%	0,20	2,31
75%	25%	0,16	2,62
84%	16%	0,15	2,78
90%	10%	0,13	2,89
95%	5%	0,13	3,00

Moments Statistics

Mean	2,37
Sorting	0,40
Skewness	0,10
Kurtosis	1,09
Uniformity Coefficient	1,60

The analysis is executed according to DS 405.9 extended by sieves to the ½ phi scale

Size Classes and Percentiles are found by linear interpolation

Formulas

Mean (ϕ16%+ϕ84%+ϕ50%) / 3 (Folk and Ward 1957)

Sorting (ϕ84%-ϕ16%) / 4 + (ϕ95%-ϕ5%) / 6,6 (Folk and Ward 1957)

Kurtosis (ϕ95% - ϕ5%) / (2,44 * (ϕ75% - ϕ25%)) (Folk and Ward 1957)

Skewness (ϕ16%+ϕ84% - 2*ϕ50%) / (2*(ϕ84%-ϕ16%)) + (ϕ5%+ϕ95% - 2*ϕ50%) / (2*(ϕ95%-ϕ5%)) (Folk and Ward 1957)

Uniformity Coefficient (d60% / d10%) (dgf-Bulletin 1988)

Mean, sorting, skewness and kurtosis are based on "Amount in sieve". Uniformity coefficient is based on "Amount passing".

Øster Voldgade 10 1350 København K
Tel.: +45 38 14 20 00 Telefax: +45 38 14 20 50
Email: GEUS@geus.dk
www.geus.dk

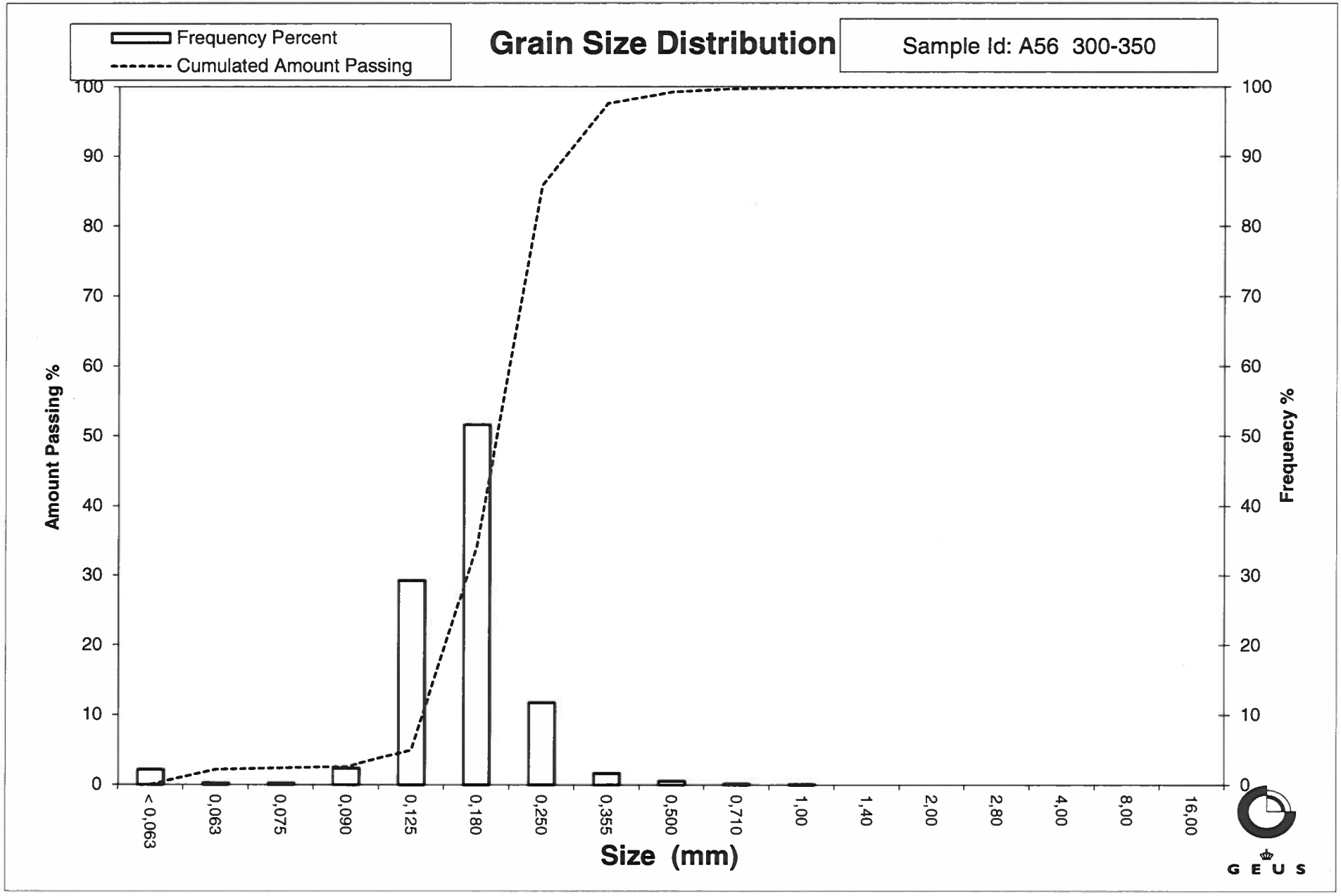
Frequency Percent
Cumulated Amount Passing
Grain Size Distribution
Sample Id: A56 300-350
Amount Passing %
Frequency %
100
90
80
70
60
50
40
30
20
10
0
< 0,063
0,063
0,075
0,090
0,125
0,180
0,250
0,355
0,500
0,710
1,00
1,40
2,00
2,80
4,00
8,00
16,00
Size (mm)
GEUS

Grain Size Distribution
Geotechnical

Sample Id: A59 0-50
Lab. Id: 220618
Projekt Energistyrelsen
Subject: A59
Date: 02-09-2022
Executed: PS/CRL
Remarks: >8mm består af skaller

GEUS

Total Weight 106,24 g

Size Fractions

Sieve Analysis

	Size mm	Size Φ	Weight g	Weight %	Cumulated amount passing %
Gravel	16,00	-4,00	0,00	0,00	100,00
	8,00	-3,00	0,92	0,87	99,13
	4,00	-2,00	0,11	0,10	99,03
	2,80	-1,49	0,15	0,14	98,89
	2,00	-1,00	0,68	0,64	98,25
Sand	1,40	-0,49	2,87	2,70	95,55
	1,00	0,00	6,16	5,80	89,75
	0,710	0,49	9,99	9,40	80,35
	0,500	1,00	18,56	17,47	62,88
	0,355	1,49	27,57	25,95	36,93
	0,250	2,00	22,83	21,49	15,44
	0,180	2,47	12,67	11,93	3,51
	0,125	3,00	2,57	2,42	1,09
	0,090	3,47	0,25	0,24	0,86
	0,075	3,74	0,00	0,00	0,86
	0,063	3,99	0,02	0,02	0,84
	< 0,063	> 3,99	0,89	0,84	0,00

Size Classes (DGF-Bulletin 1 1988)

		Weight %
Silt and clay	(< 0,063 mm):	0,84
Sand, fine	(0,063 mm - 0,200 mm):	6,08
Sand, medium	(0,2 mm - 0,6 mm):	64,28
Sand, coarse	(0,6 mm - 2 mm):	27,05
Gravel	(> 2 mm):	1,75
Sum:		100,00

Moments Measures (Folk and Wards)

Percentile Amount in sieve	Percentile Amount passing	d(mm)	Φ
5%	95%	1,36	-0,45
16%	84%	0,82	0,28
25%	75%	0,65	0,63
40%	60%	0,48	1,05
Median 50%	50%	0,43	1,22
75%	25%	0,30	1,75
84%	16%	0,25	1,98
90%	10%	0,22	2,20
95%	5%	0,19	2,41

Moments Statistics

Mean	1,16
Sorting	0,86
Skewness	-0,14
Kurtosis	1,04
Uniformity Coefficient	2,22

The analysis is executed according to DS 405.9 extended by sieves to the ½ phi scale

Size Classes and Percentiles are found by linear interpolation

Formulas

Mean (ϕ16%+ϕ84%+ϕ50%) / 3 (Folk and Ward 1957)

Sorting (ϕ84%-ϕ16%) / 4 + (ϕ95%-ϕ5%) / 6,6 (Folk and Ward 1957)

Kurtosis (ϕ95% - ϕ5%) / (2,44 * (ϕ75% - ϕ25%)) (Folk and Ward 1957)

Skewness (ϕ16%+ϕ84% - 2*ϕ50%) / (2*(ϕ84%-ϕ16%)) + (ϕ5%+ϕ95% - 2*ϕ50%) / (2*(ϕ95%-ϕ5%)) (Folk and Ward 1957)

Uniformity Coefficient (d60% / d10%) (dgf-Bulletin 1988)

Mean, sorting, skewness and kurtosis are based on "Amount in sieve". Uniformity coefficient is based on "Amount passing".

Øster Voldgade 10 1350 København K
Tel.: +45 38 14 20 00 Telefax: +45 38 14 20 50
Email: GEUS@geus.dk
www.geus.dk

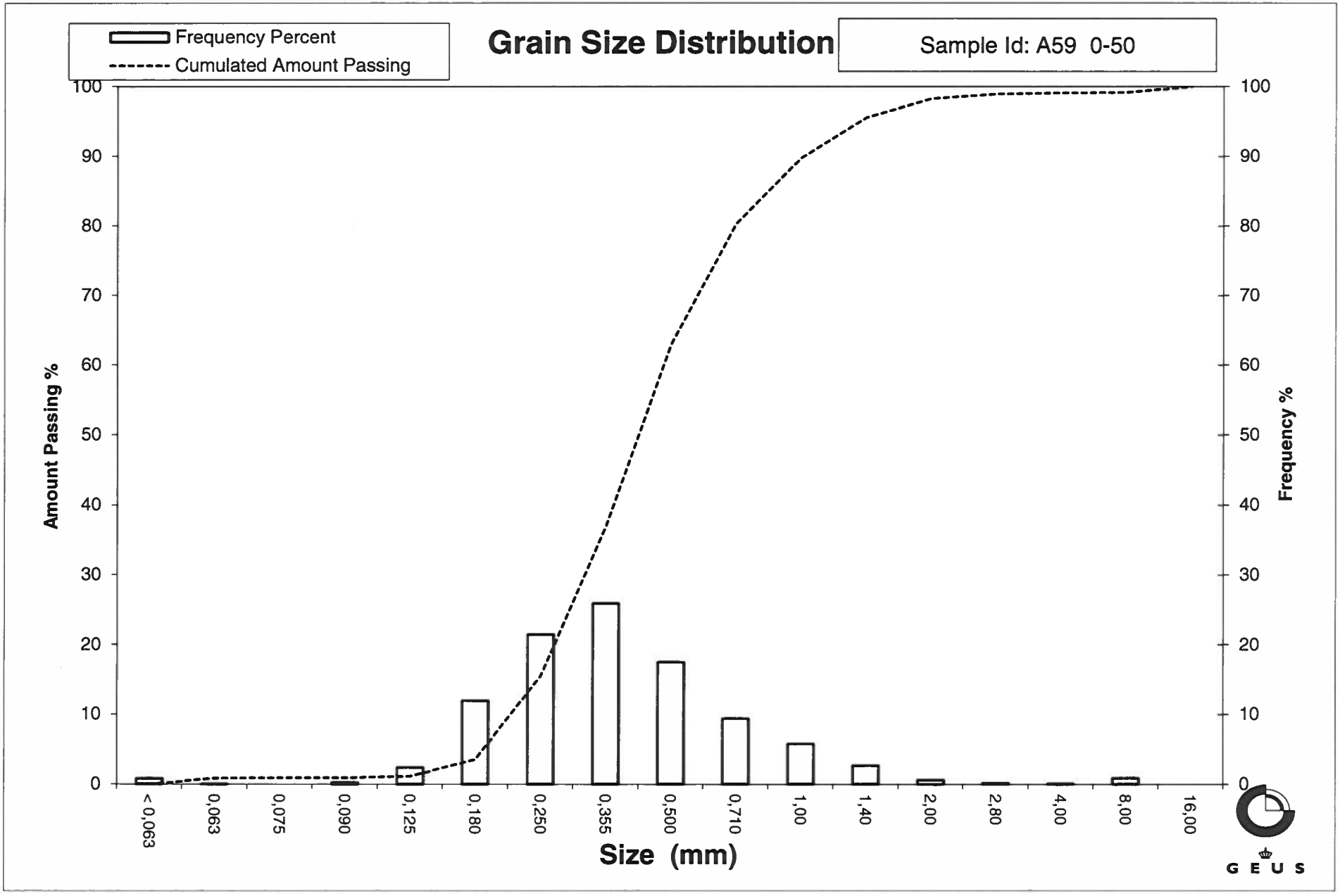
Frequency Percent
Cumulated Amount Passing
Grain Size Distribution
Sample Id: A59 0-50
Amount Passing %
Frequency %
100
90
80
70
60
50
40
30
20
10
0
< 0,063
0,063
0,075
0,090
0,125
0,180
0,250
0,355
0,500
0,710
1,00
1,40
2,00
2,80
4,00
8,00
16,00
Size (mm)
GEUS

Grain Size Distribution
Geotechnical

Sample Id: A59 100-150
Lab. Id: 220619
Projekt Energistyrelsen
Subject: A59
Date: 02-09-2022
Executed: PS/CRL
Remarks:

GEUS

Total Weight 103,62 g

Size Fractions

Sieve Analysis

	Size mm	Size Φ	Weight g	Weight %	Cumulated amount passing %
Gravel	16,00	-4,00	0,00	0,00	100,00
	8,00	-3,00	0,00	0,00	100,00
	4,00	-2,00	0,00	0,00	100,00
	2,80	-1,49	0,00	0,00	100,00
	2,00	-1,00	0,15	0,14	99,86
Sand	1,40	-0,49	0,52	0,50	99,35
	1,00	0,00	3,89	3,75	95,60
	0,710	0,49	7,01	6,77	88,83
	0,500	1,00	16,61	16,03	72,80
	0,355	1,49	20,62	19,90	52,90
	0,250	2,00	24,90	24,03	28,87
	0,180	2,47	19,58	18,90	9,98
	0,125	3,00	8,59	8,29	1,69
	0,090	3,47	0,66	0,64	1,05
	0,075	3,74	0,04	0,04	1,01
	0,063	3,99	0,05	0,05	0,97
	< 0,063	> 3,99	1,00	0,97	0,00

Size Classes (DGF-Bulletin 1 1988)

		Weight %
Silt and clay	(< 0,063 mm):	0,97
Sand, fine	(0,063 mm - 0,200 mm):	14,41
Sand, medium	(0,2 mm - 0,6 mm):	65,06
Sand, coarse	(0,6 mm - 2 mm):	19,42
Gravel	(> 2 mm):	0,14
Sum:		100,00

Moments Measures (Folk and Wards)

Percentile Amount in sieve	Percentile Amount passing	d(mm)	Φ
5%	95%	0,97	0,04
16%	84%	0,65	0,63
25%	75%	0,53	0,92
40%	60%	0,41	1,30
Median 50%	50%	0,34	1,55
75%	25%	0,24	2,09
84%	16%	0,20	2,31
90%	10%	0,18	2,47
95%	5%	0,15	2,77

Moments Statistics

Mean	1,49
Sorting	0,83
Skewness	-0,10
Kurtosis	0,96
Uniformity Coefficient	2,26

The analysis is executed according to DS 405.9 extended by sieves to the ½ phi scale

Size Classes and Percentiles are found by linear interpolation

Formulas

Mean (ϕ16%+ϕ84%+ϕ50%) / 3 (Folk and Ward 1957)

Sorting (ϕ84%-ϕ16%) / 4 + (ϕ95%-ϕ5%) / 6,6 (Folk and Ward 1957)

Kurtosis (ϕ95% - ϕ5%) / (2,44 * (ϕ75% - ϕ25%)) (Folk and Ward 1957)

Skewness (ϕ16%+ϕ84% - 2*ϕ50%) / (2*(ϕ84%-ϕ16%)) + (ϕ5%+ϕ95% - 2*ϕ50%) / (2*(ϕ95%-ϕ5%)) (Folk and Ward 1957)

Uniformity Coefficient (d60% / d10%) (dgf-Bulletin 1988)

Mean, sorting, skewness and kurtosis are based on "Amount in sieve". Uniformity coefficient is based on "Amount passing".

Øster Voldgade 10 1350 København K
Tel.: +45 38 14 20 00 Telefax: +45 38 14 20 50
Email: GEUS@geus.dk
www.geus.dk

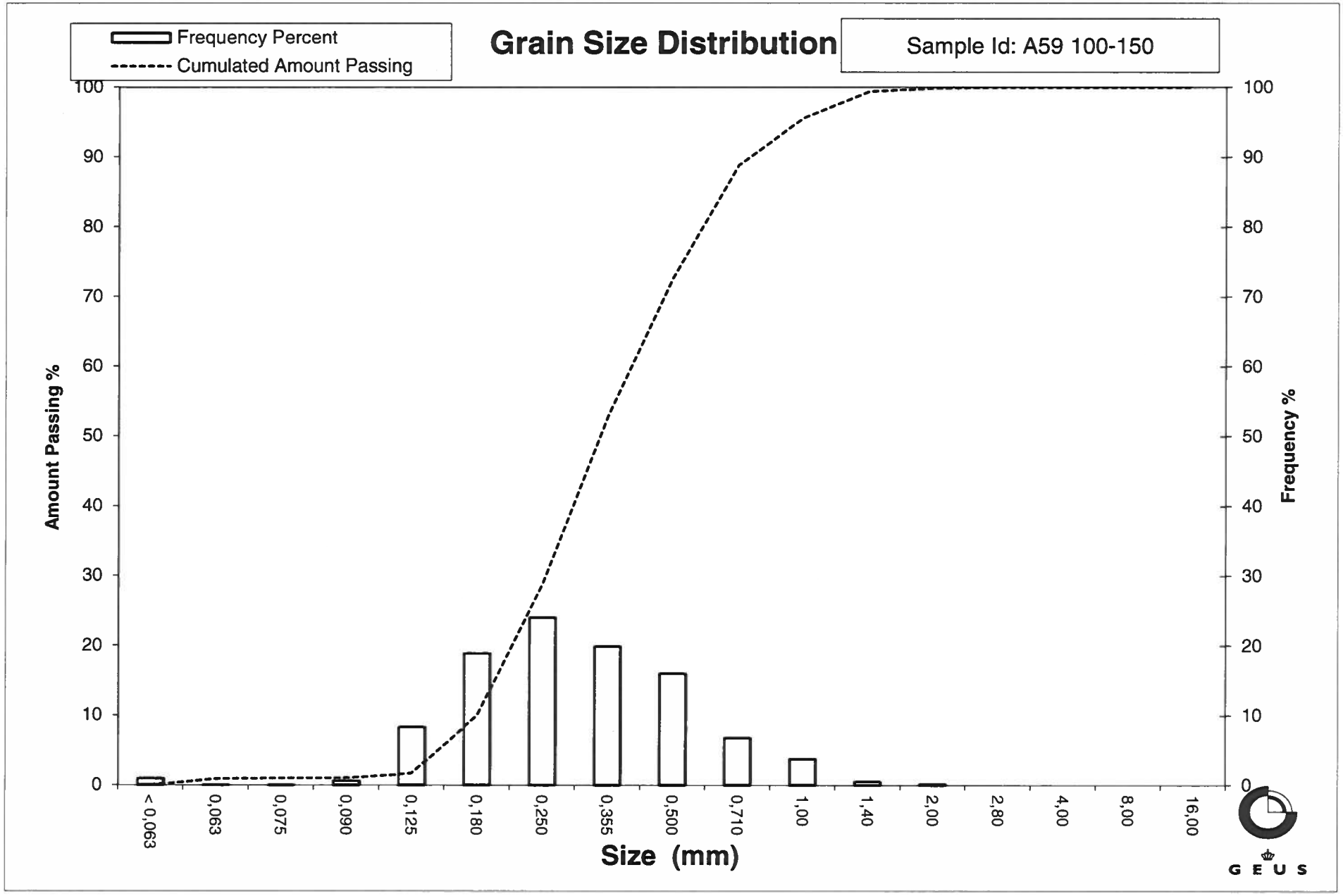
Frequency Percent
Cumulated Amount Passing
Grain Size Distribution
Sample Id: A59 100-150
Amount Passing %
Frequency %
100
90
80
70
60
50
40
30
20
10
0
< 0,063
0,063
0,075
0,090
0,125
0,180
0,250
0,355
0,500
0,710
1,00
1,40
2,00
2,80
4,00
8,00
16,00
Size (mm)
GEUS

Grain Size Distribution
Geotechnical

Sample Id: A59 210-260
Lab. Id: 220620
Projekt Energistyrelsen
Subject: A59
Date: 02-09-2022
Executed: PS/CRL
Remarks:

GEUS

Total Weight 100,66 g

Size Fractions

Sieve Analysis

	Size mm	Size Φ	Weight g	Weight %	Cumulated amount passing %
Gravel	16,00	-4,00	0,00	0,00	100,00
	8,00	-3,00	0,00	0,00	100,00
	4,00	-2,00	0,00	0,00	100,00
	2,80	-1,49	0,02	0,02	99,98
	2,00	-1,00	0,09	0,09	99,89
Sand	1,40	-0,49	0,18	0,18	99,71
	1,00	0,00	0,83	0,82	98,89
	0,710	0,49	2,00	1,99	96,90
	0,500	1,00	5,93	5,89	91,01
	0,355	1,49	15,78	15,68	75,33
	0,250	2,00	28,12	27,94	47,40
	0,180	2,47	31,76	31,55	15,85
	0,125	3,00	12,30	12,22	3,63
	0,090	3,47	1,72	1,71	1,92
	0,075	3,74	0,16	0,16	1,76
	0,063	3,99	0,27	0,27	1,49
	< 0,063	> 3,99	1,50	1,49	0,00

Size Classes (DGF-Bulletin 1 1988)

		Weight %
Silt and clay	(< 0,063 mm):	1,49
Sand, fine	(0,063 mm - 0,200 mm):	23,37
Sand, medium	(0,2 mm - 0,6 mm):	68,95
Sand, coarse	(0,6 mm - 2 mm):	6,08
Gravel	(> 2 mm):	0,11
Sum:		100,00

Moments Measures (Folk and Wards)

Percentile Amount in sieve	Percentile Amount passing	d(mm)	Φ
5%	95%	0,64	0,64
16%	84%	0,44	1,20
25%	75%	0,35	1,50
40%	60%	0,30	1,75
Median 50%	50%	0,26	1,94
75%	25%	0,20	2,32
84%	16%	0,18	2,47
90%	10%	0,15	2,70
95%	5%	0,13	2,93

Moments Statistics

Mean	1,87
Sorting	0,66
Skewness	-0,16
Kurtosis	1,14
Uniformity Coefficient	1,93

The analysis is executed according to DS 405.9 extended by sieves to the ½ phi scale

Size Classes and Percentiles are found by linear interpolation

Formulas

Mean (ϕ16%+ϕ84%+ϕ50%) / 3 (Folk and Ward 1957)

Sorting (ϕ84%-ϕ16%) / 4 + (ϕ95%-ϕ5%) / 6,6 (Folk and Ward 1957)

Kurtosis (ϕ95% - ϕ5%) / (2,44 * (ϕ75% - ϕ25%)) (Folk and Ward 1957)

Skewness (ϕ16%+ϕ84% - 2*ϕ50%) / (2*(ϕ84%-ϕ16%)) + (ϕ5%+ϕ95% - 2*ϕ50%) / (2*(ϕ95%-ϕ5%)) (Folk and Ward 1957)

Uniformity Coefficient (d60% / d10%) (dgf-Bulletin 1988)

Mean, sorting, skewness and kurtosis are based on "Amount in sieve". Uniformity coefficient is based on "Amount passing".

Øster Voldgade 10 1350 København K
Tel.: +45 38 14 20 00 Telefax: +45 38 14 20 50
Email: GEUS@geus.dk
www.geus.dk

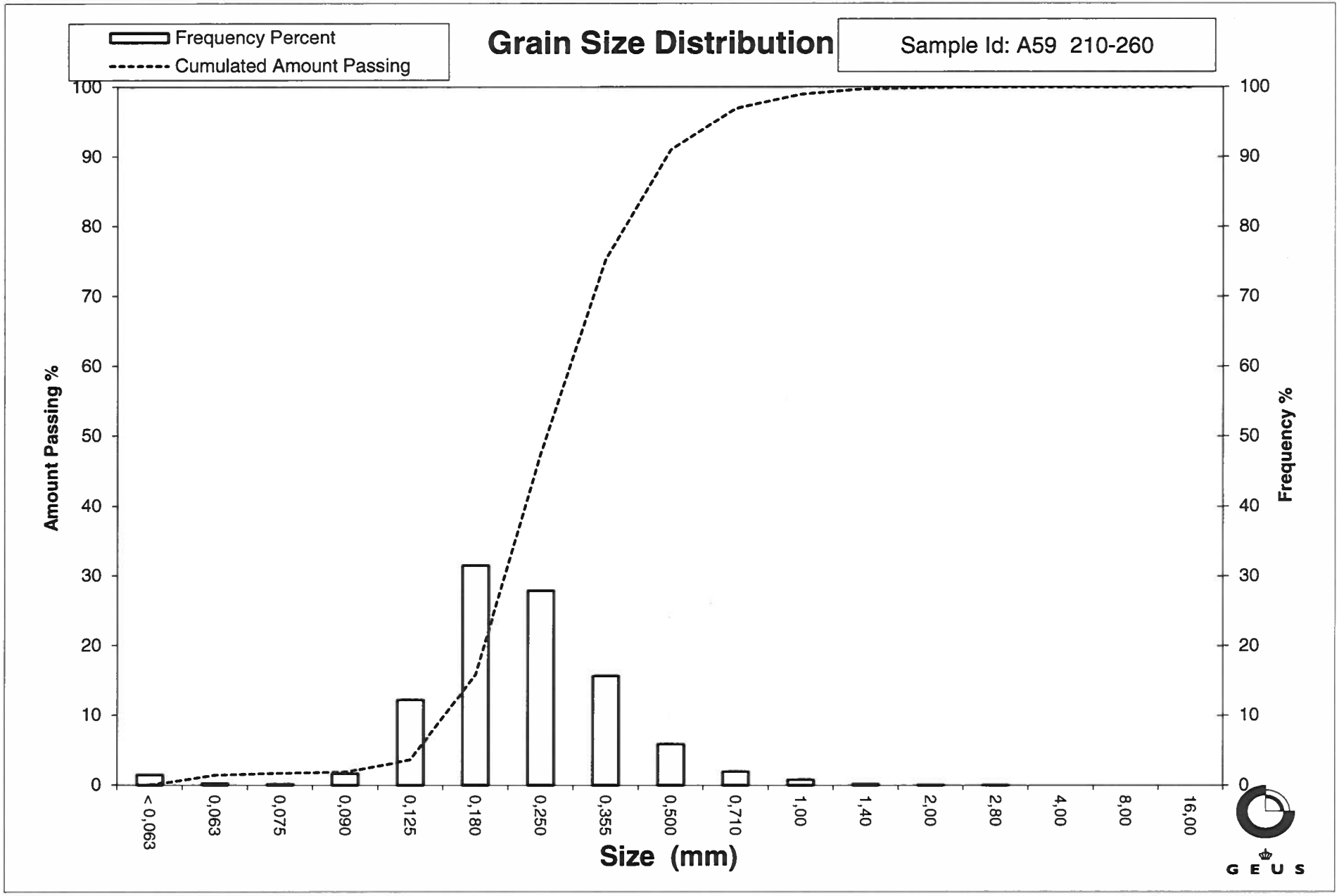
Frequency Percent
Cumulated Amount Passing
Grain Size Distribution
Sample Id: A59 210-260
Amount Passing %
Frequency %
100
90
80
70
60
50
40
30
20
10
0
< 0,063
0,063
0,075
0,090
0,125
0,180
0,250
0,355
0,500
0,710
1,00
1,40
2,00
2,80
4,00
8,00
16,00
Size (mm)
GEUS

Grain Size Distribution
Geotechnical

Sample Id: B1 0-100
Lab. Id: 220486
Projekt Energistyrelsen
Subject: B1
Date: 13-06-2022
Executed: PS/CRL
Remarks:

GEUS

Total Weight 96,37 g

Size Fractions

Sieve Analysis

	Size mm	Size Φ	Weight g	Weight %	Cumulated amount passing %
Gravel	16,00	-4,00	0,00	0,00	100,00
	8,00	-3,00	0,00	0,00	100,00
	4,00	-2,00	0,00	0,00	100,00
	2,80	-1,49	0,00	0,00	100,00
	2,00	-1,00	0,00	0,00	100,00
Sand	1,40	-0,49	0,00	0,00	100,00
	1,00	0,00	0,13	0,13	99,87
	0,710	0,49	0,15	0,16	99,71
	0,500	1,00	0,40	0,42	99,29
	0,355	1,49	1,77	1,84	97,46
	0,250	2,00	14,94	15,50	81,95
	0,180	2,47	58,23	60,42	21,53
	0,125	3,00	18,74	19,45	2,09
	0,090	3,47	0,86	0,89	1,19
	0,075	3,74	0,04	0,04	1,15
	0,063	3,99	0,07	0,07	1,08
	< 0,063	> 3,99	1,04	1,08	0,00

Size Classes (DGF-Bulletin 1 1988)

		Weight %
Silt and clay	(< 0,063 mm):	1,08
Sand, fine	(0,063 mm - 0,200 mm):	37,72
Sand, medium	(0,2 mm - 0,6 mm):	60,70
Sand, coarse	(0,6 mm - 2 mm):	0,51
Gravel	(> 2 mm):	0,00
Sum:		100,00

Moments Measures (Folk and Wards)

Percentile Amount in sieve	Percentile Amount passing	d(mm)	Φ
5%	95%	0,34	1,56
16%	84%	0,26	1,92
25%	75%	0,24	2,05
40%	60%	0,22	2,15
Median 50%	50%	0,21	2,23
75%	25%	0,18	2,44
84%	16%	0,16	2,61
90%	10%	0,15	2,76
95%	5%	0,13	2,91

Moments Statistics

Mean	2,25
Sorting	0,37
Skewness	0,05
Kurtosis	1,40
Uniformity Coefficient	1,52

The analysis is executed according to DS 405.9 extended by sieves to the ½ phi scale

Size Classes and Percentiles are found by linear interpolation

Formulas

Mean (ϕ16%+ϕ84%+ϕ50%) / 3 (Folk and Ward 1957)

Sorting (ϕ84%-ϕ16%) / 4 + (ϕ95%-ϕ5%) / 6,6 (Folk and Ward 1957)

Kurtosis (ϕ95% - ϕ5%) / (2,44 * (ϕ75% - ϕ25%)) (Folk and Ward 1957)

Skewness (ϕ16%+ϕ84% - 2*ϕ50%) / (2*(ϕ84%-ϕ16%)) + (ϕ5%+ϕ95% - 2*ϕ50%) / (2*(ϕ95%-ϕ5%)) (Folk and Ward 1957)

Uniformity Coefficient (d60% / d10%) (dgf-Bulletin 1988)

Mean, sorting, skewness and kurtosis are based on "Amount in sieve". Uniformity coefficient is based on "Amount passing".

Øster Voldgade 10 1350 København K
Tel.: +45 38 14 20 00 Telefax: +45 38 14 20 50
Email: GEUS@geus.dk
www.geus.dk

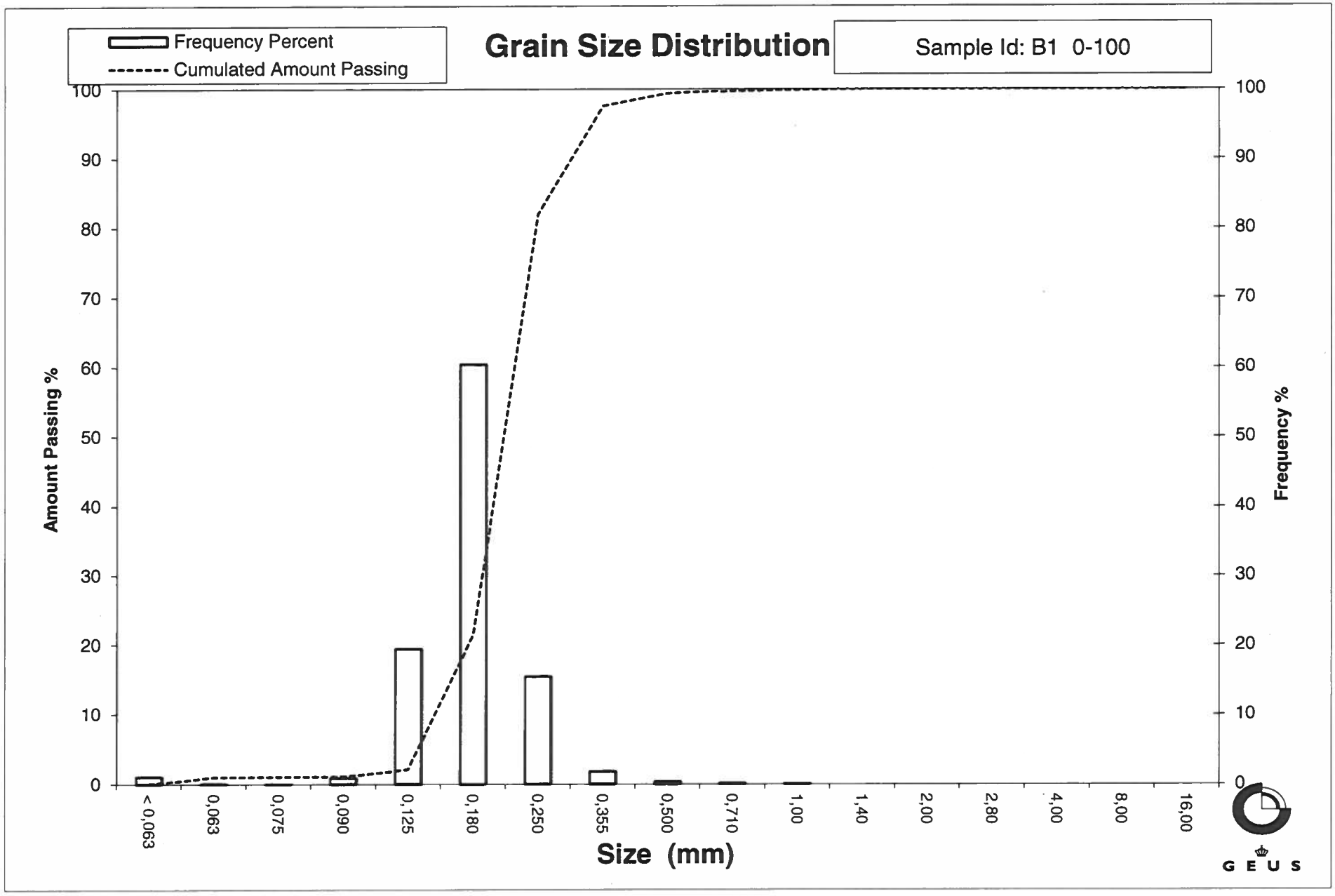
Frequency Percent
Cumulated Amount Passing
Grain Size Distribution
Sample Id: B1 0-100
Amount Passing %
Frequency %
100
90
80
70
60
50
40
30
20
10
0
< 0,063
0,063
0,075
0,090
0,125
0,180
0,250
0,355
0,500
0,710
1,00
1,40
2,00
2,80
4,00
8,00
16,00
Size (mm)
GEUS

Grain Size Distribution
Geotechnical

Sample Id: B2 0-60
Lab. Id: 220454
Projekt Energistyrelsen
Subject: B2
Date: 13-06-2022
Executed: PS/CRL
Remarks:

GEUS

Total Weight 101,74 g

Size Fractions

Sieve Analysis

	Size mm	Size Φ	Weight g	Weight %	Cumulated amount passing %
Gravel	16,00	-4,00	0,00	0,00	100,00
	8,00	-3,00	0,00	0,00	100,00
	4,00	-2,00	0,00	0,00	100,00
	2,80	-1,49	0,00	0,00	100,00
	2,00	-1,00	0,02	0,02	99,98
Sand	1,40	-0,49	0,62	0,61	99,37
	1,00	0,00	5,17	5,08	94,29
	0,710	0,49	9,33	9,17	85,12
	0,500	1,00	12,91	12,69	72,43
	0,355	1,49	25,03	24,60	47,83
	0,250	2,00	30,99	30,46	17,37
	0,180	2,47	14,99	14,73	2,63
	0,125	3,00	1,79	1,76	0,87
	0,090	3,47	0,08	0,08	0,80
	0,075	3,74	0,01	0,01	0,79
	0,063	3,99	0,00	0,00	0,79
	< 0,063	> 3,99	0,80	0,79	0,00

Size Classes (DGF-Bulletin 1 1988)

		Weight %
Silt and clay	(< 0,063 mm):	0,79
Sand, fine	(0,063 mm - 0,200 mm):	6,06
Sand, medium	(0,2 mm - 0,6 mm):	71,63
Sand, coarse	(0,6 mm - 2 mm):	21,51
Gravel	(> 2 mm):	0,02
Sum:		100,00

Moments Measures (Folk and Wards)

Percentile Amount in sieve	Percentile Amount passing	d(mm)	Φ
5%	95%	1,06	-0,08
16%	84%	0,69	0,53
25%	75%	0,54	0,88
40%	60%	0,43	1,23
Median 50%	50%	0,37	1,44
75%	25%	0,28	1,86
84%	16%	0,24	2,04
90%	10%	0,21	2,22
95%	5%	0,19	2,39

Moments Statistics

Mean	1,34
Sorting	0,75
Skewness	-0,22
Kurtosis	1,04
Uniformity Coefficient	1,98

The analysis is executed according to DS 405.9 extended by sieves to the ½ phi scale

Size Classes and Percentiles are found by linear interpolation

Formulas

Mean (ϕ16%+ϕ84%+ϕ50%) / 3 (Folk and Ward 1957)

Sorting (ϕ84%-ϕ16%) / 4 + (ϕ95%-ϕ5%) / 6,6 (Folk and Ward 1957)

Kurtosis (ϕ95% - ϕ5%) / (2,44 * (ϕ75% - ϕ25%)) (Folk and Ward 1957)

Skewness (ϕ16%+ϕ84% - 2*ϕ50%) / (2*(ϕ84%-ϕ16%)) + (ϕ5%+ϕ95% - 2*ϕ50%) / (2*(ϕ95%-ϕ5%)) (Folk and Ward 1957)

Uniformity Coefficient (d60% / d10%) (dgf-Bulletin 1988)

Mean, sorting, skewness and kurtosis are based on "Amount in sieve". Uniformity coefficient is based on "Amount passing".

Øster Voldgade 10 1350 København K
Tel.: +45 38 14 20 00 Telefax: +45 38 14 20 50
Email: GEUS@geus.dk
www.geus.dk

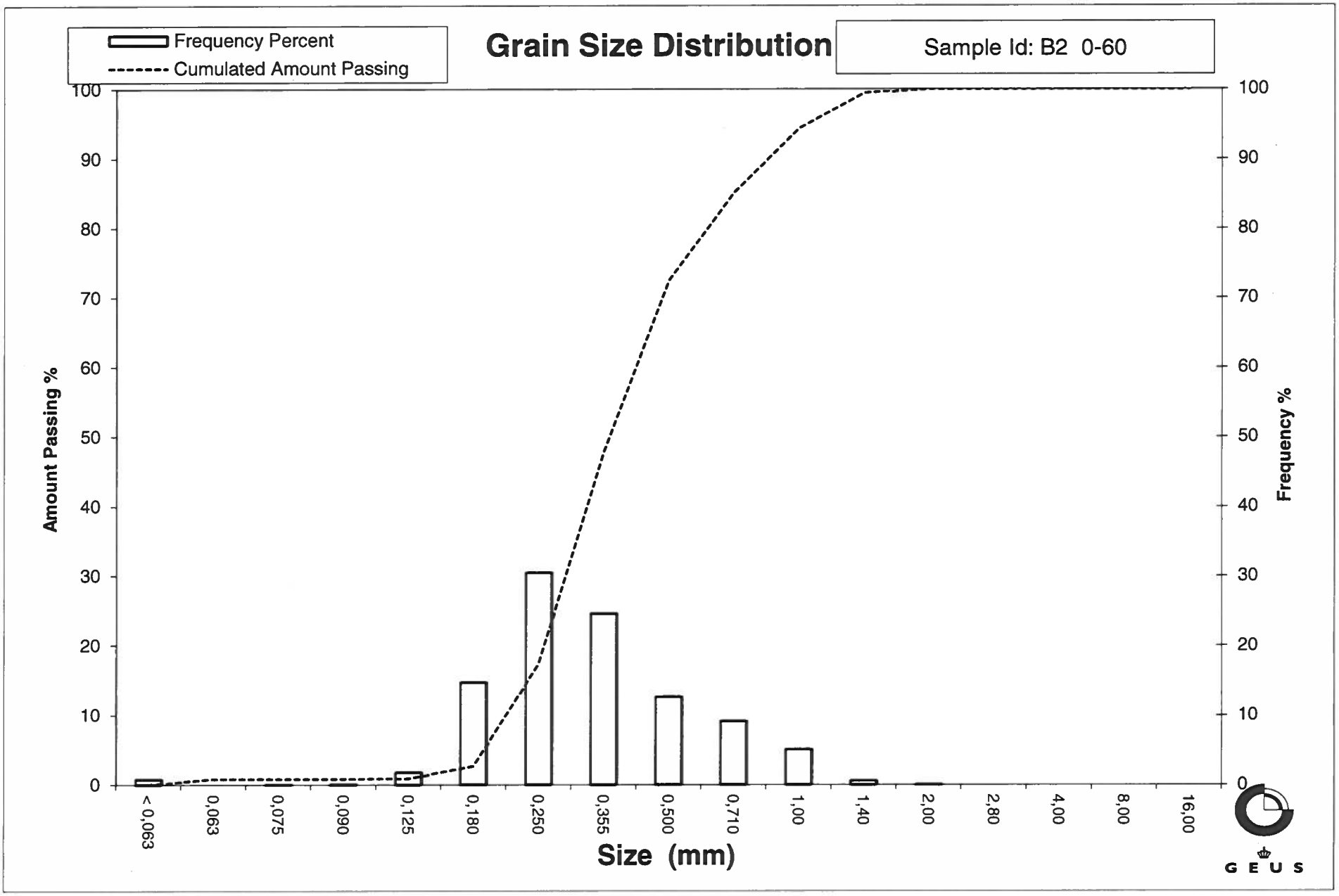
Frequency Percent
Cumulated Amount Passing
Grain Size Distribution
Sample Id: B2 0-60
Amount Passing %
Frequency %
100
90
80
70
60
50
40
30
20
10
0
< 0,063
0,063
0,075
0,090
0,125
0,180
0,250
0,355
0,500
0,710
1,00
1,40
2,00
2,80
4,00
8,00
16,00
Size (mm)
GEUS

Grain Size Distribution
Geotechnical

Sample Id: B2 60-100
Lab. Id: 220455
Projekt Energistyrelsen
Subject: B2
Date: 13-06-2022
Executed: PS/CRL
Remarks:

GEUS

Total Weight 104,68 g

Size Fractions

Sieve Analysis

	Size mm	Size Φ	Weight g	Weight %	Cumulated amount passing %
Gravel	16,00	-4,00	0,00	0,00	100,00
	8,00	-3,00	0,00	0,00	100,00
	4,00	-2,00	0,00	0,00	100,00
	2,80	-1,49	0,00	0,00	100,00
	2,00	-1,00	0,00	0,00	100,00
Sand	1,40	-0,49	0,29	0,28	99,72
	1,00	0,00	4,37	4,17	95,55
	0,710	0,49	6,65	6,35	89,20
	0,500	1,00	9,95	9,51	79,69
	0,355	1,49	20,84	19,91	59,78
	0,250	2,00	35,06	33,49	26,29
	0,180	2,47	24,03	22,96	3,33
	0,125	3,00	2,88	2,75	0,58
	0,090	3,47	0,11	0,11	0,48
	0,075	3,74	0,03	0,03	0,45
	0,063	3,99	0,03	0,03	0,42
	< 0,063	> 3,99	0,44	0,42	0,00

Size Classes (DGF-Bulletin 1 1988)

		Weight %
Silt and clay	(< 0,063 mm):	0,42
Sand, fine	(0,063 mm - 0,200 mm):	9,47
Sand, medium	(0,2 mm - 0,6 mm):	74,32
Sand, coarse	(0,6 mm - 2 mm):	15,78
Gravel	(> 2 mm):	0,00
Sum:		100,00

Moments Measures (Folk and Wards)

Percentile Amount in sieve	Percentile Amount passing	d(mm)	Φ
5%	95%	0,97	0,04
16%	84%	0,60	0,75
25%	75%	0,47	1,10
40%	60%	0,36	1,49
Median 50%	50%	0,32	1,62
75%	25%	0,25	2,02
84%	16%	0,22	2,19
90%	10%	0,20	2,32
95%	5%	0,19	2,43

Moments Statistics

Mean	1,52
Sorting	0,72
Skewness	-0,27
Kurtosis	1,07
Uniformity Coefficient	1,78

The analysis is executed according to DS 405.9 extended by sieves to the ½ phi scale

Size Classes and Percentiles are found by linear interpolation

Formulas

Mean (ϕ16%+ϕ84%+ϕ50%) / 3 (Folk and Ward 1957)

Sorting (ϕ84%-ϕ16%) / 4 + (ϕ95%-ϕ5%) / 6,6 (Folk and Ward 1957)

Kurtosis (ϕ95% - ϕ5%) / (2,44 * (ϕ75% - ϕ25%)) (Folk and Ward 1957)

Skewness (ϕ16%+ϕ84% - 2*ϕ50%) / (2*(ϕ84%-ϕ16%)) + (ϕ5%+ϕ95% - 2*ϕ50%) / (2*(ϕ95%-ϕ5%)) (Folk and Ward 1957)

Uniformity Coefficient (d60% / d10%) (dgf-Bulletin 1988)

Mean, sorting, skewness and kurtosis are based on "Amount in sieve". Uniformity coefficient is based on "Amount passing".

Øster Voldgade 10 1350 København K
Tel.: +45 38 14 20 00 Telefax: +45 38 14 20 50
Email: GEUS@geus.dk
www.geus.dk

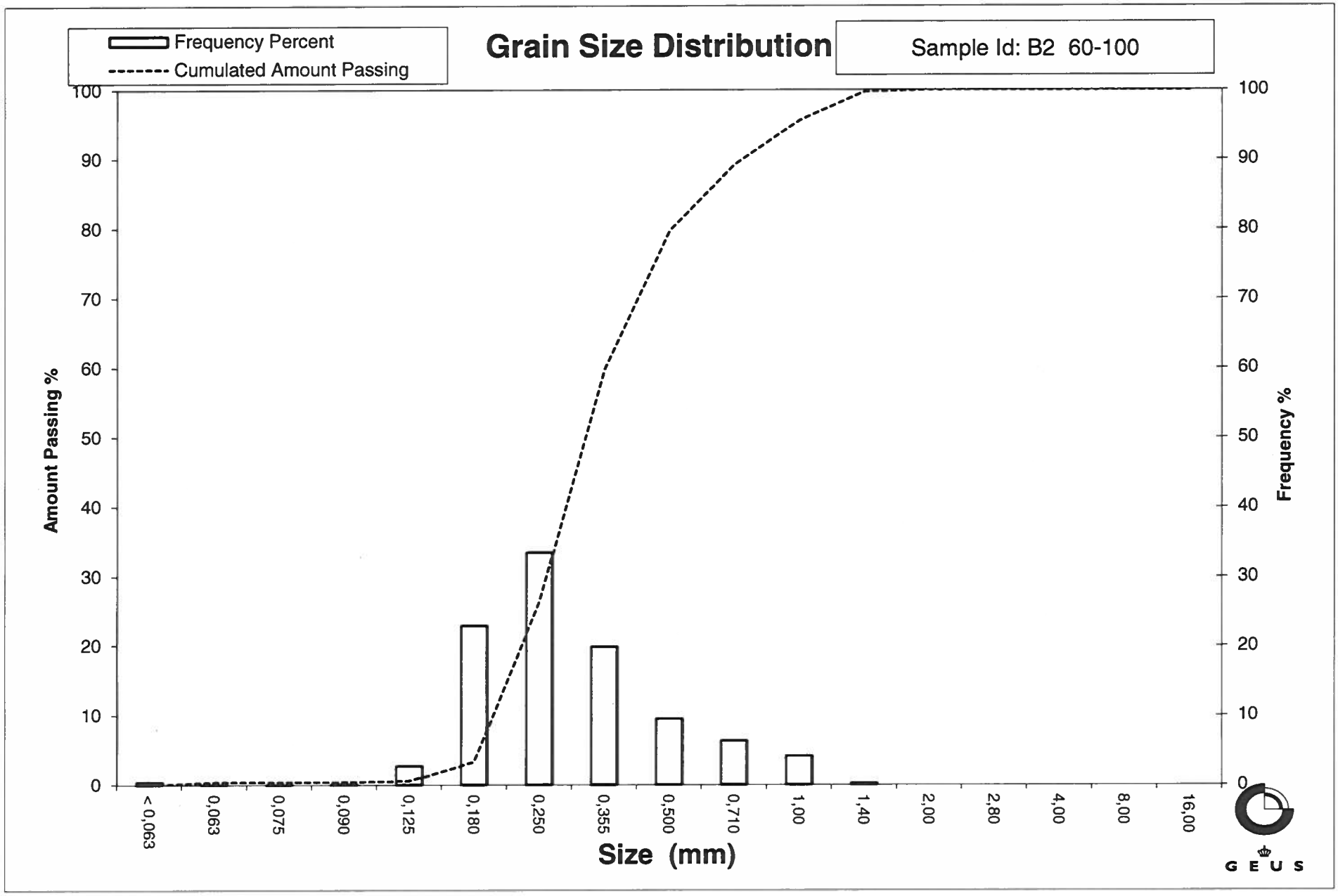
Frequency Percent
Cumulated Amount Passing
Grain Size Distribution
Sample Id: B2 60-100
Amount Passing %
Frequency %
100
90
80
70
60
50
40
30
20
10
0
< 0,063
0,063
0,075
0,090
0,125
0,180
0,250
0,355
0,500
0,710
1,00
1,40
2,00
2,80
4,00
8,00
16,00
Size (mm)
GEUS

Grain Size Distribution
Geotechnical

Sample Id: B2 100-150
Lab. Id: 220456
Projekt Energistyrelsen
Subject: B2
Date: 13-06-2022
Executed: PS/CRL
Remarks:

GEUS

Total Weight 103,5 g

Size Fractions

Sieve Analysis

	Size mm	Size Φ	Weight g	Weight %	Cumulated amount passing %
Gravel	16,00	-4,00	0,00	0,00	100,00
	8,00	-3,00	0,00	0,00	100,00
	4,00	-2,00	0,00	0,00	100,00
	2,80	-1,49	0,00	0,00	100,00
	2,00	-1,00	0,06	0,06	99,94
Sand	1,40	-0,49	0,32	0,31	99,63
	1,00	0,00	2,66	2,57	97,06
	0,710	0,49	6,19	5,98	91,08
	0,500	1,00	13,45	13,00	78,09
	0,355	1,49	23,21	22,43	55,66
	0,250	2,00	36,88	35,63	20,03
	0,180	2,47	18,32	17,70	2,33
	0,125	3,00	1,69	1,63	0,70
	0,090	3,47	0,04	0,04	0,66
	0,075	3,74	0,00	0,00	0,66
	0,063	3,99	0,00	0,00	0,66
	< 0,063	> 3,99	0,68	0,66	0,00

Size Classes (DGF-Bulletin 1 1988)

		Weight %
Silt and clay	(< 0,063 mm):	0,66
Sand, fine	(0,063 mm - 0,200 mm):	6,73
Sand, medium	(0,2 mm - 0,6 mm):	76,89
Sand, coarse	(0,6 mm - 2 mm):	15,67
Gravel	(> 2 mm):	0,06
Sum:		100,00

Moments Measures (Folk and Wards)

Percentile Amount in sieve	Percentile Amount passing	d(mm)	Φ
5%	95%	0,90	0,15
16%	84%	0,60	0,75
25%	75%	0,48	1,06
40%	60%	0,38	1,38
Median 50%	50%	0,34	1,56
75%	25%	0,26	1,92
84%	16%	0,23	2,10
90%	10%	0,21	2,25
95%	5%	0,19	2,39

Moments Statistics

Mean	1,47
Sorting	0,68
Skewness	-0,24
Kurtosis	1,07
Uniformity Coefficient	1,82

The analysis is executed according to DS 405.9 extended by sieves to the ½ phi scale

Size Classes and Percentiles are found by linear interpolation

Formulas

Mean (ϕ16%+ϕ84%+ϕ50%) / 3 (Folk and Ward 1957)

Sorting (ϕ84%-ϕ16%) / 4 + (ϕ95%-ϕ5%) / 6,6 (Folk and Ward 1957)

Kurtosis (ϕ95% - ϕ5%) / (2,44 * (ϕ75% - ϕ25%)) (Folk and Ward 1957)

Skewness (ϕ16%+ϕ84% - 2*ϕ50%) / (2*(ϕ84%-ϕ16%)) + (ϕ5%+ϕ95% - 2*ϕ50%) / (2*(ϕ95%-ϕ5%)) (Folk and Ward 1957)

Uniformity Coefficient (d60% / d10%) (dgf-Bulletin 1988)

Mean, sorting, skewness and kurtosis are based on "Amount in sieve". Uniformity coefficient is based on "Amount passing".

Øster Voldgade 10 1350 København K
Tel.: +45 38 14 20 00 Telefax: +45 38 14 20 50
Email: GEUS@geus.dk
www.geus.dk

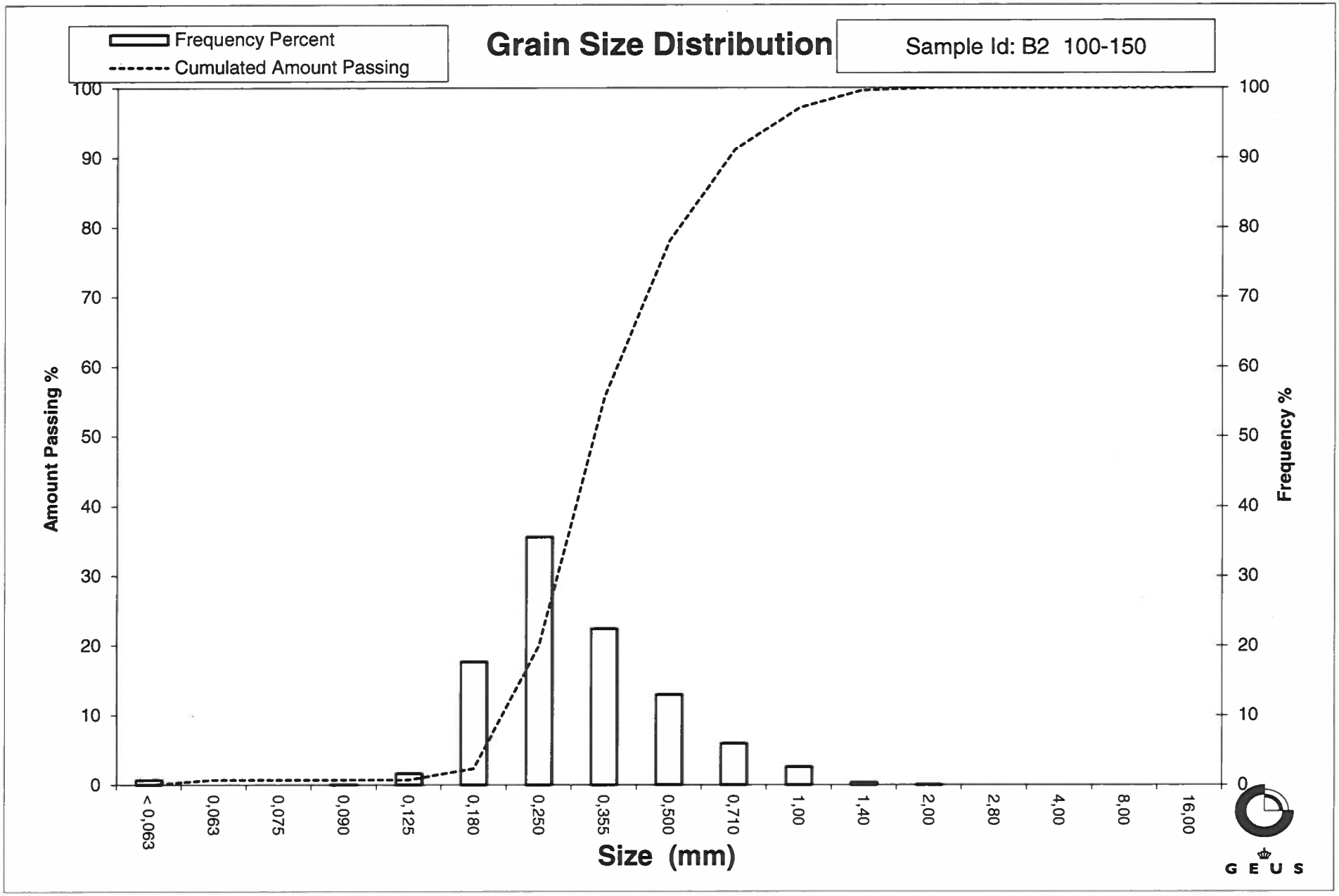
Frequency Percent
Cumulated Amount Passing
Grain Size Distribution
Sample Id: B2 100-150
Amount Passing %
Frequency %
100
90
80
70
60
50
40
30
20
10
0
< 0,063
0,063
0,075
0,090
0,125
0,180
0,250
0,355
0,500
0,710
1,00
1,40
2,00
2,80
4,00
8,00
16,00
Size (mm)
GEUS

Grain Size Distribution
Geotechnical

Sample Id: B2 150-200
Lab. Id: 220457
Projekt Energistyrelsen
Subject: B2
Date: 13-06-2022
Executed: PS/CRL
Remarks:

GEUS

Total Weight 114,31 g

Size Fractions

Sieve Analysis

	Size mm	Size Φ	Weight g	Weight %	Cumulated amount passing %
Gravel	16,00	-4,00	0,00	0,00	100,00
	8,00	-3,00	0,00	0,00	100,00
	4,00	-2,00	0,00	0,00	100,00
	2,80	-1,49	0,00	0,00	100,00
	2,00	-1,00	0,03	0,03	99,97
Sand	1,40	-0,49	0,61	0,53	99,44
	1,00	0,00	4,52	3,95	95,49
	0,710	0,49	7,25	6,34	89,14
	0,500	1,00	9,81	8,58	80,56
	0,355	1,49	21,44	18,76	61,81
	0,250	2,00	41,07	35,93	25,88
	0,180	2,47	25,31	22,14	3,74
	0,125	3,00	2,81	2,46	1,28
	0,090	3,47	0,09	0,08	1,20
	0,075	3,74	0,04	0,03	1,16
	0,063	3,99	0,00	0,00	1,16
	< 0,063	> 3,99	1,33	1,16	0,00

Size Classes (DGF-Bulletin 1 1988)

		Weight %
Silt and clay	(< 0,063 mm):	1,16
Sand, fine	(0,063 mm - 0,200 mm):	8,90
Sand, medium	(0,2 mm - 0,6 mm):	74,59
Sand, coarse	(0,6 mm - 2 mm):	15,33
Gravel	(> 2 mm):	0,03
Sum:		100,00

Moments Measures (Folk and Wards)

Percentile Amount in sieve	Percentile Amount passing	d(mm)	Φ
5%	95%	0,98	0,03
16%	84%	0,58	0,78
25%	75%	0,46	1,13
40%	60%	0,35	1,52
Median 50%	50%	0,32	1,64
75%	25%	0,25	2,02
84%	16%	0,22	2,19
90%	10%	0,20	2,32
95%	5%	0,18	2,44

Moments Statistics

Mean	1,54
Sorting	0,72
Skewness	-0,28
Kurtosis	1,11
Uniformity Coefficient	1,75

The analysis is executed according to DS 405.9 extended by sieves to the ½ phi scale

Size Classes and Percentiles are found by linear interpolation

Formulas

Mean (ϕ16%+ϕ84%+ϕ50%) / 3 (Folk and Ward 1957)

Sorting (ϕ84%-ϕ16%) / 4 + (ϕ95%-ϕ5%) / 6,6 (Folk and Ward 1957)

Kurtosis (ϕ95% - ϕ5%) / (2,44 * (ϕ75% - ϕ25%)) (Folk and Ward 1957)

Skewness (ϕ16%+ϕ84% - 2*ϕ50%) / (2*(ϕ84%-ϕ16%)) + (ϕ5%+ϕ95% - 2*ϕ50%) / (2*(ϕ95%-ϕ5%)) (Folk and Ward 1957)

Uniformity Coefficient (d60% / d10%) (dgf-Bulletin 1988)

Mean, sorting, skewness and kurtosis are based on "Amount in sieve". Uniformity coefficient is based on "Amount passing".

Øster Voldgade 10 1350 København K
Tel.: +45 38 14 20 00 Telefax: +45 38 14 20 50
Email: GEUS@geus.dk
www.geus.dk

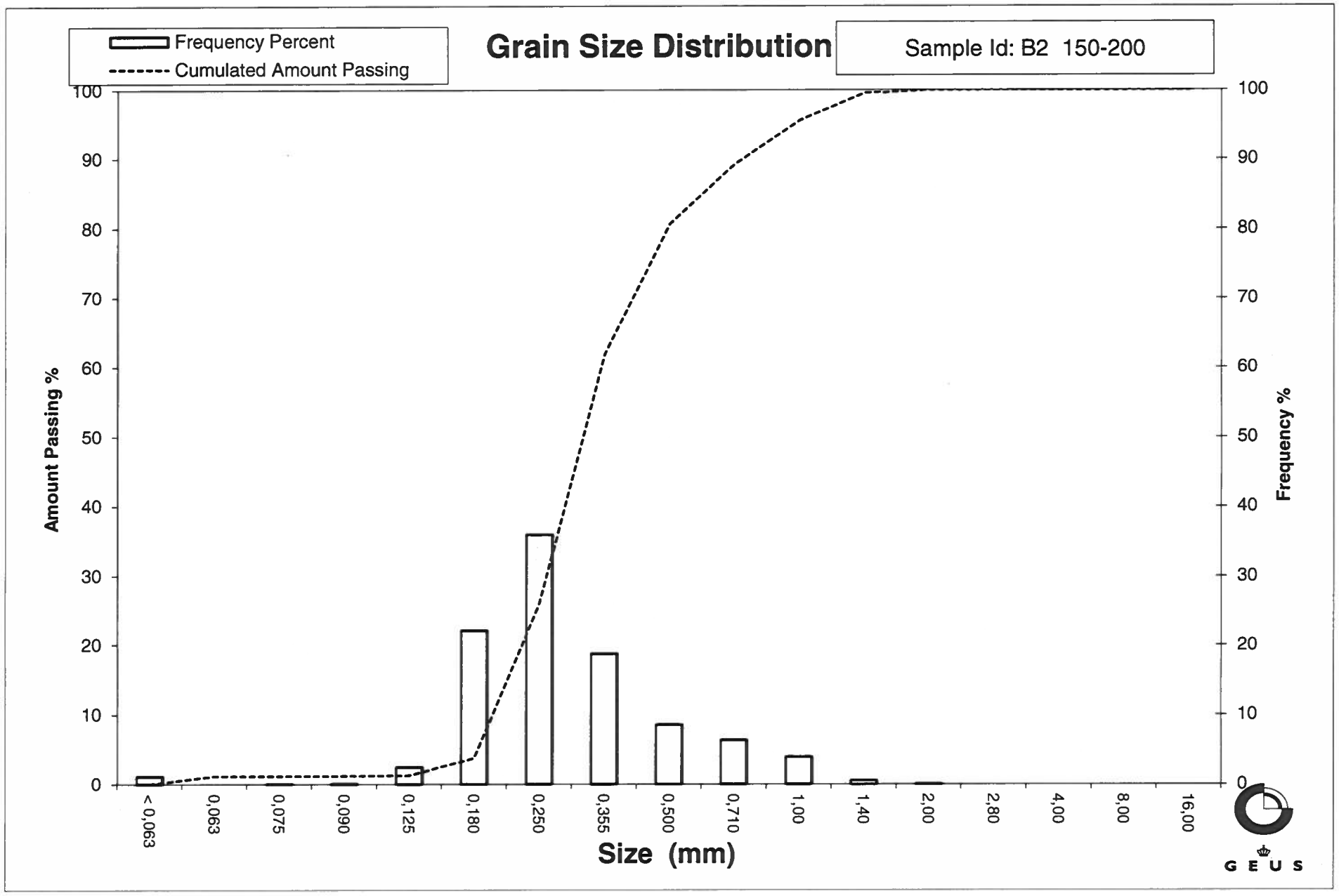
Frequency Percent
Cumulated Amount Passing
Grain Size Distribution
Sample Id: B2 150-200
Amount Passing %
Frequency %
100
90
80
70
60
50
40
30
20
10
0
< 0,063
0,063
0,075
0,090
0,125
0,180
0,250
0,355
0,500
0,710
1,00
1,40
2,00
2,80
4,00
8,00
16,00
Size (mm)
GEUS

Grain Size Distribution
Geotechnical

Sample Id: B2 300-350
Lab. Id: 220487
Projekt Energistyrelsen
Subject: B2
Date: 13-06-2022
Executed: PS/CRL
Remarks:

GEUS

Total Weight 102,32 g

Size Fractions

Sieve Analysis

	Size mm	Size Φ	Weight g	Weight %	Cumulated amount passing %
Gravel	16,00	-4,00	0,00	0,00	100,00
	8,00	-3,00	0,00	0,00	100,00
	4,00	-2,00	0,00	0,00	100,00
	2,80	-1,49	0,00	0,00	100,00
	2,00	-1,00	0,08	0,08	99,92
Sand	1,40	-0,49	0,56	0,55	99,37
	1,00	0,00	3,52	3,44	95,93
	0,710	0,49	7,21	7,05	88,89
	0,500	1,00	9,72	9,50	79,39
	0,355	1,49	17,58	17,18	62,21
	0,250	2,00	28,79	28,14	34,07
	0,180	2,47	31,58	30,86	3,21
	0,125	3,00	1,74	1,70	1,51
	0,090	3,47	0,10	0,10	1,41
	0,075	3,74	0,00	0,00	1,41
	0,063	3,99	0,00	0,00	1,41
	< 0,063	> 3,99	1,44	1,41	0,00

Size Classes (DGF-Bulletin 1 1988)

		Weight %
Silt and clay	(< 0,063 mm):	1,41
Sand, fine	(0,063 mm - 0,200 mm):	10,62
Sand, medium	(0,2 mm - 0,6 mm):	71,89
Sand, coarse	(0,6 mm - 2 mm):	16,01
Gravel	(> 2 mm):	0,08
Sum:		100,00

Moments Measures (Folk and Wards)

Percentile Amount in sieve	Percentile Amount passing	d(mm)	Φ
5%	95%	0,96	0,06
16%	84%	0,60	0,73
25%	75%	0,46	1,11
40%	60%	0,35	1,53
Median 50%	50%	0,31	1,69
75%	25%	0,23	2,12
84%	16%	0,21	2,26
90%	10%	0,20	2,36
95%	5%	0,18	2,44

Moments Statistics

Mean	1,56
Sorting	0,74
Skewness	-0,31
Kurtosis	0,97
Uniformity Coefficient	1,77

The analysis is executed according to DS 405.9 extended by sieves to the ½ phi scale

Size Classes and Percentiles are found by linear interpolation

Formulas

Mean (ϕ16%+ϕ84%+ϕ50%) / 3 (Folk and Ward 1957)

Sorting (ϕ84%-ϕ16%) / 4 + (ϕ95%-ϕ5%) / 6,6 (Folk and Ward 1957)

Kurtosis (ϕ95% - ϕ5%) / (2,44 * (ϕ75% - ϕ25%)) (Folk and Ward 1957)

Skewness (ϕ16%+ϕ84% - 2*ϕ50%) / (2*(ϕ84%-ϕ16%)) + (ϕ5%+ϕ95% - 2*ϕ50%) / (2*(ϕ95%-ϕ5%)) (Folk and Ward 1957)

Uniformity Coefficient (d60% / d10%) (dgf-Bulletin 1988)

Mean, sorting, skewness and kurtosis are based on "Amount in sieve". Uniformity coefficient is based on "Amount passing".

Øster Voldgade 10 1350 København K
Tel.: +45 38 14 20 00 Telefax: +45 38 14 20 50
Email: GEUS@geus.dk
www.geus.dk

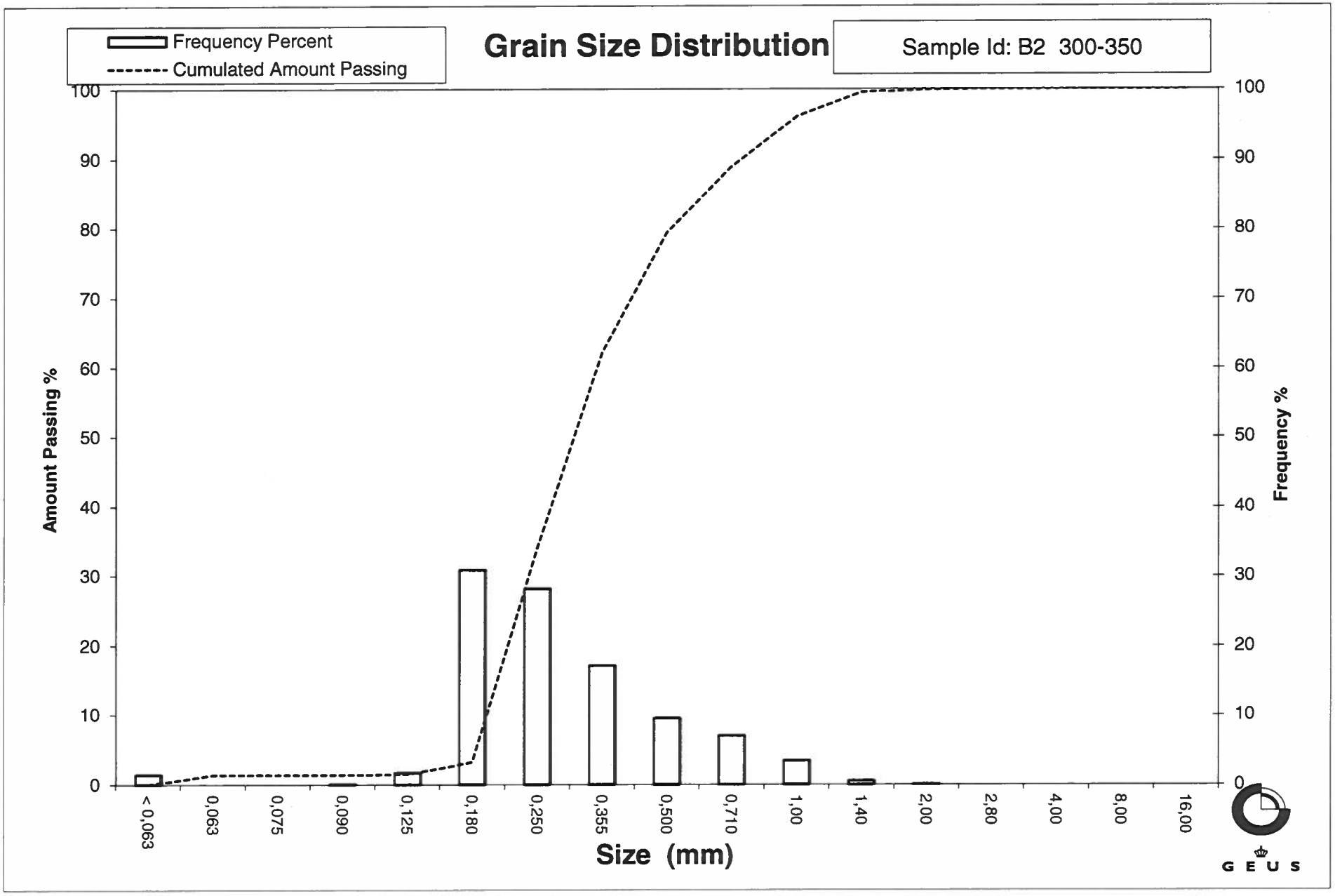
Frequency Percent
Cumulated Amount Passing
Grain Size Distribution
Sample Id: B2 300-350
Amount Passing %
Frequency %
100
90
80
70
60
50
40
30
20
10
0
< 0,063
0,063
0,075
0,090
0,125
0,180
0,250
0,355
0,500
0,710
1,00
1,40
2,00
2,80
4,00
8,00
16,00
Size (mm)
GEUS

Grain Size Distribution
Geotechnical

Sample Id: B2 400-450
Lab. Id: 220488
Projekt Energistyrelsen
Subject: B2
Date: 13-06-2022
Executed: PS/CRL
Remarks: >2,8mm heraf 1,9g skaller

GEUS

Total Weight 106,02 g

Size Fractions

Sieve Analysis

	Size mm	Size Φ	Weight g	Weight %	Cumulated amount passing %
Gravel	16,00	-4,00	0,00	0,00	100,00
	8,00	-3,00	0,63	0,59	99,41
	4,00	-2,00	0,15	0,14	99,26
	2,80	-1,49	0,15	0,14	99,12
	2,00	-1,00	0,19	0,18	98,94
Sand	1,40	-0,49	0,34	0,32	98,62
	1,00	0,00	2,73	2,57	96,05
	0,710	0,49	5,36	5,06	90,99
	0,500	1,00	9,98	9,41	81,58
	0,355	1,49	19,51	18,40	63,18
	0,250	2,00	39,06	36,84	26,33
	0,180	2,47	23,96	22,60	3,74
	0,125	3,00	1,84	1,74	2,00
	0,090	3,47	0,08	0,08	1,92
	0,075	3,74	0,00	0,00	1,92
	0,063	3,99	0,00	0,00	1,92
	< 0,063	> 3,99	2,04	1,92	0,00

Size Classes (DGF-Bulletin 1 1988)

		Weight %
Silt and clay	(< 0,063 mm):	1,92
Sand, fine	(0,063 mm - 0,200 mm):	8,27
Sand, medium	(0,2 mm - 0,6 mm):	75,87
Sand, coarse	(0,6 mm - 2 mm):	12,88
Gravel	(> 2 mm):	1,06
Sum:		100,00

Moments Measures (Folk and Wards)

Percentile Amount in sieve	Percentile Amount passing	d(mm)	Φ
5%	95%	0,94	0,09
16%	84%	0,55	0,85
25%	75%	0,45	1,16
40%	60%	0,35	1,53
Median 50%	50%	0,32	1,66
75%	25%	0,25	2,02
84%	16%	0,22	2,20
90%	10%	0,20	2,33
95%	5%	0,18	2,44

Moments Statistics

Mean	1,57
Sorting	0,69
Skewness	-0,26
Kurtosis	1,11
Uniformity Coefficient	1,73

The analysis is executed according to DS 405.9 extended by sieves to the ½ phi scale

Size Classes and Percentiles are found by linear interpolation

Formulas

Mean (ϕ16%+ϕ84%+ϕ50%) / 3 (Folk and Ward 1957)

Sorting (ϕ84%-ϕ16%) / 4 + (ϕ95%-ϕ5%) / 6,6 (Folk and Ward 1957)

Kurtosis (ϕ95% - ϕ5%) / (2,44 * (ϕ75% - ϕ25%)) (Folk and Ward 1957)

Skewness (ϕ16%+ϕ84% - 2*ϕ50%) / (2*(ϕ84%-ϕ16%)) + (ϕ5%+ϕ95% - 2*ϕ50%) / (2*(ϕ95%-ϕ5%)) (Folk and Ward 1957)

Uniformity Coefficient (d60% / d10%) (dgf-Bulletin 1988)

Mean, sorting, skewness and kurtosis are based on "Amount in sieve". Uniformity coefficient is based on "Amount passing".

Øster Voldgade 10 1350 København K
Tel.: +45 38 14 20 00 Telefax: +45 38 14 20 50
Email: GEUS@geus.dk
www.geus.dk

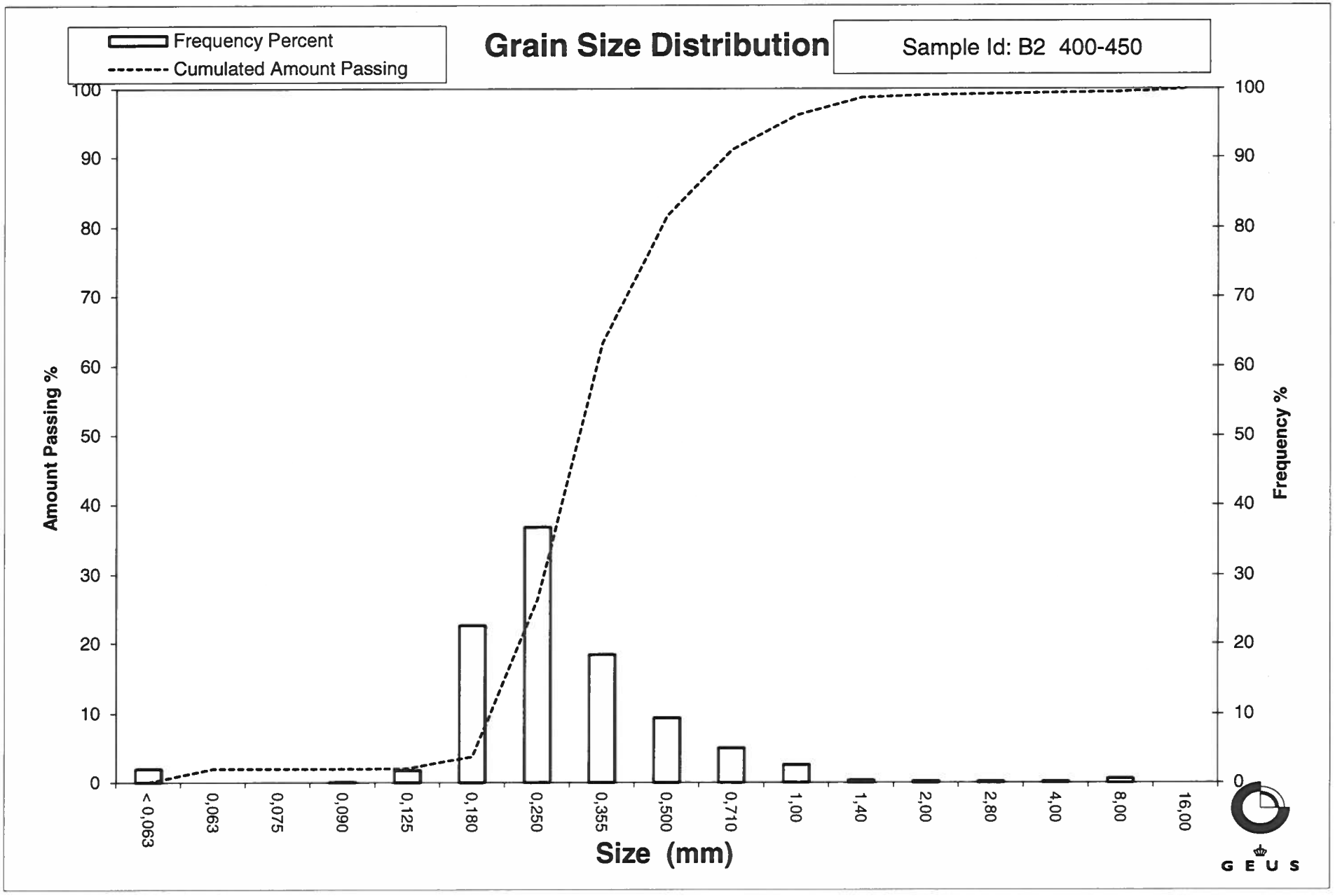
Frequency Percent
Cumulated Amount Passing
Grain Size Distribution
Sample Id: B2 400-450
Amount Passing %
Frequency %
100
90
80
70
60
50
40
30
20
10
0
< 0,063
0,063
0,075
0,090
0,125
0,180
0,250
0,355
0,500
0,710
1,00
1,40
2,00
2,80
4,00
8,00
16,00
Size (mm)
GEUS

Grain Size Distribution
Geotechnical

Sample Id: B4 0-20
Lab. Id: 220458
Projekt Energistyrelsen
Subject: B4
Date: 13-06-2022
Executed: PS/CRL
Remarks: >8mm består af skaller

GEUS

Total Weight 103,04 g

Size Fractions

Sieve Analysis

	Size mm	Size Φ	Weight g	Weight %	Cumulated amount passing %
Gravel	16,00	-4,00	0,00	0,00	100,00
	8,00	-3,00	0,34	0,33	99,67
	4,00	-2,00	0,00	0,00	99,67
	2,80	-1,49	0,13	0,13	99,54
	2,00	-1,00	0,64	0,62	98,92
Sand	1,40	-0,49	2,33	2,26	96,66
	1,00	0,00	7,35	7,13	89,53
	0,710	0,49	11,19	10,86	78,67
	0,500	1,00	16,80	16,30	62,36
	0,355	1,49	23,71	23,01	39,35
	0,250	2,00	25,84	25,08	14,28
	0,180	2,47	11,60	11,26	3,02
	0,125	3,00	1,76	1,71	1,31
	0,090	3,47	0,15	0,15	1,16
	0,075	3,74	0,00	0,00	1,16
	0,063	3,99	0,00	0,00	1,16
	< 0,063	> 3,99	1,20	1,16	0,00

Size Classes (DGF-Bulletin 1 1988)

		Weight %
Silt and clay	(< 0,063 mm):	1,16
Sand, fine	(0,063 mm - 0,200 mm):	5,07
Sand, medium	(0,2 mm - 0,6 mm):	63,89
Sand, coarse	(0,6 mm - 2 mm):	28,79
Gravel	(> 2 mm):	1,08
Sum:		100,00

Moments Measures (Folk and Wards)

Percentile Amount in sieve	Percentile Amount passing	d(mm)	Φ
5%	95%	1,31	-0,39
16%	84%	0,85	0,23
25%	75%	0,66	0,59
40%	60%	0,49	1,04
Median 50%	50%	0,42	1,24
75%	25%	0,29	1,76
84%	16%	0,26	1,96
90%	10%	0,22	2,16
95%	5%	0,19	2,38

Moments Statistics

Mean	1,14
Sorting	0,85
Skewness	-0,18
Kurtosis	0,97
Uniformity Coefficient	2,17

The analysis is executed according to DS 405.9 extended by sieves to the ½ phi scale

Size Classes and Percentiles are found by linear interpolation

Formulas

Mean (ϕ16%+ϕ84%+ϕ50%) / 3 (Folk and Ward 1957)

Sorting (ϕ84%-ϕ16%) / 4 + (ϕ95%-ϕ5%) / 6,6 (Folk and Ward 1957)

Kurtosis (ϕ95% - ϕ5%) / (2,44 * (ϕ75% - ϕ25%)) (Folk and Ward 1957)

Skewness (ϕ16%+ϕ84% - 2*ϕ50%) / (2*(ϕ84%-ϕ16%)) + (ϕ5%+ϕ95% - 2*ϕ50%) / (2*(ϕ95%-ϕ5%)) (Folk and Ward 1957)

Uniformity Coefficient (d60% / d10%) (dgf-Bulletin 1988)

Mean, sorting, skewness and kurtosis are based on "Amount in sieve". Uniformity coefficient is based on "Amount passing".

Øster Voldgade 10 1350 København K
Tel.: +45 38 14 20 00 Telefax: +45 38 14 20 50
Email: GEUS@geus.dk
www.geus.dk

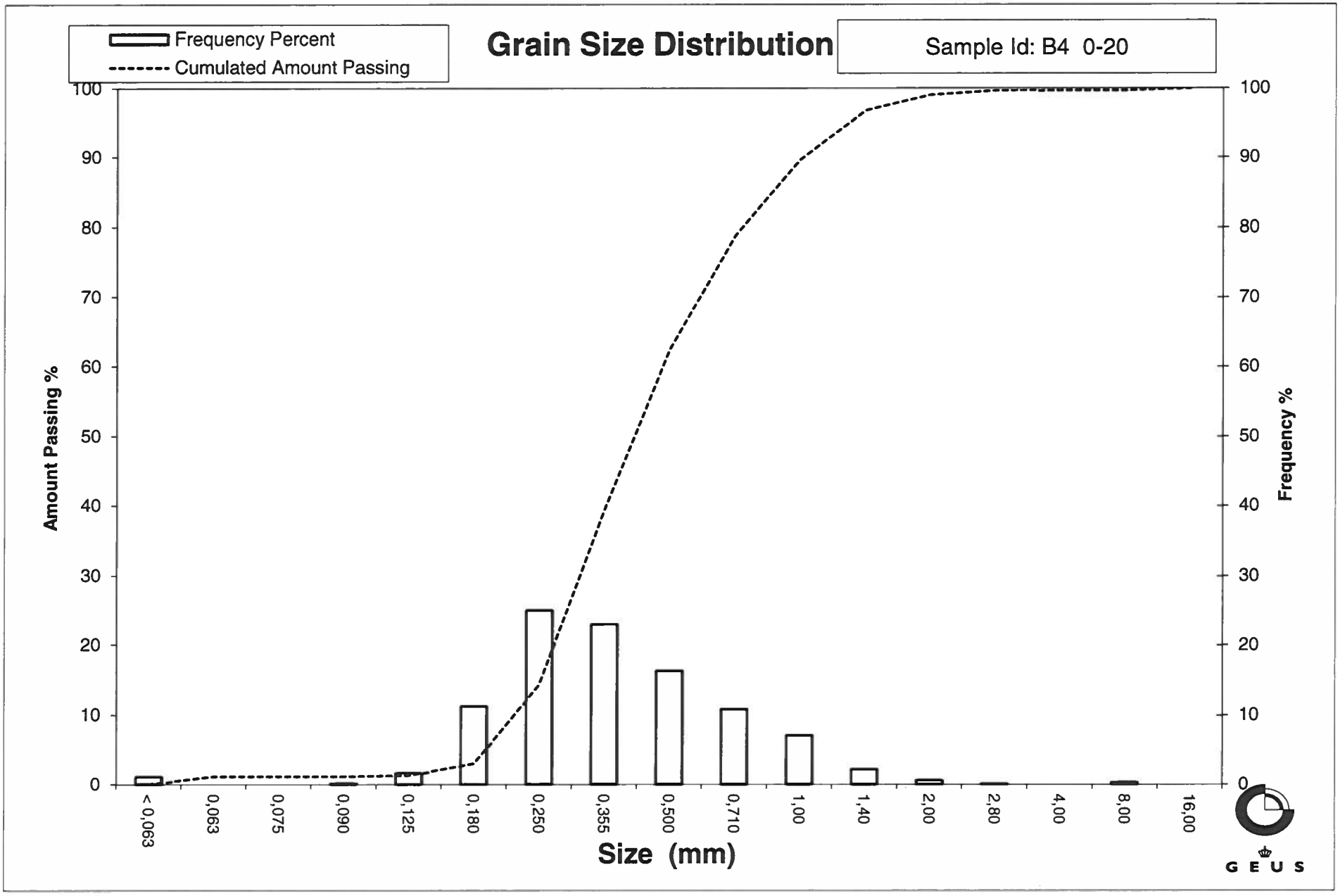
Frequency Percent
Cumulated Amount Passing
Grain Size Distribution
Sample Id: B4 0-20
Amount Passing %
Frequency %
100
90
80
70
60
50
40
30
20
10
0
< 0,063
0,063
0,075
0,090
0,125
0,180
0,250
0,355
0,500
0,710
1,00
1,40
2,00
2,80
4,00
8,00
16,00
Size (mm)
GEUS

Grain Size Distribution
Geotechnical

Sample Id: B4 20-65
Lab. Id: 220459
Projekt Energistyrelsen
Subject: B4
Date: 13-06-2022
Executed: PS/CRL
Remarks: >16mm består af skaller

GEUS

Total Weight 102,89 g

Size Fractions

Sieve Analysis

	Size mm	Size Φ	Weight g	Weight %	Cumulated amount passing %
Gravel	16,00	-4,00	0,18	0,17	99,83
	8,00	-3,00	0,17	0,17	99,66
	4,00	-2,00	0,28	0,27	99,39
	2,80	-1,49	2,07	2,01	97,38
	2,00	-1,00	5,28	5,13	92,24
Sand	1,40	-0,49	8,79	8,54	83,70
	1,00	0,00	9,79	9,52	74,19
	0,710	0,49	10,82	10,52	63,67
	0,500	1,00	15,02	14,60	49,07
	0,355	1,49	24,20	23,52	25,55
	0,250	2,00	21,62	21,01	4,54
	0,180	2,47	2,92	2,84	1,70
	0,125	3,00	0,32	0,31	1,39
	0,090	3,47	0,20	0,19	1,20
	0,075	3,74	0,01	0,01	1,19
	0,063	3,99	0,00	0,00	1,19
	< 0,063	> 3,99	1,22	1,19	0,00

Size Classes (DGF-Bulletin 1 1988)

		Weight %
Silt and clay	(< 0,063 mm):	1,19
Sand, fine	(0,063 mm - 0,200 mm):	1,33
Sand, medium	(0,2 mm - 0,6 mm):	53,51
Sand, coarse	(0,6 mm - 2 mm):	36,22
Gravel	(> 2 mm):	7,76
Sum:		100,00

Moments Measures (Folk and Wards)

Percentile Amount in sieve	Percentile Amount passing	d(mm)	Φ
5%	95%	2,43	-1,28
16%	84%	1,42	-0,51
25%	75%	1,03	-0,05
40%	60%	0,66	0,61
Median 50%	50%	0,51	0,96
75%	25%	0,35	1,51
84%	16%	0,31	1,70
90%	10%	0,28	1,85
95%	5%	0,25	1,99

Moments Statistics

Mean	0,72
Sorting	1,05
Skewness	-0,35
Kurtosis	0,86
Uniformity Coefficient	2,37

The analysis is executed according to DS 405.9 extended by sieves to the ½ phi scale

Size Classes and Percentiles are found by linear interpolation

Formulas

Mean (ϕ16%+ϕ84%+ϕ50%) / 3 (Folk and Ward 1957)

Sorting (ϕ84%-ϕ16%) / 4 + (ϕ95%-ϕ5%) / 6,6 (Folk and Ward 1957)

Kurtosis (ϕ95% - ϕ5%) / (2,44 * (ϕ75% - ϕ25%)) (Folk and Ward 1957)

Skewness (ϕ16%+ϕ84% - 2*ϕ50%) / (2*(ϕ84%-ϕ16%)) + (ϕ5%+ϕ95% - 2*ϕ50%) / (2*(ϕ95%-ϕ5%)) (Folk and Ward 1957)

Uniformity Coefficient (d60% / d10%) (dgf-Bulletin 1988)

Mean, sorting, skewness and kurtosis are based on "Amount in sieve". Uniformity coefficient is based on "Amount passing".

Øster Voldgade 10 1350 København K
Tel.: +45 38 14 20 00 Telefax: +45 38 14 20 50
Email: GEUS@geus.dk
www.geus.dk

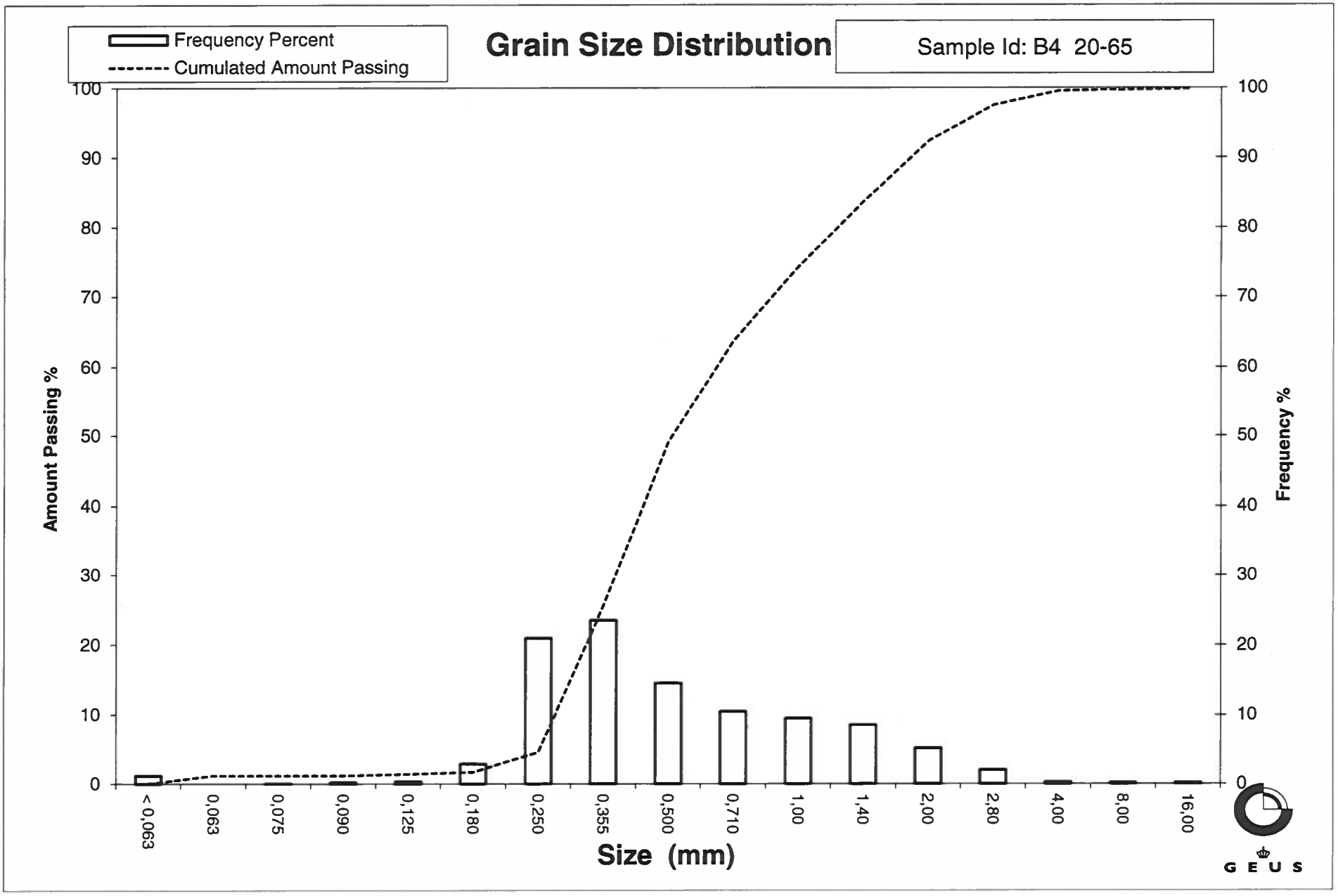
Frequency Percent
Cumulated Amount Passing
Grain Size Distribution
Sample Id: B4 20-65
Amount Passing %
Frequency %
100
90
80
70
60
50
40
30
20
10
0
< 0,063
0,063
0,075
0,090
0,125
0,180
0,250
0,355
0,500
0,710
1,00
1,40
2,00
2,80
4,00
8,00
16,00
Size (mm)
GEUS

Grain Size Distribution
Geotechnical

Sample Id: B4 100-200
Lab. Id: 220489
Projekt Energistyrelsen
Subject: B4
Date: 13-06-2022
Executed: PS/CRL
Remarks:

GEUS

Total Weight 95,77 g

Size Fractions

Sieve Analysis

	Size mm	Size Φ	Weight g	Weight %	Cumulated amount passing %
Gravel	16,00	-4,00	0,00	0,00	100,00
	8,00	-3,00	0,00	0,00	100,00
	4,00	-2,00	0,00	0,00	100,00
	2,80	-1,49	0,00	0,00	100,00
	2,00	-1,00	0,00	0,00	100,00
Sand	1,40	-0,49	0,08	0,08	99,92
	1,00	0,00	0,25	0,26	99,66
	0,710	0,49	0,40	0,42	99,24
	0,500	1,00	1,49	1,56	97,68
	0,355	1,49	2,43	2,54	95,14
	0,250	2,00	5,66	5,91	89,23
	0,180	2,47	16,96	17,71	71,53
	0,125	3,00	46,59	48,65	22,88
	0,090	3,47	17,67	18,45	4,43
	0,075	3,74	0,98	1,02	3,40
	0,063	3,99	0,51	0,53	2,87
	< 0,063	> 3,99	2,75	2,87	0,00

Size Classes (DGF-Bulletin 1 1988)

		Weight %
Silt and clay	(< 0,063 mm):	2,87
Sand, fine	(0,063 mm - 0,200 mm):	73,71
Sand, medium	(0,2 mm - 0,6 mm):	21,84
Sand, coarse	(0,6 mm - 2 mm):	1,58
Gravel	(> 2 mm):	0,00
Sum:		100,00

Moments Measures (Folk and Wards)

Percentile Amount in sieve	Percentile Amount passing	d(mm)	Φ
5%	95%	0,35	1,50
16%	84%	0,23	2,12
25%	75%	0,19	2,37
40%	60%	0,17	2,58
Median 50%	50%	0,16	2,68
75%	25%	0,13	2,97
84%	16%	0,11	3,16
90%	10%	0,10	3,31
95%	5%	0,09	3,46

Moments Statistics

Mean	2,66
Sorting	0,55
Skewness	-0,14
Kurtosis	1,32
Uniformity Coefficient	1,66

The analysis is executed according to DS 405.9 extended by sieves to the ½ phi scale

Size Classes and Percentiles are found by linear interpolation

Formulas

Mean (ϕ16%+ϕ84%+ϕ50%) / 3 (Folk and Ward 1957)

Sorting (ϕ84%-ϕ16%) / 4 + (ϕ95%-ϕ5%) / 6,6 (Folk and Ward 1957)

Kurtosis (ϕ95% - ϕ5%) / (2,44 * (ϕ75% - ϕ25%)) (Folk and Ward 1957)

Skewness (ϕ16%+ϕ84% - 2*ϕ50%) / (2*(ϕ84%-ϕ16%)) + (ϕ5%+ϕ95% - 2*ϕ50%) / (2*(ϕ95%-ϕ5%)) (Folk and Ward 1957)

Uniformity Coefficient (d60% / d10%) (dgf-Bulletin 1988)

Mean, sorting, skewness and kurtosis are based on "Amount in sieve". Uniformity coefficient is based on "Amount passing".

Øster Voldgade 10 1350 København K
Tel.: +45 38 14 20 00 Telefax: +45 38 14 20 50
Email: GEUS@geus.dk
www.geus.dk

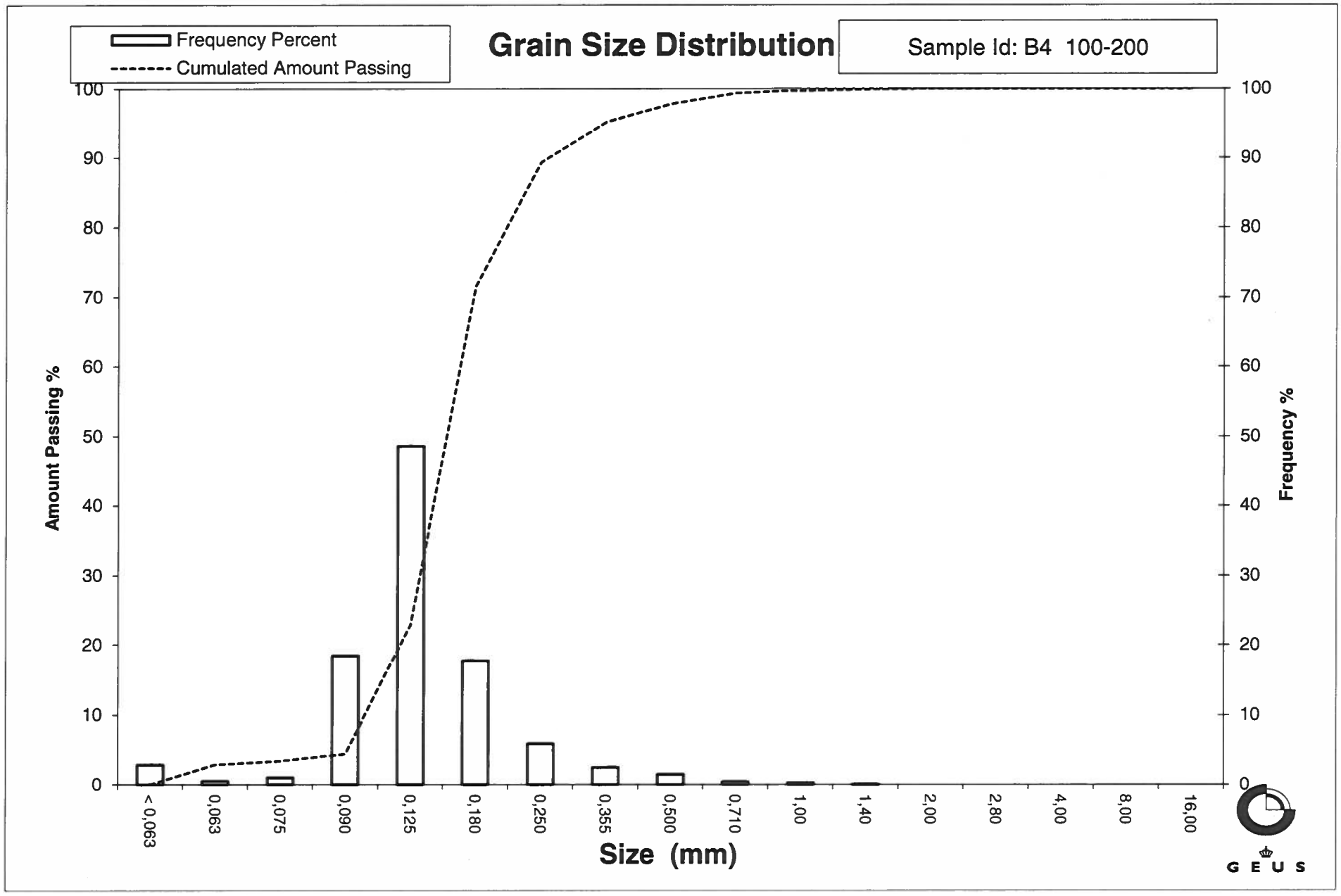
Frequency Percent
Cumulated Amount Passing
Grain Size Distribution
Sample Id: B4 100-200
Amount Passing %
Frequency %
100
90
80
70
60
50
40
30
20
10
0
< 0,063
0,063
0,075
0,090
0,125
0,180
0,250
0,355
0,500
0,710
1,00
1,40
2,00
2,80
4,00
8,00
16,00
Size (mm)
GEUS

Grain Size Distribution
Geotechnical

Sample Id: B4 222-256
Lab. Id: 220460
Projekt Energistyrelsen
Subject: B4
Date: 13-06-2022
Executed: PS/CRL
Remarks: >16mm heraf 1,4g skaller

GEUS

Total Weight 1371,86 g

Size Fractions

Sieve Analysis

	Size mm	Size Φ	Weight g	Weight %	Cumulated amount passing %
Gravel	16,00	-4,00	74,20	5,41	94,59
	8,00	-3,00	202,46	14,76	79,83
	4,00	-2,00	306,77	22,36	57,47
	2,80	-1,49	117,70	8,58	48,89
	2,00	-1,00	87,47	6,38	42,52
Sand	1,40	-0,49	109,44	7,98	34,54
	1,00	0,00	139,97	10,20	24,34
	0,710	0,49	111,99	8,16	16,17
	0,500	1,00	62,22	4,54	11,64
	0,355	1,49	20,80	1,52	10,12
	0,250	2,00	16,72	1,22	8,90
	0,180	2,47	38,40	2,80	6,10
	0,125	3,00	56,57	4,12	1,98
	0,090	3,47	15,20	1,11	0,87
	0,075	3,74	1,45	0,11	0,77
	0,063	3,99	0,84	0,06	0,70
	< 0,063	> 3,99	9,66	0,70	0,00

Size Classes (DGF-Bulletin 1 1988)

		Weight %
Silt and clay	(< 0,063 mm):	0,70
Sand, fine	(0,063 mm - 0,200 mm):	6,20
Sand, medium	(0,2 mm - 0,6 mm):	6,89
Sand, coarse	(0,6 mm - 2 mm):	28,72
Gravel	(> 2 mm):	57,48
Sum:		100,00

Moments Measures (Folk and Wards)

Percentile Amount in sieve	Percentile Amount passing	d(mm)	Φ
5%	95%	-------	-------
16%	84%	10,26	-3,36
25%	75%	7,14	-2,84
40%	60%	4,45	-2,15
Median 50%	50%	2,95	-1,56
75%	25%	1,03	-0,04
84%	16%	0,70	0,51
90%	10%	0,34	1,54
95%	5%	0,17	2,60

Moments Statistics

Mean	-1,47
Sorting	-------
Skewness	-------
Kurtosis	-------
Uniformity Coefficient	12,92

The analysis is executed according to DS 405.9 extended by sieves to the ½ phi scale

Size Classes and Percentiles are found by linear interpolation

Formulas

Mean (ϕ16%+ϕ84%+ϕ50%) / 3 (Folk and Ward 1957)

Sorting (ϕ84%-ϕ16%) / 4 + (ϕ95%-ϕ5%) / 6,6 (Folk and Ward 1957)

Kurtosis (ϕ95% - ϕ5%) / (2,44 * (ϕ75% - ϕ25%)) (Folk and Ward 1957)

Skewness (ϕ16%+ϕ84% - 2*ϕ50%) / (2*(ϕ84%-ϕ16%)) + (ϕ5%+ϕ95% - 2*ϕ50%) / (2*(ϕ95%-ϕ5%)) (Folk and Ward 1957)

Uniformity Coefficient (d60% / d10%) (dgf-Bulletin 1988)

Mean, sorting, skewness and kurtosis are based on "Amount in sieve". Uniformity coefficient is based on "Amount passing".

Øster Voldgade 10 1350 København K
Tel.: +45 38 14 20 00 Telefax: +45 38 14 20 50
Email: GEUS@geus.dk
www.geus.dk

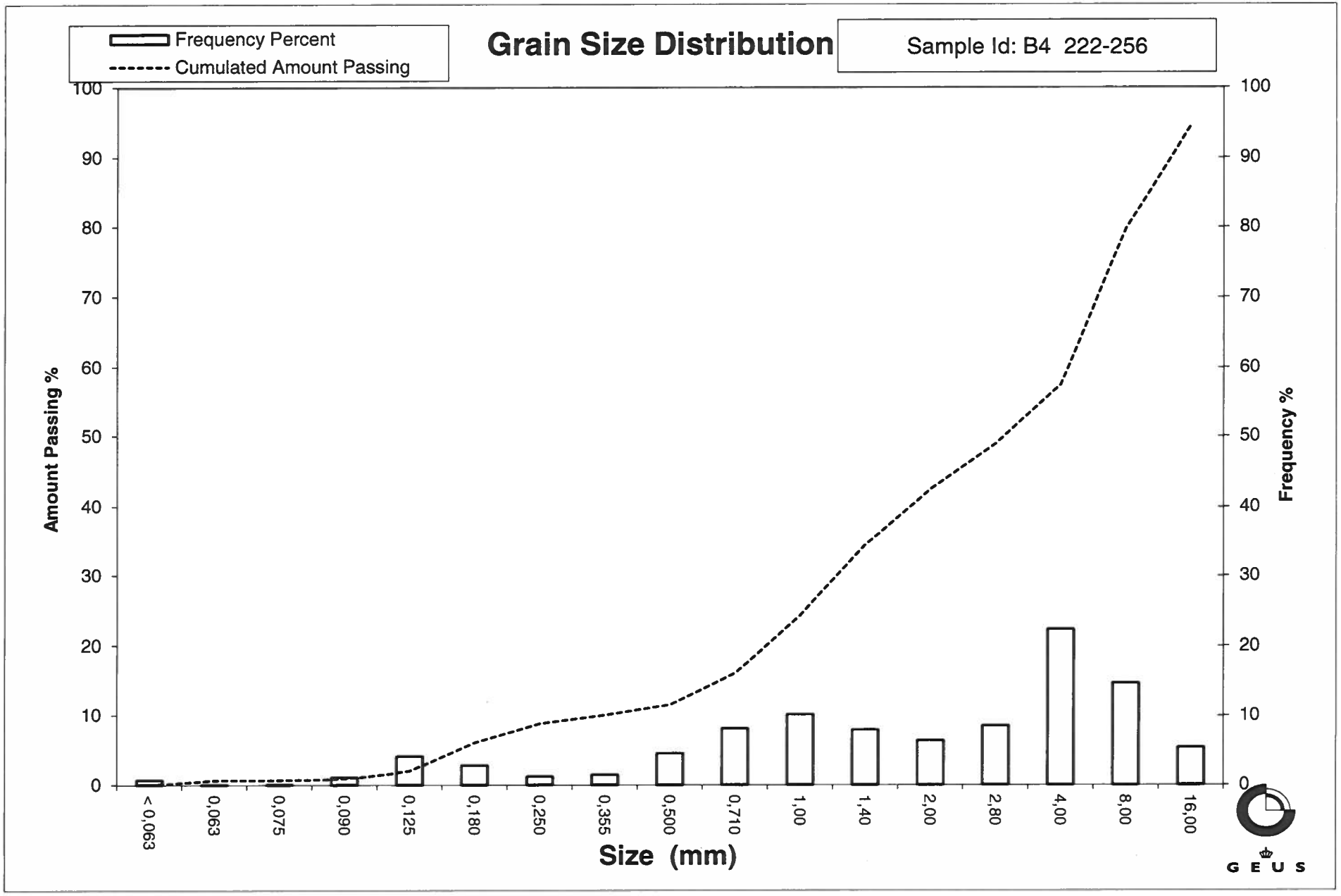
Frequency Percent
Cumulated Amount Passing
Grain Size Distribution
Sample Id: B4 222-256
Amount Passing %
Frequency %
100
90
80
70
60
50
40
30
20
10
0
< 0,063
0,063
0,075
0,090
0,125
0,180
0,250
0,355
0,500
0,710
1,00
1,40
2,00
2,80
4,00
8,00
16,00
Size (mm)
GEUS

Grain Size Distribution
Geotechnical

Sample Id: B4 256-273
Lab. Id: 220490
Projekt Energistyrelsen
Subject: B4
Date: 13-06-2022
Executed: PS/CRL
Remarks: >2,8mm heraf 3,7g skaller

GEUS

Total Weight 115,63 g

Size Fractions

Sieve Analysis

	Size mm	Size Φ	Weight g	Weight %	Cumulated amount passing %
Gravel	16,00	-4,00	0,59	0,51	99,49
	8,00	-3,00	3,07	2,66	96,83
	4,00	-2,00	1,75	1,51	95,32
	2,80	-1,49	1,89	1,63	93,69
	2,00	-1,00	4,11	3,55	90,13
Sand	1,40	-0,49	5,32	4,60	85,53
	1,00	0,00	8,93	7,72	77,81
	0,710	0,49	12,77	11,04	66,76
	0,500	1,00	10,75	9,30	57,47
	0,355	1,49	3,88	3,36	54,11
	0,250	2,00	8,68	7,51	46,61
	0,180	2,47	35,09	30,35	16,26
	0,125	3,00	15,80	13,66	2,59
	0,090	3,47	1,24	1,07	1,52
	0,075	3,74	0,11	0,10	1,43
	0,063	3,99	0,09	0,08	1,35
	< 0,063	> 3,99	1,56	1,35	0,00

Size Classes (DGF-Bulletin 1 1988)

		Weight %
Silt and clay	(< 0,063 mm):	1,35
Sand, fine	(0,063 mm - 0,200 mm):	23,58
Sand, medium	(0,2 mm - 0,6 mm):	36,97
Sand, coarse	(0,6 mm - 2 mm):	28,24
Gravel	(> 2 mm):	9,87
Sum:		100,00

Moments Measures (Folk and Wards)

Percentile Amount in sieve	Percentile Amount passing	d(mm)	Φ
5%	95%	3,76	-1,91
16%	84%	1,32	-0,40
25%	75%	0,93	0,11
40%	60%	0,56	0,84
Median 50%	50%	0,30	1,75
75%	25%	0,20	2,32
84%	16%	0,18	2,48
90%	10%	0,15	2,69
95%	5%	0,13	2,89

Moments Statistics

Mean	1,28
Sorting	1,45
Skewness	-0,51
Kurtosis	0,89
Uniformity Coefficient	3,60

The analysis is executed according to DS 405.9 extended by sieves to the ½ phi scale

Size Classes and Percentiles are found by linear interpolation

Formulas

Mean (ϕ16%+ϕ84%+ϕ50%) / 3 (Folk and Ward 1957)

Sorting (ϕ84%-ϕ16%) / 4 + (ϕ95%-ϕ5%) / 6,6 (Folk and Ward 1957)

Kurtosis (ϕ95% - ϕ5%) / (2,44 * (ϕ75% - ϕ25%)) (Folk and Ward 1957)

Skewness (ϕ16%+ϕ84% - 2*ϕ50%) / (2*(ϕ84%-ϕ16%)) + (ϕ5%+ϕ95% - 2*ϕ50%) / (2*(ϕ95%-ϕ5%)) (Folk and Ward 1957)

Uniformity Coefficient (d60% / d10%) (dgf-Bulletin 1988)

Mean, sorting, skewness and kurtosis are based on "Amount in sieve". Uniformity coefficient is based on "Amount passing".

Øster Voldgade 10 1350 København K
Tel.: +45 38 14 20 00 Telefax: +45 38 14 20 50
Email: GEUS@geus.dk
www.geus.dk

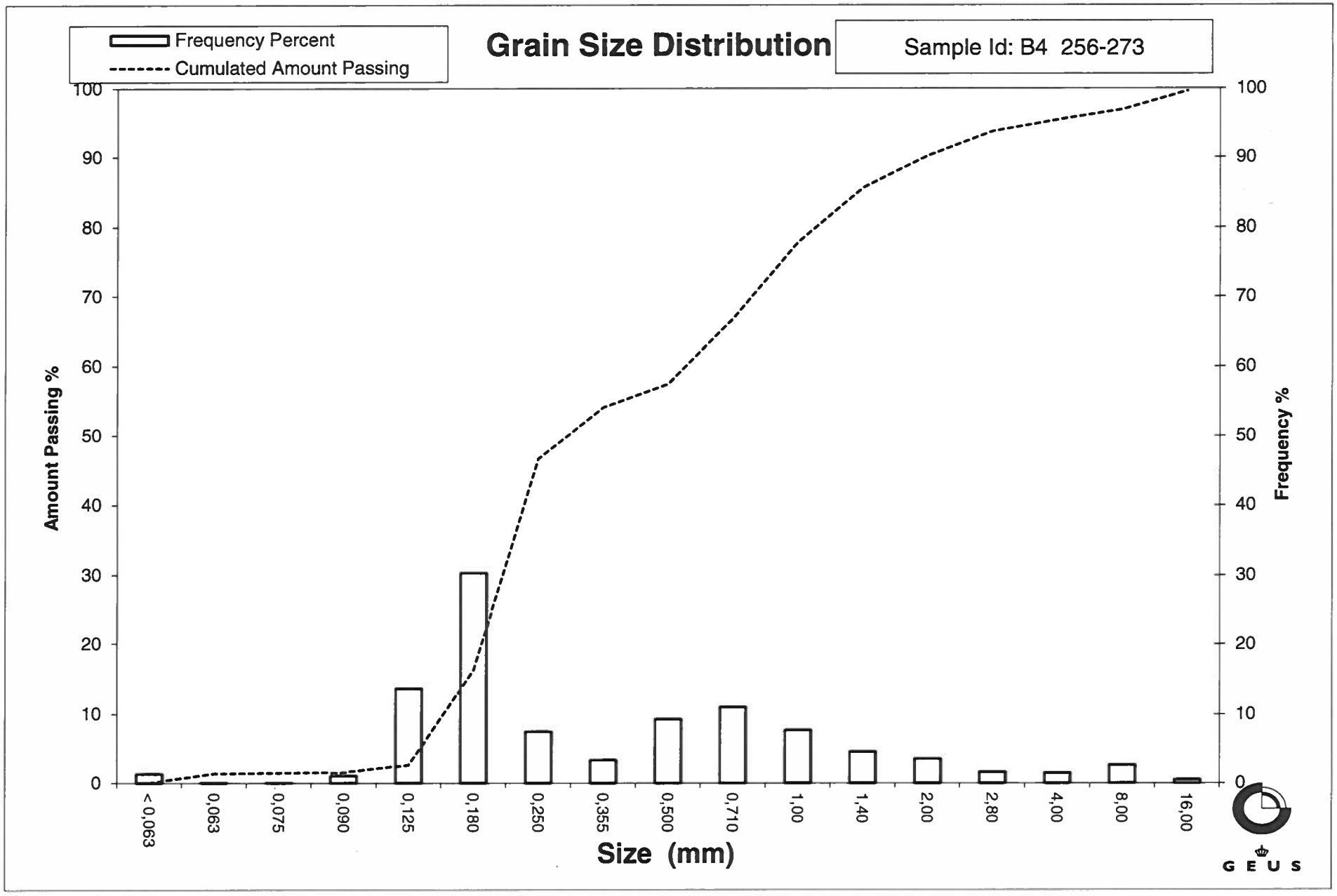
Frequency Percent
Cumulated Amount Passing
Grain Size Distribution
Sample Id: B4 256-273
Amount Passing %
Frequency %
100
90
80
70
60
50
40
30
20
10
0
< 0,063
0,063
0,075
0,090
0,125
0,180
0,250
0,355
0,500
0,710
1,00
1,40
2,00
2,80
4,00
8,00
16,00
Size (mm)
GEUS

Grain Size Distribution
Geotechnical

Sample Id: B4 280-350
Lab. Id: 220491
Projekt Energistyrelsen
Subject: B4
Date: 13-06-2022
Executed: PS/CRL
Remarks:

GEUS

Total Weight 95,21 g

Size Fractions

Sieve Analysis

	Size mm	Size Φ	Weight g	Weight %	Cumulated amount passing %
Gravel	16,00	-4,00	0,00	0,00	100,00
	8,00	-3,00	0,00	0,00	100,00
	4,00	-2,00	0,51	0,54	99,46
	2,80	-1,49	0,28	0,29	99,17
	2,00	-1,00	0,26	0,27	98,90
Sand	1,40	-0,49	0,30	0,32	98,58
	1,00	0,00	0,37	0,39	98,19
	0,710	0,49	0,58	0,61	97,58
	0,500	1,00	0,50	0,53	97,06
	0,355	1,49	0,49	0,51	96,54
	0,250	2,00	1,04	1,09	95,45
	0,180	2,47	14,62	15,36	80,10
	0,125	3,00	55,65	58,45	21,65
	0,090	3,47	17,40	18,28	3,37
	0,075	3,74	1,52	1,60	1,78
	0,063	3,99	0,54	0,57	1,21
	< 0,063	> 3,99	1,15	1,21	0,00

Size Classes (DGF-Bulletin 1 1988)

		Weight %
Silt and clay	(< 0,063 mm):	1,21
Sand, fine	(0,063 mm - 0,200 mm):	83,28
Sand, medium	(0,2 mm - 0,6 mm):	12,83
Sand, coarse	(0,6 mm - 2 mm):	1,59
Gravel	(> 2 mm):	1,10
Sum:		100,00

Moments Measures (Folk and Wards)

Percentile Amount in sieve	Percentile Amount passing	d(mm)	Φ
5%	95%	0,25	2,01
16%	84%	0,20	2,34
25%	75%	0,18	2,51
40%	60%	0,16	2,63
Median 50%	50%	0,15	2,72
75%	25%	0,13	2,96
84%	16%	0,11	3,13
90%	10%	0,10	3,28
95%	5%	0,09	3,42

Moments Statistics

Mean	2,73
Sorting	0,41
Skewness	0,02
Kurtosis	1,28
Uniformity Coefficient	1,57

The analysis is executed according to DS 405.9 extended by sieves to the ½ phi scale

Size Classes and Percentiles are found by linear interpolation

Formulas

Mean (ϕ16%+ϕ84%+ϕ50%) / 3 (Folk and Ward 1957)

Sorting (ϕ84%-ϕ16%) / 4 + (ϕ95%-ϕ5%) / 6,6 (Folk and Ward 1957)

Kurtosis (ϕ95% - ϕ5%) / (2,44 * (ϕ75% - ϕ25%)) (Folk and Ward 1957)

Skewness (ϕ16%+ϕ84% - 2*ϕ50%) / (2*(ϕ84%-ϕ16%)) + (ϕ5%+ϕ95% - 2*ϕ50%) / (2*(ϕ95%-ϕ5%)) (Folk and Ward 1957)

Uniformity Coefficient (d60% / d10%) (dgf-Bulletin 1988)

Mean, sorting, skewness and kurtosis are based on "Amount in sieve". Uniformity coefficient is based on "Amount passing".

Øster Voldgade 10 1350 København K
Tel.: +45 38 14 20 00 Telefax: +45 38 14 20 50
Email: GEUS@geus.dk
www.geus.dk

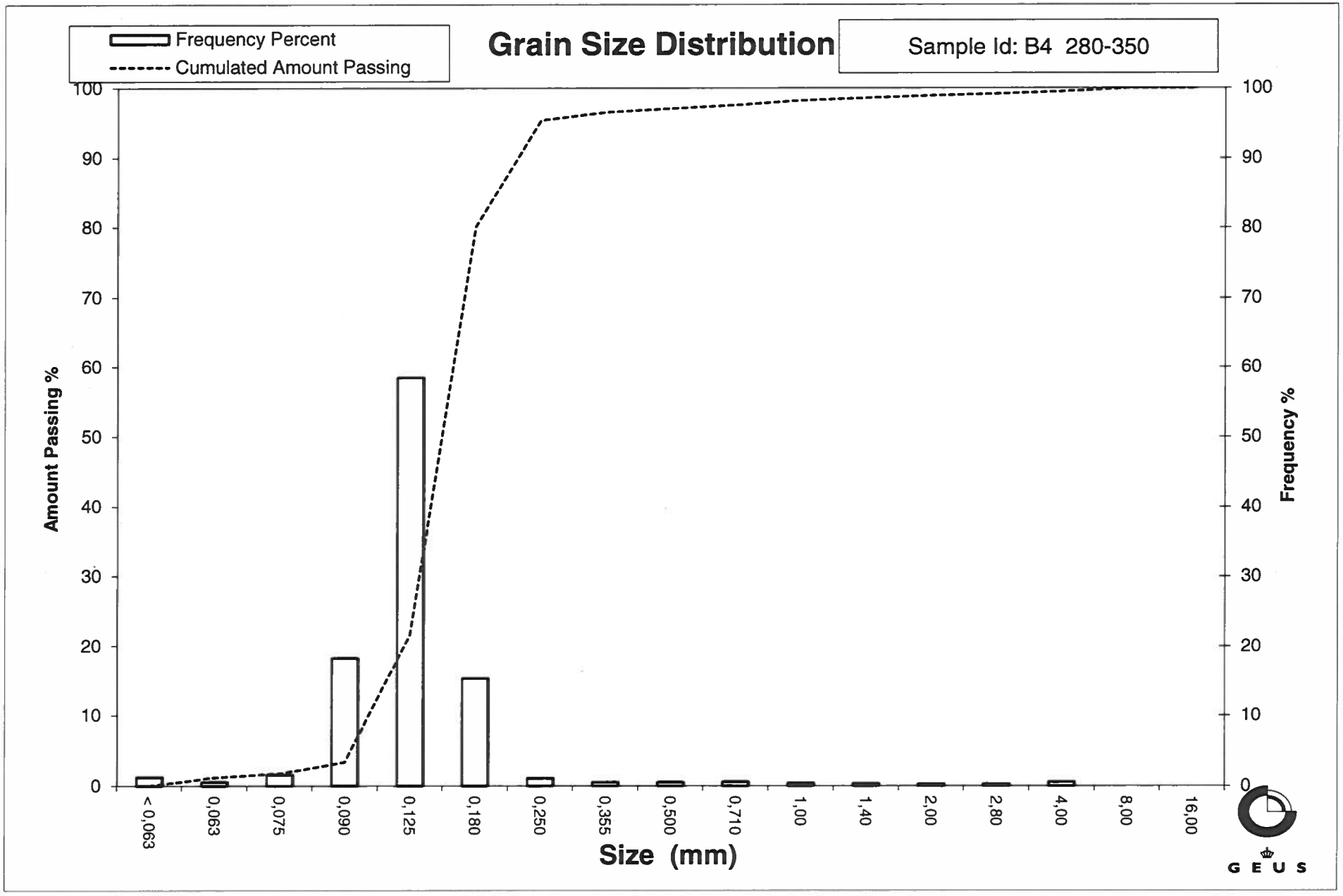
Frequency Percent
Cumulated Amount Passing
Grain Size Distribution
Sample Id: B4 280-350
Amount Passing %
Frequency %
100
90
80
70
60
50
40
30
20
10
0
< 0,063
0,063
0,075
0,090
0,125
0,180
0,250
0,355
0,500
0,710
1,00
1,40
2,00
2,80
4,00
8,00
16,00
Size (mm)
GEUS

Grain Size Distribution
Geotechnical

Sample Id: B5 0-50
Lab. Id: 220437
Projekt Energistyrelsen
Subject: B5
Date: 13-06-2022
Executed: PS/CRL
Remarks: >4mm består af skaller

GEUS

Total Weight 101,59 g

Size Fractions

Sieve Analysis

	Size mm	Size Φ	Weight g	Weight %	Cumulated amount passing %
Gravel	16,00	-4,00	0,00	0,00	100,00
	8,00	-3,00	0,00	0,00	100,00
	4,00	-2,00	0,07	0,07	99,93
	2,80	-1,49	0,06	0,06	99,87
	2,00	-1,00	0,33	0,32	99,55
Sand	1,40	-0,49	2,38	2,34	97,20
	1,00	0,00	5,95	5,86	91,35
	0,710	0,49	8,80	8,66	82,69
	0,500	1,00	18,53	18,24	64,45
	0,355	1,49	28,55	28,10	36,34
	0,250	2,00	26,61	26,19	10,15
	0,180	2,47	8,35	8,22	1,93
	0,125	3,00	0,98	0,96	0,96
	0,090	3,47	0,05	0,05	0,92
	0,075	3,74	0,00	0,00	0,92
	0,063	3,99	0,00	0,00	0,92
	< 0,063	> 3,99	0,93	0,92	0,00

Size Classes (DGF-Bulletin 1 1988)

		Weight %
Silt and clay	(< 0,063 mm):	0,92
Sand, fine	(0,063 mm - 0,200 mm):	3,36
Sand, medium	(0,2 mm - 0,6 mm):	68,85
Sand, coarse	(0,6 mm - 2 mm):	26,42
Gravel	(> 2 mm):	0,45
Sum:		100,00

Moments Measures (Folk and Wards)

Percentile Amount in sieve	Percentile Amount passing	d(mm)	Φ
5%	95%	1,25	-0,32
16%	84%	0,75	0,41
25%	75%	0,62	0,69
40%	60%	0,48	1,07
Median 50%	50%	0,43	1,23
75%	25%	0,31	1,69
84%	16%	0,27	1,87
90%	10%	0,25	2,01
95%	5%	0,21	2,28

Moments Statistics

Mean	1,17
Sorting	0,76
Skewness	-0,16
Kurtosis	1,06
Uniformity Coefficient	1,92

The analysis is executed according to DS 405.9 extended by sieves to the ½ phi scale

Size Classes and Percentiles are found by linear interpolation

Formulas

Mean (ϕ16%+ϕ84%+ϕ50%) / 3 (Folk and Ward 1957)

Sorting (ϕ84%-ϕ16%) / 4 + (ϕ95%-ϕ5%) / 6,6 (Folk and Ward 1957)

Kurtosis (ϕ95% - ϕ5%) / (2,44 * (ϕ75% - ϕ25%)) (Folk and Ward 1957)

Skewness (ϕ16%+ϕ84% - 2*ϕ50%) / (2*(ϕ84%-ϕ16%)) + (ϕ5%+ϕ95% - 2*ϕ50%) / (2*(ϕ95%-ϕ5%)) (Folk and Ward 1957)

Uniformity Coefficient (d60% / d10%) (dgf-Bulletin 1988)

Mean, sorting, skewness and kurtosis are based on "Amount in sieve". Uniformity coefficient is based on "Amount passing".

Øster Voldgade 10 1350 København K
Tel.: +45 38 14 20 00 Telefax: +45 38 14 20 50
Email: GEUS@geus.dk
www.geus.dk

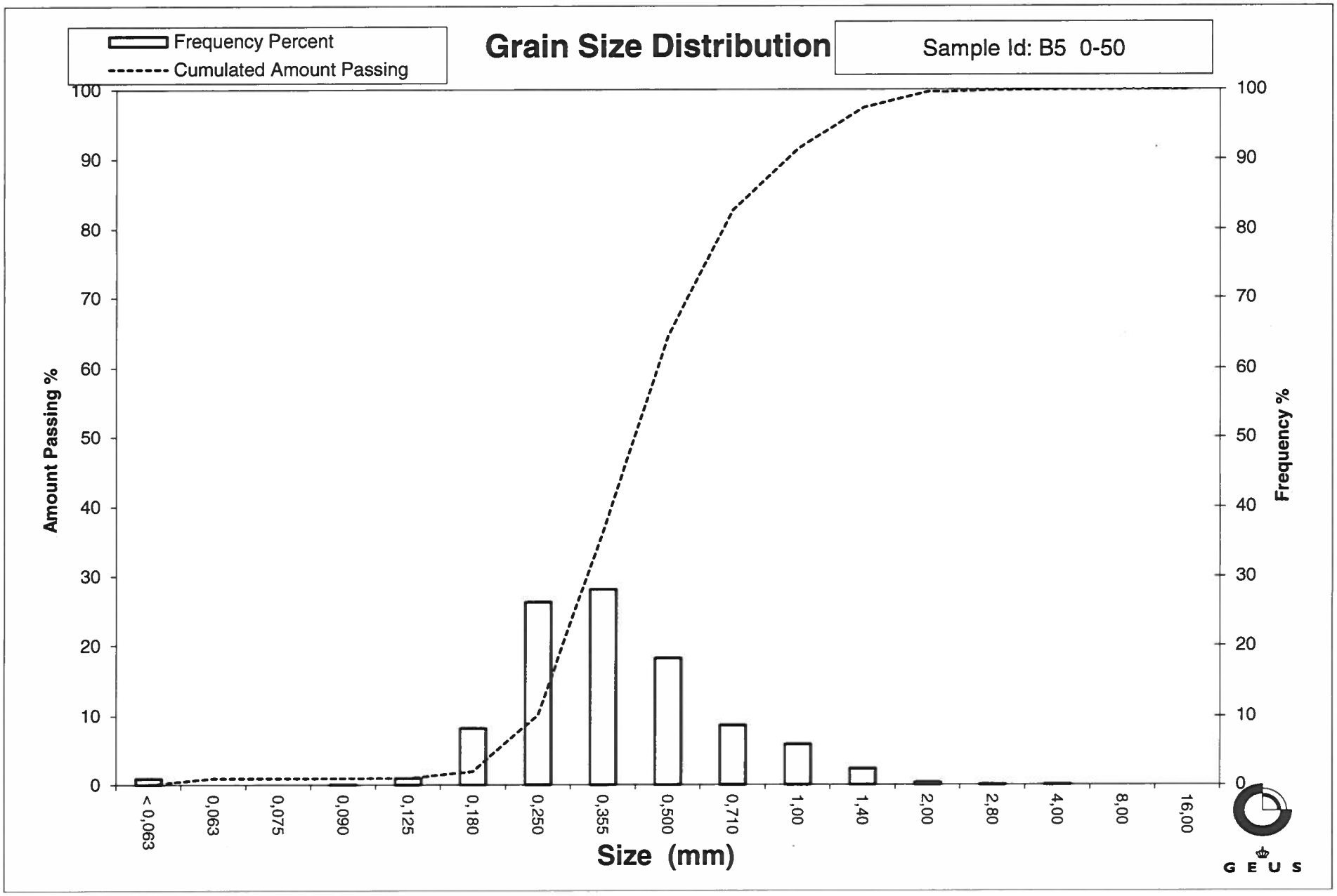
Frequency Percent
Cumulated Amount Passing
Grain Size Distribution
Sample Id: B5 0-50
Amount Passing %
Frequency %
100
90
80
70
60
50
40
30
20
10
0
< 0,063
0,063
0,075
0,090
0,125
0,180
0,250
0,355
0,500
0,710
1,00
1,40
2,00
2,80
4,00
8,00
16,00
Size (mm)
GEUS

Grain Size Distribution
Geotechnical

Sample Id: B5 50-100
Lab. Id: 220438
Projekt Energistyrelsen
Subject: B5
Date: 13-06-2022
Executed: PS/CRL
Remarks:

GEUS

Total Weight 113,07 g

Size Fractions

Sieve Analysis

	Size mm	Size Φ	Weight g	Weight %	Cumulated amount passing %
Gravel	16,00	-4,00	0,00	0,00	100,00
	8,00	-3,00	0,00	0,00	100,00
	4,00	-2,00	0,00	0,00	100,00
	2,80	-1,49	0,07	0,06	99,94
	2,00	-1,00	0,68	0,60	99,34
Sand	1,40	-0,49	3,08	2,72	96,61
	1,00	0,00	6,69	5,92	90,70
	0,710	0,49	8,41	7,44	83,26
	0,500	1,00	20,27	17,93	65,33
	0,355	1,49	34,41	30,43	34,90
	0,250	2,00	28,63	25,32	9,58
	0,180	2,47	9,29	8,22	1,36
	0,125	3,00	0,60	0,53	0,83
	0,090	3,47	0,05	0,04	0,79
	0,075	3,74	0,00	0,00	0,79
	0,063	3,99	0,00	0,00	0,79
	< 0,063	> 3,99	0,89	0,79	0,00

Size Classes (DGF-Bulletin 1 1988)

		Weight %
Silt and clay	(< 0,063 mm):	0,79
Sand, fine	(0,063 mm - 0,200 mm):	2,92
Sand, medium	(0,2 mm - 0,6 mm):	70,16
Sand, coarse	(0,6 mm - 2 mm):	25,47
Gravel	(> 2 mm):	0,66
Sum:		100,00

Moments Measures (Folk and Wards)

Percentile Amount in sieve	Percentile Amount passing	d(mm)	Φ
5%	95%	1,29	-0,37
16%	84%	0,74	0,44
25%	75%	0,61	0,71
40%	60%	0,47	1,08
Median 50%	50%	0,43	1,23
75%	25%	0,31	1,67
84%	16%	0,28	1,85
90%	10%	0,25	1,99
95%	5%	0,21	2,24

Moments Statistics

Mean	1,17
Sorting	0,75
Skewness	-0,17
Kurtosis	1,11
Uniformity Coefficient	1,89

The analysis is executed according to DS 405.9 extended by sieves to the ½ phi scale

Size Classes and Percentiles are found by linear interpolation

Formulas

Mean (ϕ16%+ϕ84%+ϕ50%) / 3 (Folk and Ward 1957)

Sorting (ϕ84%-ϕ16%) / 4 + (ϕ95%-ϕ5%) / 6,6 (Folk and Ward 1957)

Kurtosis (ϕ95% - ϕ5%) / (2,44 * (ϕ75% - ϕ25%)) (Folk and Ward 1957)

Skewness (ϕ16%+ϕ84% - 2*ϕ50%) / (2*(ϕ84%-ϕ16%)) + (ϕ5%+ϕ95% - 2*ϕ50%) / (2*(ϕ95%-ϕ5%)) (Folk and Ward 1957)

Uniformity Coefficient (d60% / d10%) (dgf-Bulletin 1988)

Mean, sorting, skewness and kurtosis are based on "Amount in sieve". Uniformity coefficient is based on "Amount passing".

Øster Voldgade 10 1350 København K
Tel.: +45 38 14 20 00 Telefax: +45 38 14 20 50
Email: GEUS@geus.dk
www.geus.dk

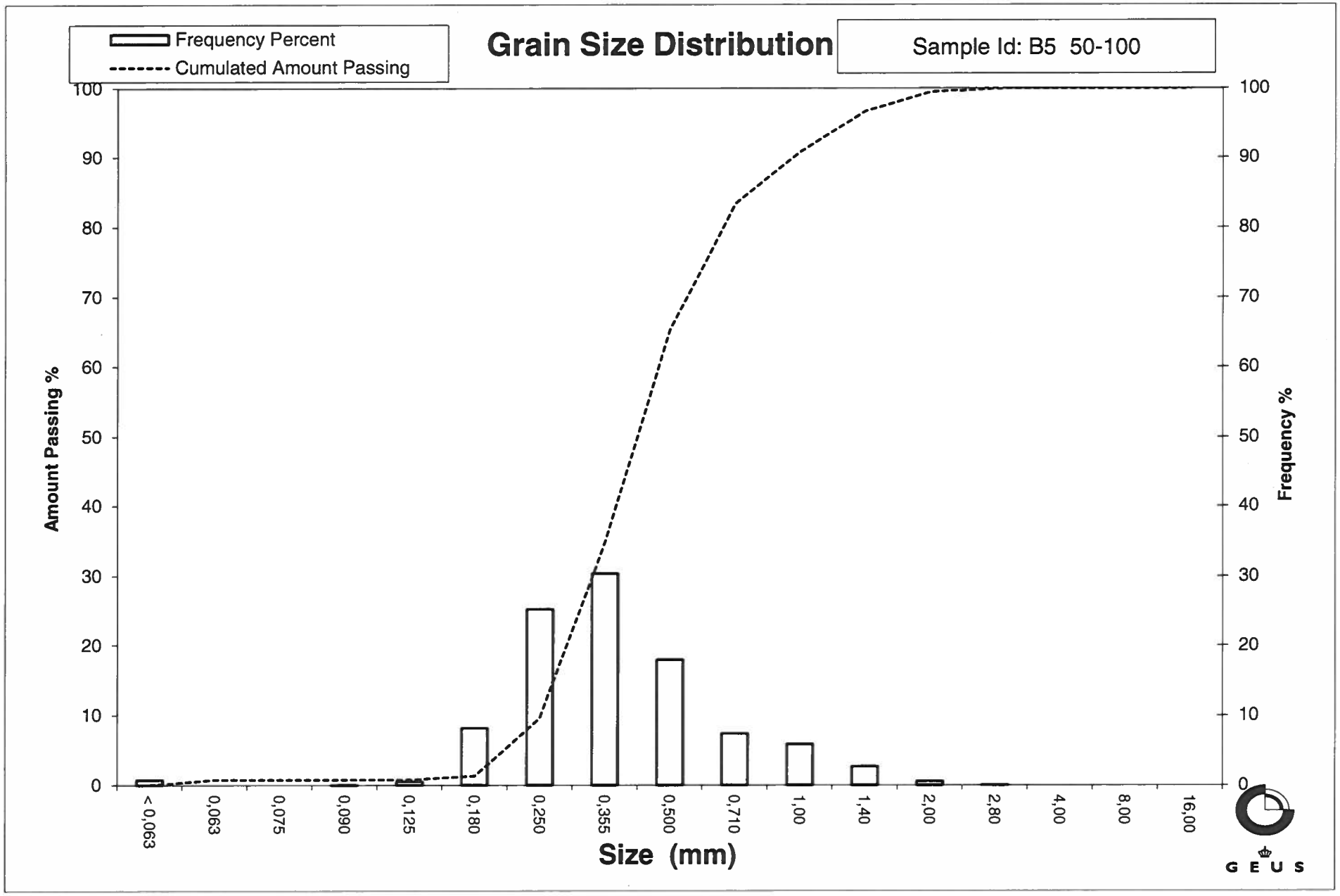
Frequency Percent
Cumulated Amount Passing
Grain Size Distribution
Sample Id: B5 50-100
Amount Passing %
Frequency %
100
90
80
70
60
50
40
30
20
10
0
< 0,063
0,063
0,075
0,090
0,125
0,180
0,250
0,355
0,500
0,710
1,00
1,40
2,00
2,80
4,00
8,00
16,00
Size (mm)
GEUS

Grain Size Distribution
Geotechnical

Sample Id: B5 100-150
Lab. Id: 220439
Projekt Energistyrelsen
Subject: B5
Date: 13-06-2022
Executed: PS/CRL
Remarks:

GEUS

Total Weight 97,81 g

Size Fractions

Sieve Analysis

	Size mm	Size Φ	Weight g	Weight %	Cumulated amount passing %
Gravel	16,00	-4,00	0,00	0,00	100,00
	8,00	-3,00	0,00	0,00	100,00
	4,00	-2,00	0,00	0,00	100,00
	2,80	-1,49	0,00	0,00	100,00
	2,00	-1,00	0,01	0,01	99,99
Sand	1,40	-0,49	0,35	0,36	99,63
	1,00	0,00	1,42	1,45	98,18
	0,710	0,49	2,68	2,74	95,44
	0,500	1,00	11,32	11,57	83,87
	0,355	1,49	28,59	29,23	54,64
	0,250	2,00	39,93	40,82	13,81
	0,180	2,47	11,00	11,25	2,57
	0,125	3,00	1,69	1,73	0,84
	0,090	3,47	0,12	0,12	0,72
	0,075	3,74	0,00	0,00	0,72
	0,063	3,99	0,00	0,00	0,72
	< 0,063	> 3,99	0,70	0,72	0,00

Size Classes (DGF-Bulletin 1 1988)

		Weight %
Silt and clay	(< 0,063 mm):	0,72
Sand, fine	(0,063 mm - 0,200 mm):	5,06
Sand, medium	(0,2 mm - 0,6 mm):	83,60
Sand, coarse	(0,6 mm - 2 mm):	10,61
Gravel	(> 2 mm):	0,01
Sum:		100,00

Moments Measures (Folk and Wards)

Percentile Amount in sieve	Percentile Amount passing	d(mm)	Φ
5%	95%	0,70	0,51
16%	84%	0,50	0,99
25%	75%	0,46	1,13
40%	60%	0,38	1,39
Median 50%	50%	0,34	1,54
75%	25%	0,28	1,84
84%	16%	0,26	1,97
90%	10%	0,23	2,14
95%	5%	0,20	2,36

Moments Statistics

Mean	1,50
Sorting	0,52
Skewness	-0,12
Kurtosis	1,07
Uniformity Coefficient	1,69

The analysis is executed according to DS 405.9 extended by sieves to the ½ phi scale

Size Classes and Percentiles are found by linear interpolation

Formulas

Mean (ϕ16%+ϕ84%+ϕ50%) / 3 (Folk and Ward 1957)

Sorting (ϕ84%-ϕ16%) / 4 + (ϕ95%-ϕ5%) / 6,6 (Folk and Ward 1957)

Kurtosis (ϕ95% - ϕ5%) / (2,44 * (ϕ75% - ϕ25%)) (Folk and Ward 1957)

Skewness (ϕ16%+ϕ84% - 2*ϕ50%) / (2*(ϕ84%-ϕ16%)) + (ϕ5%+ϕ95% - 2*ϕ50%) / (2*(ϕ95%-ϕ5%)) (Folk and Ward 1957)

Uniformity Coefficient (d60% / d10%) (dgf-Bulletin 1988)

Mean, sorting, skewness and kurtosis are based on "Amount in sieve". Uniformity coefficient is based on "Amount passing".

Øster Voldgade 10 1350 København K
Tel.: +45 38 14 20 00 Telefax: +45 38 14 20 50
Email: GEUS@geus.dk
www.geus.dk

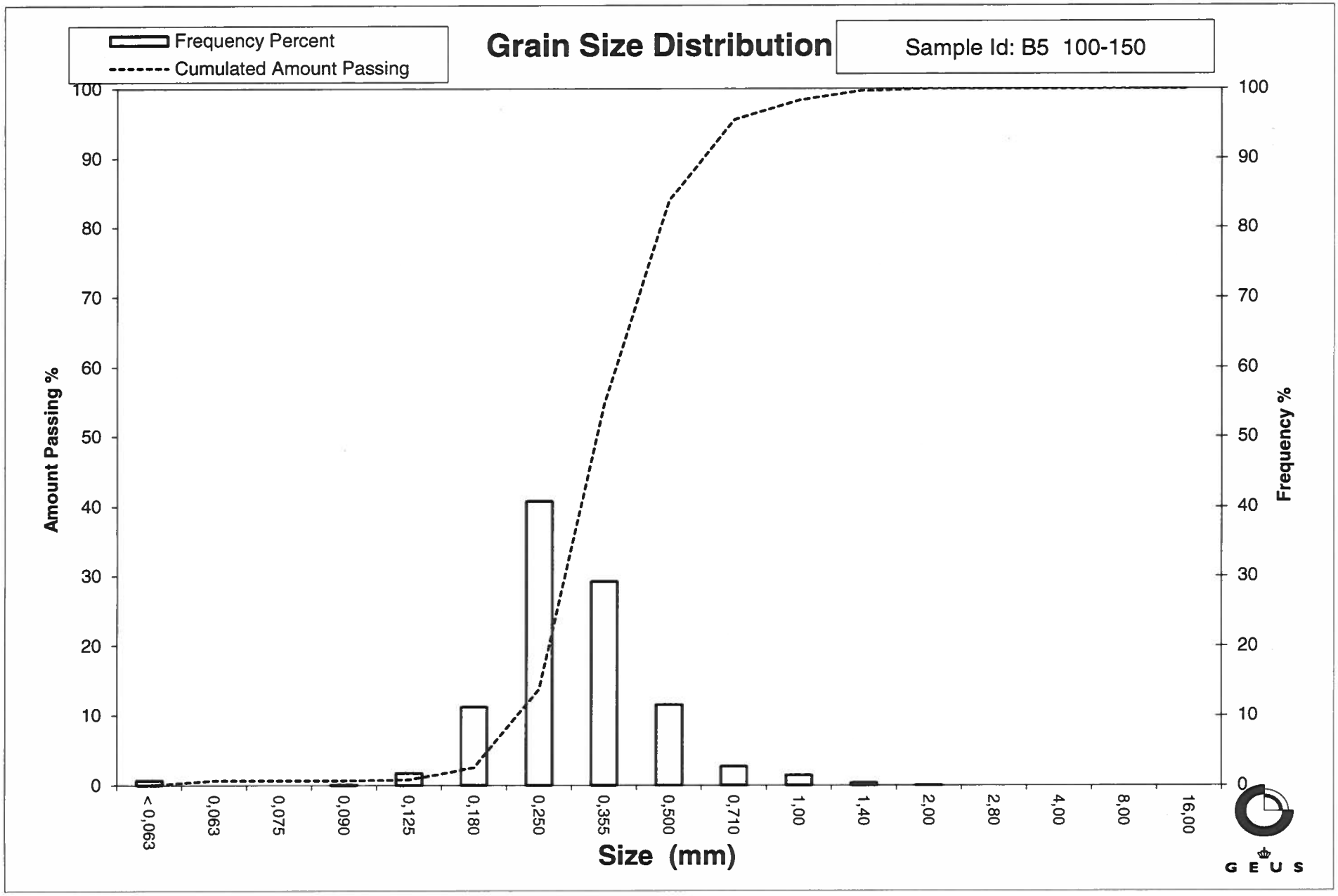
Frequency Percent
Cumulated Amount Passing
Grain Size Distribution
Sample Id: B5 100-150
Amount Passing %
Frequency %
100
90
80
70
60
50
40
30
20
10
0
< 0,063
0,063
0,075
0,090
0,125
0,180
0,250
0,355
0,500
0,710
1,00
1,40
2,00
2,80
4,00
8,00
16,00
Size (mm)
GEUS

Grain Size Distribution
Geotechnical

Sample Id: B5 150-200
Lab. Id: 220440
Projekt Energistyrelsen
Subject: B5
Date: 13-06-2022
Executed: PS/CRL
Remarks: >8mm består af skaller

GEUS

Total Weight 108,53 g

Size Fractions

Sieve Analysis

	Size mm	Size Φ	Weight g	Weight %	Cumulated amount passing %
Gravel	16,00	-4,00	0,00	0,00	100,00
	8,00	-3,00	0,25	0,23	99,77
	4,00	-2,00	0,00	0,00	99,77
	2,80	-1,49	0,27	0,25	99,52
	2,00	-1,00	2,29	2,11	97,41
Sand	1,40	-0,49	8,12	7,48	89,93
	1,00	0,00	12,14	11,19	78,74
	0,710	0,49	7,24	6,67	72,07
	0,500	1,00	12,58	11,59	60,48
	0,355	1,49	24,75	22,80	37,68
	0,250	2,00	29,33	27,02	10,65
	0,180	2,47	8,75	8,06	2,59
	0,125	3,00	1,44	1,33	1,26
	0,090	3,47	0,08	0,07	1,19
	0,075	3,74	0,00	0,00	1,19
	0,063	3,99	0,00	0,00	1,19
	< 0,063	> 3,99	1,29	1,19	0,00

Size Classes (DGF-Bulletin 1 1988)

		Weight %
Silt and clay	(< 0,063 mm):	1,19
Sand, fine	(0,063 mm - 0,200 mm):	3,70
Sand, medium	(0,2 mm - 0,6 mm):	61,11
Sand, coarse	(0,6 mm - 2 mm):	31,41
Gravel	(> 2 mm):	2,59
Sum:		100,00

Moments Measures (Folk and Wards)

Percentile Amount in sieve	Percentile Amount passing	d(mm)	Φ
5%	95%	1,81	-0,85
16%	84%	1,19	-0,25
25%	75%	0,84	0,26
40%	60%	0,50	1,01
Median 50%	50%	0,43	1,21
75%	25%	0,31	1,71
84%	16%	0,27	1,88
90%	10%	0,24	2,03
95%	5%	0,20	2,32

Moments Statistics

Mean	0,95
Sorting	1,01
Skewness	-0,33
Kurtosis	0,89
Uniformity Coefficient	2,03

The analysis is executed according to DS 405.9 extended by sieves to the ½ phi scale

Size Classes and Percentiles are found by linear interpolation

Formulas

Mean (ϕ16%+ϕ84%+ϕ50%) / 3 (Folk and Ward 1957)

Sorting (ϕ84%-ϕ16%) / 4 + (ϕ95%-ϕ5%) / 6,6 (Folk and Ward 1957)

Kurtosis (ϕ95% - ϕ5%) / (2,44 * (ϕ75% - ϕ25%)) (Folk and Ward 1957)

Skewness (ϕ16%+ϕ84% - 2*ϕ50%) / (2*(ϕ84%-ϕ16%)) + (ϕ5%+ϕ95% - 2*ϕ50%) / (2*(ϕ95%-ϕ5%)) (Folk and Ward 1957)

Uniformity Coefficient (d60% / d10%) (dgf-Bulletin 1988)

Mean, sorting, skewness and kurtosis are based on "Amount in sieve". Uniformity coefficient is based on "Amount passing".

Øster Voldgade 10 1350 København K
Tel.: +45 38 14 20 00 Telefax: +45 38 14 20 50
Email: GEUS@geus.dk
www.geus.dk

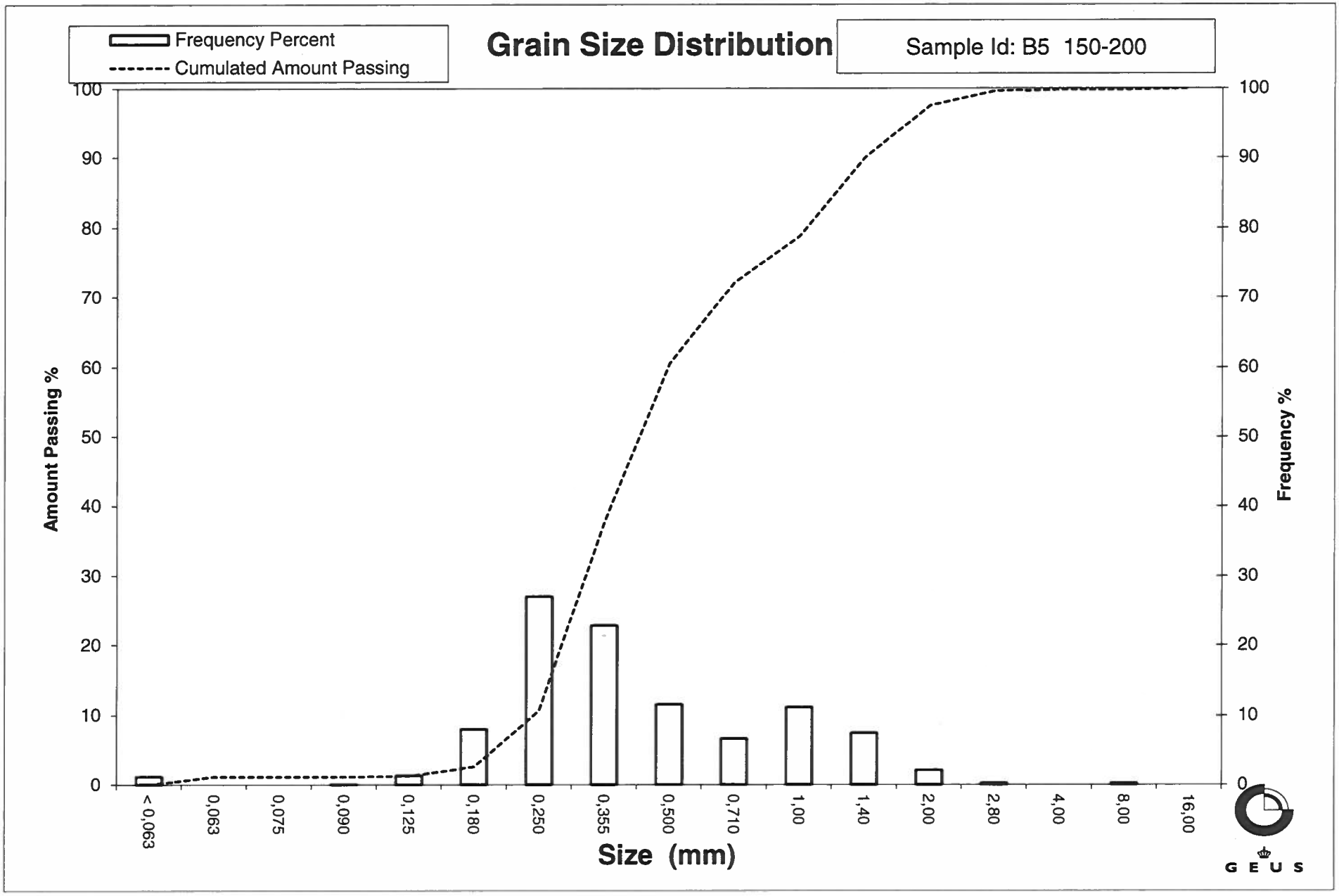
Frequency Percent
Cumulated Amount Passing
Grain Size Distribution
Sample Id: B5 150-200
Amount Passing %
Frequency %
100
90
80
70
60
50
40
30
20
10
0
< 0,063
0,063
0,075
0,090
0,125
0,180
0,250
0,355
0,500
0,710
1,00
1,40
2,00
2,80
4,00
8,00
16,00
Size (mm)
GEUS

Grain Size Distribution
Geotechnical

Sample Id: B5 300-350
Lab. Id: 220441
Projekt Energistyrelsen
Subject: B5
Date: 13-06-2022
Executed: PS/CRL
Remarks:

GEUS

Total Weight 105,06 g

Size Fractions

Sieve Analysis

	Size mm	Size Φ	Weight g	Weight %	Cumulated amount passing %
Gravel	16,00	-4,00	0,00	0,00	100,00
	8,00	-3,00	0,00	0,00	100,00
	4,00	-2,00	0,00	0,00	100,00
	2,80	-1,49	0,00	0,00	100,00
	2,00	-1,00	0,19	0,18	99,82
Sand	1,40	-0,49	0,83	0,79	99,03
	1,00	0,00	3,71	3,53	95,50
	0,710	0,49	10,25	9,76	85,74
	0,500	1,00	24,52	23,34	62,40
	0,355	1,49	28,97	27,57	34,83
	0,250	2,00	25,86	24,61	10,21
	0,180	2,47	7,81	7,43	2,78
	0,125	3,00	1,80	1,71	1,07
	0,090	3,47	0,15	0,14	0,92
	0,075	3,74	0,00	0,00	0,92
	0,063	3,99	0,00	0,00	0,92
	< 0,063	> 3,99	0,97	0,92	0,00

Size Classes (DGF-Bulletin 1 1988)

		Weight %
Silt and clay	(< 0,063 mm):	0,92
Sand, fine	(0,063 mm - 0,200 mm):	3,98
Sand, medium	(0,2 mm - 0,6 mm):	68,61
Sand, coarse	(0,6 mm - 2 mm):	26,30
Gravel	(> 2 mm):	0,18
Sum:		100,00

Moments Measures (Folk and Wards)

Percentile Amount in sieve	Percentile Amount passing	d(mm)	Φ
5%	95%	0,99	0,02
16%	84%	0,69	0,53
25%	75%	0,61	0,71
40%	60%	0,49	1,04
Median 50%	50%	0,43	1,20
75%	25%	0,31	1,68
84%	16%	0,27	1,86
90%	10%	0,25	2,01
95%	5%	0,20	2,32

Moments Statistics

Mean	1,20
Sorting	0,68
Skewness	-0,02
Kurtosis	0,97
Uniformity Coefficient	1,97

The analysis is executed according to DS 405.9 extended by sieves to the ½ phi scale

Size Classes and Percentiles are found by linear interpolation

Formulas

Mean (ϕ16%+ϕ84%+ϕ50%) / 3 (Folk and Ward 1957)

Sorting (ϕ84%-ϕ16%) / 4 + (ϕ95%-ϕ5%) / 6,6 (Folk and Ward 1957)

Kurtosis (ϕ95% - ϕ5%) / (2,44 * (ϕ75% - ϕ25%)) (Folk and Ward 1957)

Skewness (ϕ16%+ϕ84% - 2*ϕ50%) / (2*(ϕ84%-ϕ16%)) + (ϕ5%+ϕ95% - 2*ϕ50%) / (2*(ϕ95%-ϕ5%)) (Folk and Ward 1957)

Uniformity Coefficient (d60% / d10%) (dgf-Bulletin 1988)

Mean, sorting, skewness and kurtosis are based on "Amount in sieve". Uniformity coefficient is based on "Amount passing".

Øster Voldgade 10 1350 København K
Tel.: +45 38 14 20 00 Telefax: +45 38 14 20 50
Email: GEUS@geus.dk
www.geus.dk

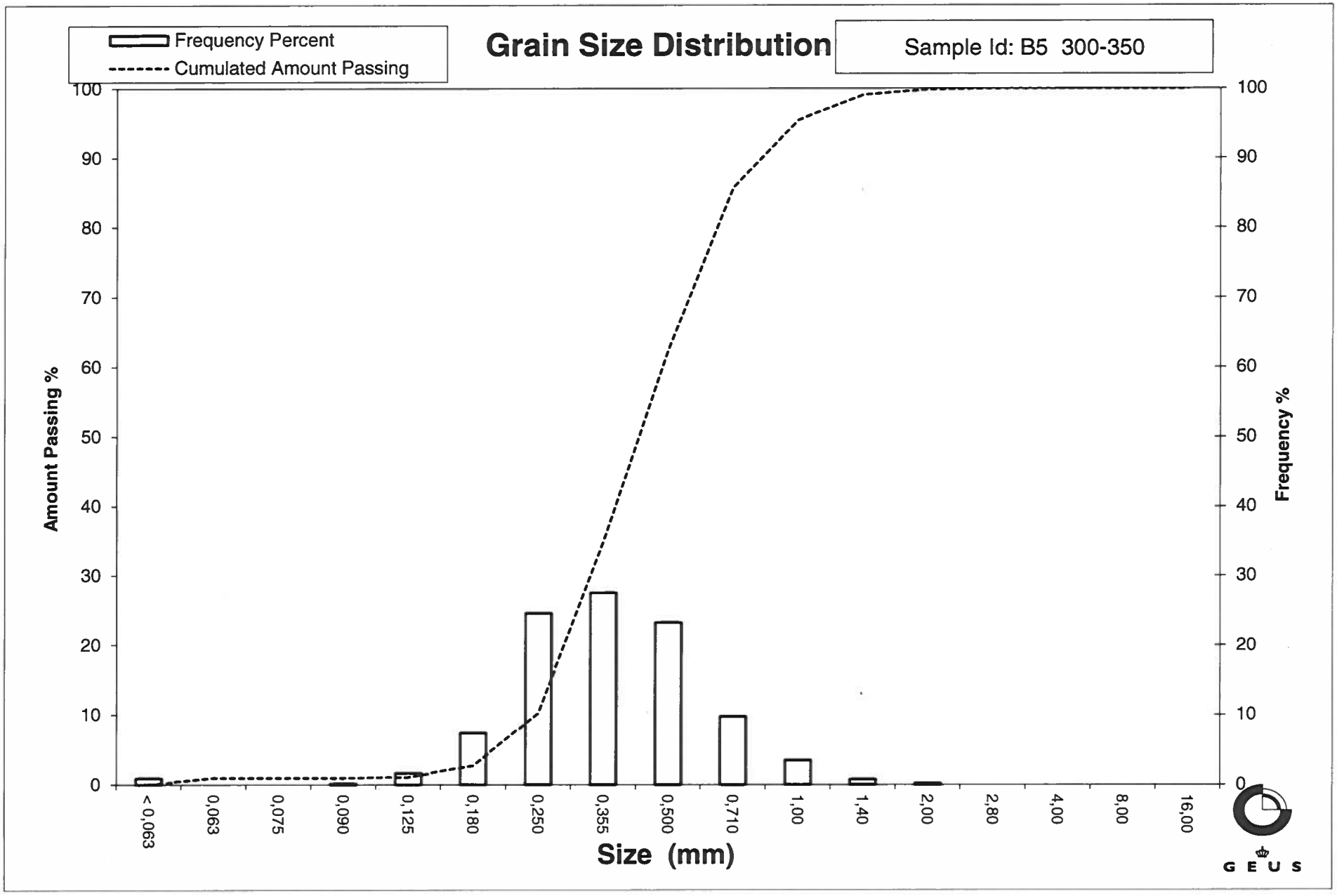
Frequency Percent
Cumulated Amount Passing
Grain Size Distribution
Sample Id: B5 300-350
Amount Passing %
Frequency %
100
90
80
70
60
50
40
30
20
10
0
< 0,063
0,063
0,075
0,090
0,125
0,180
0,250
0,355
0,500
0,710
1,00
1,40
2,00
2,80
4,00
8,00
16,00
Size (mm)
GEUS

Grain Size Distribution
Geotechnical

Sample Id: B5 400-450
Lab. Id: 220442
Projekt Energistyrelsen
Subject: B5
Date: 13-06-2022
Executed: PS/CRL
Remarks:

GEUS

Total Weight 114,52 g

Size Fractions

Sieve Analysis

	Size mm	Size Φ	Weight g	Weight %	Cumulated amount passing %
Gravel	16,00	-4,00	0,00	0,00	100,00
	8,00	-3,00	0,00	0,00	100,00
	4,00	-2,00	0,12	0,10	99,90
	2,80	-1,49	0,35	0,31	99,59
	2,00	-1,00	0,73	0,64	98,95
Sand	1,40	-0,49	1,98	1,73	97,22
	1,00	0,00	8,50	7,42	89,80
	0,710	0,49	13,73	11,99	77,81
	0,500	1,00	22,71	19,83	57,98
	0,355	1,49	30,49	26,62	31,36
	0,250	2,00	26,22	22,90	8,46
	0,180	2,47	7,55	6,59	1,87
	0,125	3,00	1,40	1,22	0,65
	0,090	3,47	0,06	0,05	0,59
	0,075	3,74	0,00	0,00	0,59
	0,063	3,99	0,00	0,00	0,59
	< 0,063	> 3,99	0,68	0,59	0,00

Size Classes (DGF-Bulletin 1 1988)

		Weight %
Silt and clay	(< 0,063 mm):	0,59
Sand, fine	(0,063 mm - 0,200 mm):	3,16
Sand, medium	(0,2 mm - 0,6 mm):	63,67
Sand, coarse	(0,6 mm - 2 mm):	31,53
Gravel	(> 2 mm):	1,05
Sum:		100,00

Moments Measures (Folk and Wards)

Percentile Amount in sieve	Percentile Amount passing	d(mm)	Φ
5%	95%	1,28	-0,36
16%	84%	0,86	0,22
25%	75%	0,68	0,56
40%	60%	0,52	0,94
Median 50%	50%	0,46	1,13
75%	25%	0,33	1,62
84%	16%	0,28	1,81
90%	10%	0,26	1,96
95%	5%	0,21	2,23

Moments Statistics

Mean	1,05
Sorting	0,79
Skewness	-0,15
Kurtosis	1,00
Uniformity Coefficient	2,03

The analysis is executed according to DS 405.9 extended by sieves to the ½ phi scale

Size Classes and Percentiles are found by linear interpolation

Formulas

Mean (ϕ16%+ϕ84%+ϕ50%) / 3 (Folk and Ward 1957)

Sorting (ϕ84%-ϕ16%) / 4 + (ϕ95%-ϕ5%) / 6,6 (Folk and Ward 1957)

Kurtosis (ϕ95% - ϕ5%) / (2,44 * (ϕ75% - ϕ25%)) (Folk and Ward 1957)

Skewness (ϕ16%+ϕ84% - 2*ϕ50%) / (2*(ϕ84%-ϕ16%)) + (ϕ5%+ϕ95% - 2*ϕ50%) / (2*(ϕ95%-ϕ5%)) (Folk and Ward 1957)

Uniformity Coefficient (d60% / d10%) (dgf-Bulletin 1988)

Mean, sorting, skewness and kurtosis are based on "Amount in sieve". Uniformity coefficient is based on "Amount passing".

Øster Voldgade 10 1350 København K
Tel.: +45 38 14 20 00 Telefax: +45 38 14 20 50
Email: GEUS@geus.dk
www.geus.dk

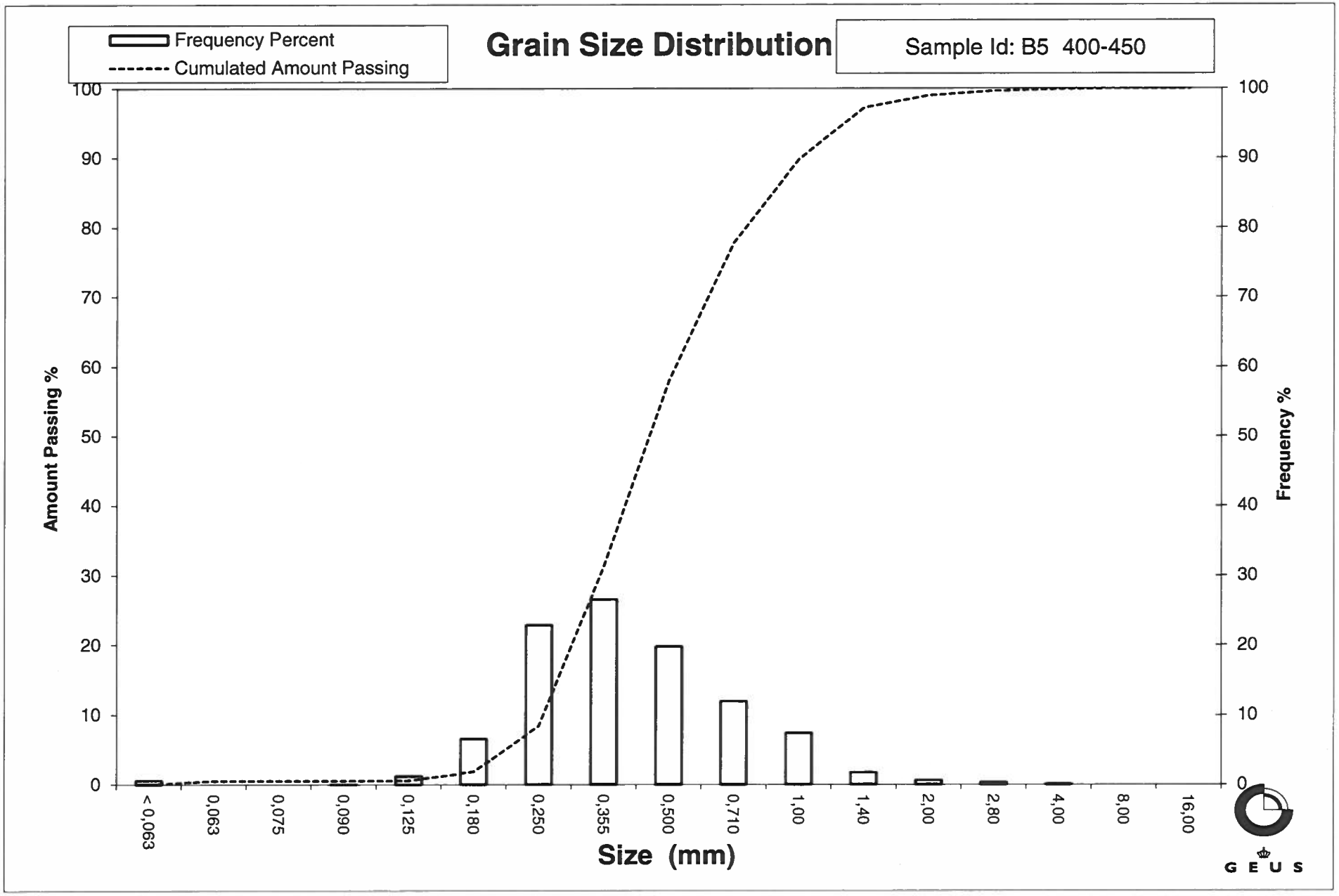
Frequency Percent
Cumulated Amount Passing
Grain Size Distribution
Sample Id: B5 400-450
Amount Passing %
Frequency %
100
90
80
70
60
50
40
30
20
10
0
< 0,063
0,063
0,075
0,090
0,125
0,180
0,250
0,355
0,500
0,710
1,00
1,40
2,00
2,80
4,00
8,00
16,00
Size (mm)
GEUS

Grain Size Distribution
Geotechnical

Sample Id: B11 0-50
Lab. Id: 220512
Projekt Energistyrelsen
Subject: B11
Date: 02-09-2022
Executed: PS/CRL
Remarks: > 2mm består af skaller

GEUS

Total Weight 102,06 g

Size Fractions

Sieve Analysis

	Size mm	Size Φ	Weight g	Weight %	Cumulated amount passing %
Gravel	16,00	-4,00	0,00	0,00	100,00
	8,00	-3,00	0,00	0,00	100,00
	4,00	-2,00	0,03	0,03	99,97
	2,80	-1,49	0,03	0,03	99,94
	2,00	-1,00	0,04	0,04	99,90
Sand	1,40	-0,49	0,05	0,05	99,85
	1,00	0,00	0,59	0,58	99,27
	0,710	0,49	2,64	2,59	96,69
	0,500	1,00	8,59	8,42	88,27
	0,355	1,49	20,48	20,07	68,20
	0,250	2,00	21,31	20,88	47,33
	0,180	2,47	35,10	34,39	12,93
	0,125	3,00	10,06	9,86	3,08
	0,090	3,47	1,10	1,08	2,00
	0,075	3,74	0,15	0,15	1,85
	0,063	3,99	0,29	0,28	1,57
	< 0,063	> 3,99	1,60	1,57	0,00

Size Classes (DGF-Bulletin 1 1988)

		Weight %
Silt and clay	(< 0,063 mm):	1,57
Sand, fine	(0,063 mm - 0,200 mm):	21,19
Sand, medium	(0,2 mm - 0,6 mm):	69,52
Sand, coarse	(0,6 mm - 2 mm):	7,62
Gravel	(> 2 mm):	0,10
Sum:		100,00

Moments Measures (Folk and Wards)

Percentile Amount in sieve	Percentile Amount passing	d(mm)	Φ
5%	95%	0,67	0,58
16%	84%	0,47	1,09
25%	75%	0,40	1,31
40%	60%	0,31	1,67
Median 50%	50%	0,26	1,92
75%	25%	0,20	2,29
84%	16%	0,19	2,42
90%	10%	0,16	2,61
95%	5%	0,14	2,88

Moments Statistics

Mean	1,81
Sorting	0,68
Skewness	-0,21
Kurtosis	0,96
Uniformity Coefficient	1,92

The analysis is executed according to DS 405.9 extended by sieves to the ½ phi scale

Size Classes and Percentiles are found by linear interpolation

Formulas

Mean (ϕ16%+ϕ84%+ϕ50%) / 3 (Folk and Ward 1957)

Sorting (ϕ84%-ϕ16%) / 4 + (ϕ95%-ϕ5%) / 6,6 (Folk and Ward 1957)

Kurtosis (ϕ95% - ϕ5%) / (2,44 * (ϕ75% - ϕ25%)) (Folk and Ward 1957)

Skewness (ϕ16%+ϕ84% - 2*ϕ50%) / (2*(ϕ84%-ϕ16%)) + (ϕ5%+ϕ95% - 2*ϕ50%) / (2*(ϕ95%-ϕ5%)) (Folk and Ward 1957)

Uniformity Coefficient (d60% / d10%) (dgf-Bulletin 1988)

Mean, sorting, skewness and kurtosis are based on "Amount in sieve". Uniformity coefficient is based on "Amount passing".

Øster Voldgade 10 1350 København K
Tel.: +45 38 14 20 00 Telefax: +45 38 14 20 50
Email: GEUS@geus.dk
www.geus.dk

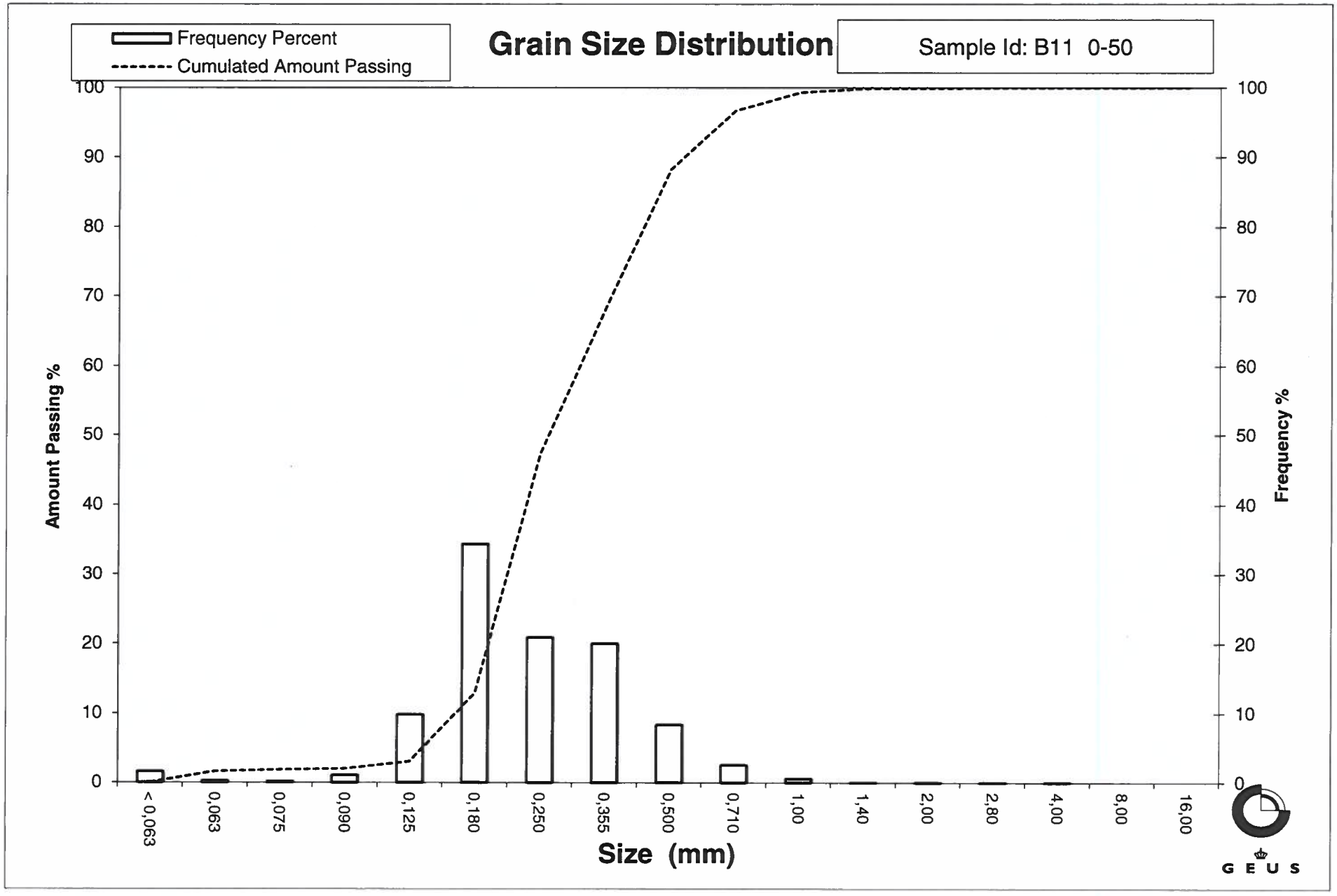
Frequency Percent
Cumulated Amount Passing
Grain Size Distribution
Sample Id: B11 0-50
Amount Passing %
Frequency %
100
90
80
70
60
50
40
30
20
10
0
< 0,063
0,063
0,075
0,090
0,125
0,180
0,250
0,355
0,500
0,710
1,00
1,40
2,00
2,80
4,00
8,00
16,00
Size (mm)
GEUS

Grain Size Distribution
Geotechnical

Sample Id: B11 175-205
Lab. Id: 220513
Projekt Energistyrelsen
Subject: B11
Date: 02-09-2022
Executed: PS/CRL
Remarks: >4mm består af skaller

GEUS

Total Weight 104,48 g

Size Fractions

Sieve Analysis

	Size mm	Size Φ	Weight g	Weight %	Cumulated amount passing %
Gravel	16,00	-4,00	0,00	0,00	100,00
	8,00	-3,00	0,00	0,00	100,00
	4,00	-2,00	0,08	0,08	99,92
	2,80	-1,49	0,00	0,00	99,92
	2,00	-1,00	0,00	0,00	99,92
Sand	1,40	-0,49	0,00	0,00	99,92
	1,00	0,00	0,00	0,00	99,92
	0,710	0,49	0,09	0,09	99,84
	0,500	1,00	1,54	1,47	98,36
	0,355	1,49	7,20	6,89	91,47
	0,250	2,00	17,60	16,85	74,63
	0,180	2,47	41,27	39,50	35,13
	0,125	3,00	28,09	26,89	8,24
	0,090	3,47	2,57	2,46	5,78
	0,075	3,74	0,40	0,38	5,40
	0,063	3,99	0,68	0,65	4,75
	< 0,063	> 3,99	4,96	4,75	0,00

Size Classes (DGF-Bulletin 1 1988)

		Weight %
Silt and clay	(< 0,063 mm):	4,75
Sand, fine	(0,063 mm - 0,200 mm):	41,66
Sand, medium	(0,2 mm - 0,6 mm):	52,65
Sand, coarse	(0,6 mm - 2 mm):	0,86
Gravel	(> 2 mm):	0,08
Sum:		100,00

Moments Measures (Folk and Wards)

Percentile Amount in sieve	Percentile Amount passing	d(mm)	Φ
5%	95%	0,43	1,22
16%	84%	0,31	1,70
25%	75%	0,25	1,99
40%	60%	0,22	2,16
Median 50%	50%	0,21	2,28
75%	25%	0,16	2,65
84%	16%	0,14	2,83
90%	10%	0,13	2,96
95%	5%	0,07	3,89

Moments Statistics

Mean	2,27
Sorting	0,69
Skewness	0,09
Kurtosis	1,65
Uniformity Coefficient	1,74

The analysis is executed according to DS 405.9 extended by sieves to the ½ phi scale

Size Classes and Percentiles are found by linear interpolation

Formulas

Mean (ϕ16%+ϕ84%+ϕ50%) / 3 (Folk and Ward 1957)

Sorting (ϕ84%-ϕ16%) / 4 + (ϕ95%-ϕ5%) / 6,6 (Folk and Ward 1957)

Kurtosis (ϕ95% - ϕ5%) / (2,44 * (ϕ75% - ϕ25%)) (Folk and Ward 1957)

Skewness (ϕ16%+ϕ84% - 2*ϕ50%) / (2*(ϕ84%-ϕ16%)) + (ϕ5%+ϕ95% - 2*ϕ50%) / (2*(ϕ95%-ϕ5%)) (Folk and Ward 1957)

Uniformity Coefficient (d60% / d10%) (dgf-Bulletin 1988)

Mean, sorting, skewness and kurtosis are based on "Amount in sieve". Uniformity coefficient is based on "Amount passing".

Øster Voldgade 10 1350 København K
Tel.: +45 38 14 20 00 Telefax: +45 38 14 20 50
Email: GEUS@geus.dk
www.geus.dk

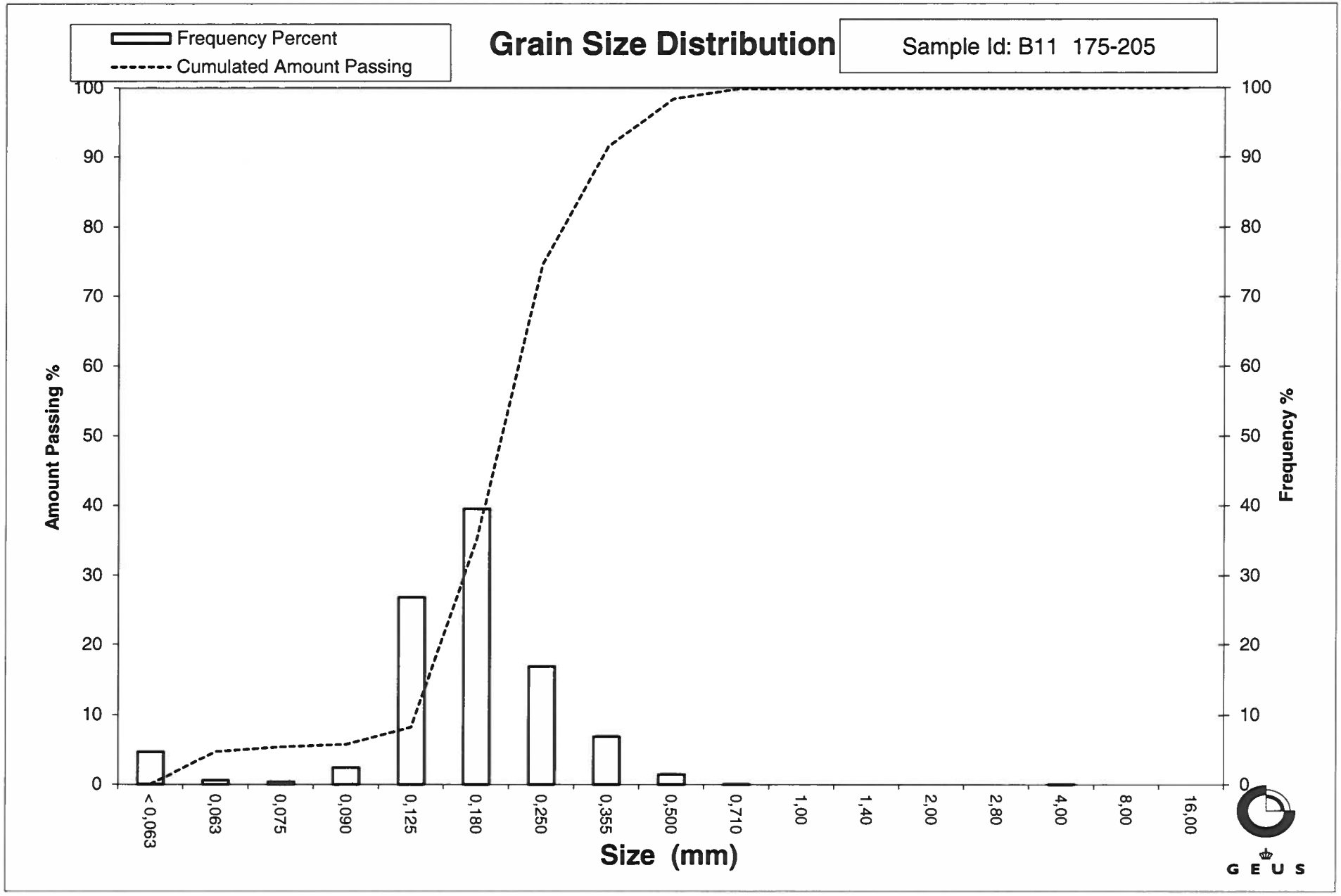
Frequency Percent
Cumulated Amount Passing
Grain Size Distribution
Sample Id: B11 175-205
Amount Passing %
Frequency %
100
90
80
70
60
50
40
30
20
10
0
< 0,063
0,063
0,075
0,090
0,125
0,180
0,250
0,355
0,500
0,710
1,00
1,40
2,00
2,80
4,00
8,00
16,00
Size (mm)
GEUS

Grain Size Distribution
Geotechnical

Sample Id: B14 0-50
Lab. Id: 220514
Projekt Energistyrelsen
Subject: B14
Date: 02-09-2022
Executed: PS/CRL
Remarks:

GEUS

Total Weight 110,1 g

Size Fractions

Sieve Analysis

	Size mm	Size Φ	Weight g	Weight %	Cumulated amount passing %
Gravel	16,00	-4,00	0,00	0,00	100,00
	8,00	-3,00	0,00	0,00	100,00
	4,00	-2,00	0,00	0,00	100,00
	2,80	-1,49	0,08	0,07	99,93
	2,00	-1,00	0,01	0,01	99,92
Sand	1,40	-0,49	0,88	0,80	99,12
	1,00	0,00	3,59	3,26	95,86
	0,710	0,49	6,25	5,68	90,18
	0,500	1,00	13,45	12,22	77,97
	0,355	1,49	29,03	26,37	51,60
	0,250	2,00	41,96	38,11	13,49
	0,180	2,47	12,84	11,66	1,83
	0,125	3,00	0,75	0,68	1,14
	0,090	3,47	0,10	0,09	1,05
	0,075	3,74	0,00	0,00	1,05
	0,063	3,99	0,00	0,00	1,05
	< 0,063	> 3,99	1,16	1,05	0,00

Size Classes (DGF-Bulletin 1 1988)

		Weight %
Silt and clay	(< 0,063 mm):	1,05
Sand, fine	(0,063 mm - 0,200 mm):	4,10
Sand, medium	(0,2 mm - 0,6 mm):	78,63
Sand, coarse	(0,6 mm - 2 mm):	16,14
Gravel	(> 2 mm):	0,08
Sum:		100,00

Moments Measures (Folk and Wards)

Percentile Amount in sieve	Percentile Amount passing	d(mm)	Φ
5%	95%	0,96	0,06
16%	84%	0,60	0,73
25%	75%	0,48	1,05
40%	60%	0,40	1,32
Median 50%	50%	0,35	1,51
75%	25%	0,28	1,83
84%	16%	0,26	1,96
90%	10%	0,23	2,13
95%	5%	0,20	2,33

Moments Statistics

Mean	1,40
Sorting	0,65
Skewness	-0,28
Kurtosis	1,19
Uniformity Coefficient	1,75

The analysis is executed according to DS 405.9 extended by sieves to the ½ phi scale

Size Classes and Percentiles are found by linear interpolation

Formulas

Mean (ϕ16%+ϕ84%+ϕ50%) / 3 (Folk and Ward 1957)

Sorting (ϕ84%-ϕ16%) / 4 + (ϕ95%-ϕ5%) / 6,6 (Folk and Ward 1957)

Kurtosis (ϕ95% - ϕ5%) / (2,44 * (ϕ75% - ϕ25%)) (Folk and Ward 1957)

Skewness (ϕ16%+ϕ84% - 2*ϕ50%) / (2*(ϕ84%-ϕ16%)) + (ϕ5%+ϕ95% - 2*ϕ50%) / (2*(ϕ95%-ϕ5%)) (Folk and Ward 1957)

Uniformity Coefficient (d60% / d10%) (dgf-Bulletin 1988)

Mean, sorting, skewness and kurtosis are based on "Amount in sieve". Uniformity coefficient is based on "Amount passing".

Øster Voldgade 10 1350 København K
Tel.: +45 38 14 20 00 Telefax: +45 38 14 20 50
Email: GEUS@geus.dk
www.geus.dk

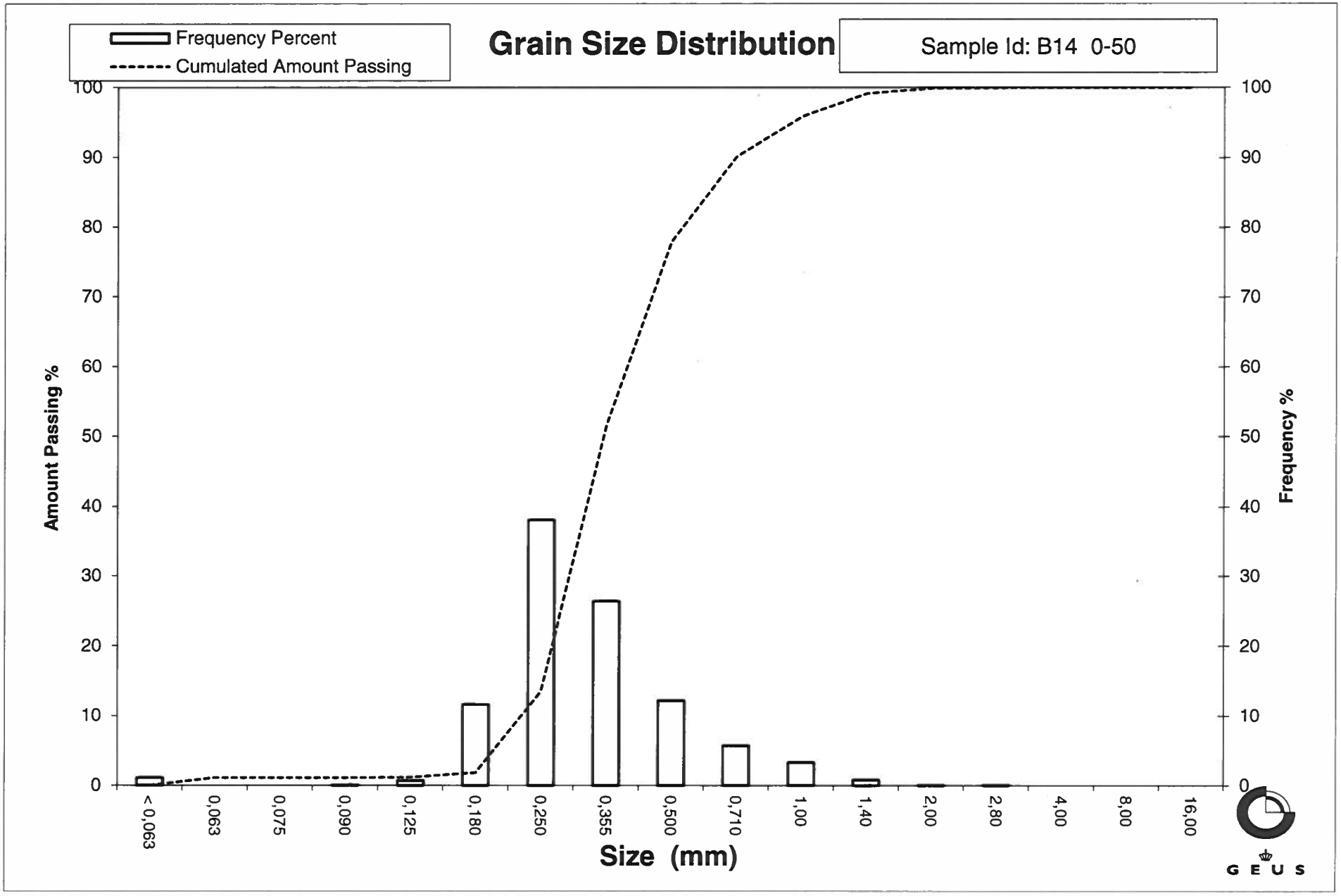
Frequency Percent
Cumulated Amount Passing
Grain Size Distribution
Sample Id: B14 0-50
Amount Passing %
Frequency %
100
90
80
70
60
50
40
30
20
10
0
< 0,063
0,063
0,075
0,090
0,125
0,180
0,250
0,355
0,500
0,710
1,00
1,40
2,00
2,80
4,00
8,00
16,00
Size (mm)
GEUS

Grain Size Distribution
Geotechnical

Sample Id: B14 100-150
Lab. Id: 220515
Projekt Energistyrelsen
Subject: B14
Date: 02-09-2022
Executed: PS/CRL
Remarks:

GEUS

Total Weight 107,23 g

Size Fractions

Sieve Analysis

	Size mm	Size Φ	Weight g	Weight %	Cumulated amount passing %
Gravel	16,00	-4,00	0,00	0,00	100,00
	8,00	-3,00	0,00	0,00	100,00
	4,00	-2,00	0,00	0,00	100,00
	2,80	-1,49	0,00	0,00	100,00
	2,00	-1,00	0,00	0,00	100,00
Sand	1,40	-0,49	0,02	0,02	99,98
	1,00	0,00	0,73	0,68	99,30
	0,710	0,49	1,70	1,59	97,72
	0,500	1,00	9,81	9,15	88,57
	0,355	1,49	22,59	21,07	67,50
	0,250	2,00	45,73	42,65	24,85
	0,180	2,47	22,13	20,64	4,22
	0,125	3,00	3,01	2,81	1,41
	0,090	3,47	0,23	0,21	1,19
	0,075	3,74	0,04	0,04	1,16
	0,063	3,99	0,08	0,07	1,08
	< 0,063	> 3,99	1,16	1,08	0,00

Size Classes (DGF-Bulletin 1 1988)

		Weight %
Silt and clay	(< 0,063 mm):	1,08
Sand, fine	(0,063 mm - 0,200 mm):	9,03
Sand, medium	(0,2 mm - 0,6 mm):	82,81
Sand, coarse	(0,6 mm - 2 mm):	7,08
Gravel	(> 2 mm):	0,00
Sum:		100,00

Moments Measures (Folk and Wards)

Percentile Amount in sieve	Percentile Amount passing	d(mm)	Φ
5%	95%	0,65	0,63
16%	84%	0,47	1,09
25%	75%	0,41	1,30
40%	60%	0,34	1,57
Median 50%	50%	0,31	1,68
75%	25%	0,25	2,00
84%	16%	0,22	2,18
90%	10%	0,20	2,32
95%	5%	0,18	2,45

Moments Statistics

Mean	1,65
Sorting	0,55
Skewness	-0,12
Kurtosis	1,07
Uniformity Coefficient	1,69

The analysis is executed according to DS 405.9 extended by sieves to the ½ phi scale

Size Classes and Percentiles are found by linear interpolation

Formulas

Mean (ϕ16%+ϕ84%+ϕ50%) / 3 (Folk and Ward 1957)

Sorting (ϕ84%-ϕ16%) / 4 + (ϕ95%-ϕ5%) / 6,6 (Folk and Ward 1957)

Kurtosis (ϕ95% - ϕ5%) / (2,44 * (ϕ75% - ϕ25%)) (Folk and Ward 1957)

Skewness (ϕ16%+ϕ84% - 2*ϕ50%) / (2*(ϕ84%-ϕ16%)) + (ϕ5%+ϕ95% - 2*ϕ50%) / (2*(ϕ95%-ϕ5%)) (Folk and Ward 1957)

Uniformity Coefficient (d60% / d10%) (dgf-Bulletin 1988)

Mean, sorting, skewness and kurtosis are based on "Amount in sieve". Uniformity coefficient is based on "Amount passing".

Øster Voldgade 10 1350 København K
Tel.: +45 38 14 20 00 Telefax: +45 38 14 20 50
Email: GEUS@geus.dk
www.geus.dk

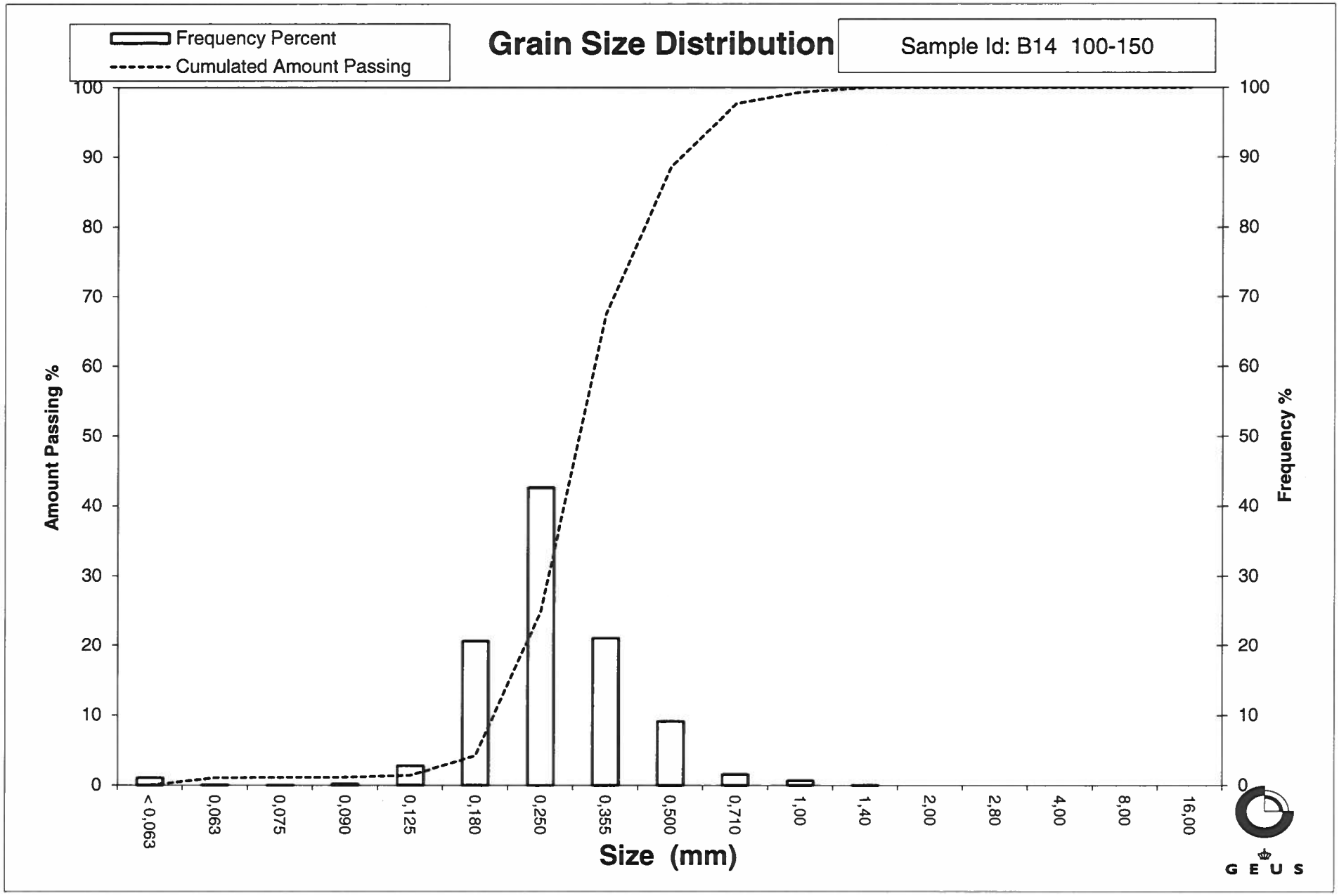
Frequency Percent
Cumulated Amount Passing
Grain Size Distribution
Sample Id: B14 100-150
Amount Passing %
Frequency %
100
90
80
70
60
50
40
30
20
10
0
< 0,063
0,063
0,075
0,090
0,125
0,180
0,250
0,355
0,500
0,710
1,00
1,40
2,00
2,80
4,00
8,00
16,00
Size (mm)
GEUS

Grain Size Distribution
Geotechnical

Sample Id: B14 200-250
Lab. Id: 220516
Projekt Energistyrelsen
Subject: B14
Date: 02-09-2022
Executed: PS/CRL
Remarks:

GEUS

Total Weight 112,13 g

Size Fractions

Sieve Analysis

	Size mm	Size Φ	Weight g	Weight %	Cumulated amount passing %
Gravel	16,00	-4,00	0,00	0,00	100,00
	8,00	-3,00	0,00	0,00	100,00
	4,00	-2,00	0,00	0,00	100,00
	2,80	-1,49	0,00	0,00	100,00
	2,00	-1,00	0,06	0,05	99,95
Sand	1,40	-0,49	0,37	0,33	99,62
	1,00	0,00	2,46	2,19	97,42
	0,710	0,49	5,20	4,64	92,79
	0,500	1,00	17,66	15,75	77,04
	0,355	1,49	35,67	31,81	45,22
	0,250	2,00	36,96	32,96	12,26
	0,180	2,47	11,73	10,46	1,80
	0,125	3,00	0,90	0,80	1,00
	0,090	3,47	0,08	0,07	0,93
	0,075	3,74	0,00	0,00	0,93
	0,063	3,99	0,00	0,00	0,93
	< 0,063	> 3,99	1,04	0,93	0,00

Size Classes (DGF-Bulletin 1 1988)

		Weight %
Silt and clay	(< 0,063 mm):	0,93
Sand, fine	(0,063 mm - 0,200 mm):	3,86
Sand, medium	(0,2 mm - 0,6 mm):	79,75
Sand, coarse	(0,6 mm - 2 mm):	15,41
Gravel	(> 2 mm):	0,05
Sum:		100,00

Moments Measures (Folk and Wards)

Percentile Amount in sieve	Percentile Amount passing	d(mm)	Φ
5%	95%	0,85	0,24
16%	84%	0,59	0,75
25%	75%	0,49	1,03
40%	60%	0,42	1,24
Median 50%	50%	0,38	1,41
75%	25%	0,29	1,78
84%	16%	0,26	1,93
90%	10%	0,23	2,09
95%	5%	0,20	2,31

Moments Statistics

Mean	1,37
Sorting	0,61
Skewness	-0,12
Kurtosis	1,12
Uniformity Coefficient	1,80

The analysis is executed according to DS 405.9 extended by sieves to the ½ phi scale

Size Classes and Percentiles are found by linear interpolation

Formulas

Mean (ϕ16%+ϕ84%+ϕ50%) / 3 (Folk and Ward 1957)

Sorting (ϕ84%-ϕ16%) / 4 + (ϕ95%-ϕ5%) / 6,6 (Folk and Ward 1957)

Kurtosis (ϕ95% - ϕ5%) / (2,44 * (ϕ75% - ϕ25%)) (Folk and Ward 1957)

Skewness (ϕ16%+ϕ84% - 2*ϕ50%) / (2*(ϕ84%-ϕ16%)) + (ϕ5%+ϕ95% - 2*ϕ50%) / (2*(ϕ95%-ϕ5%)) (Folk and Ward 1957)

Uniformity Coefficient (d60% / d10%) (dgf-Bulletin 1988)

Mean, sorting, skewness and kurtosis are based on "Amount in sieve". Uniformity coefficient is based on "Amount passing".

Øster Voldgade 10 1350 København K
Tel.: +45 38 14 20 00 Telefax: +45 38 14 20 50
Email: GEUS@geus.dk
www.geus.dk

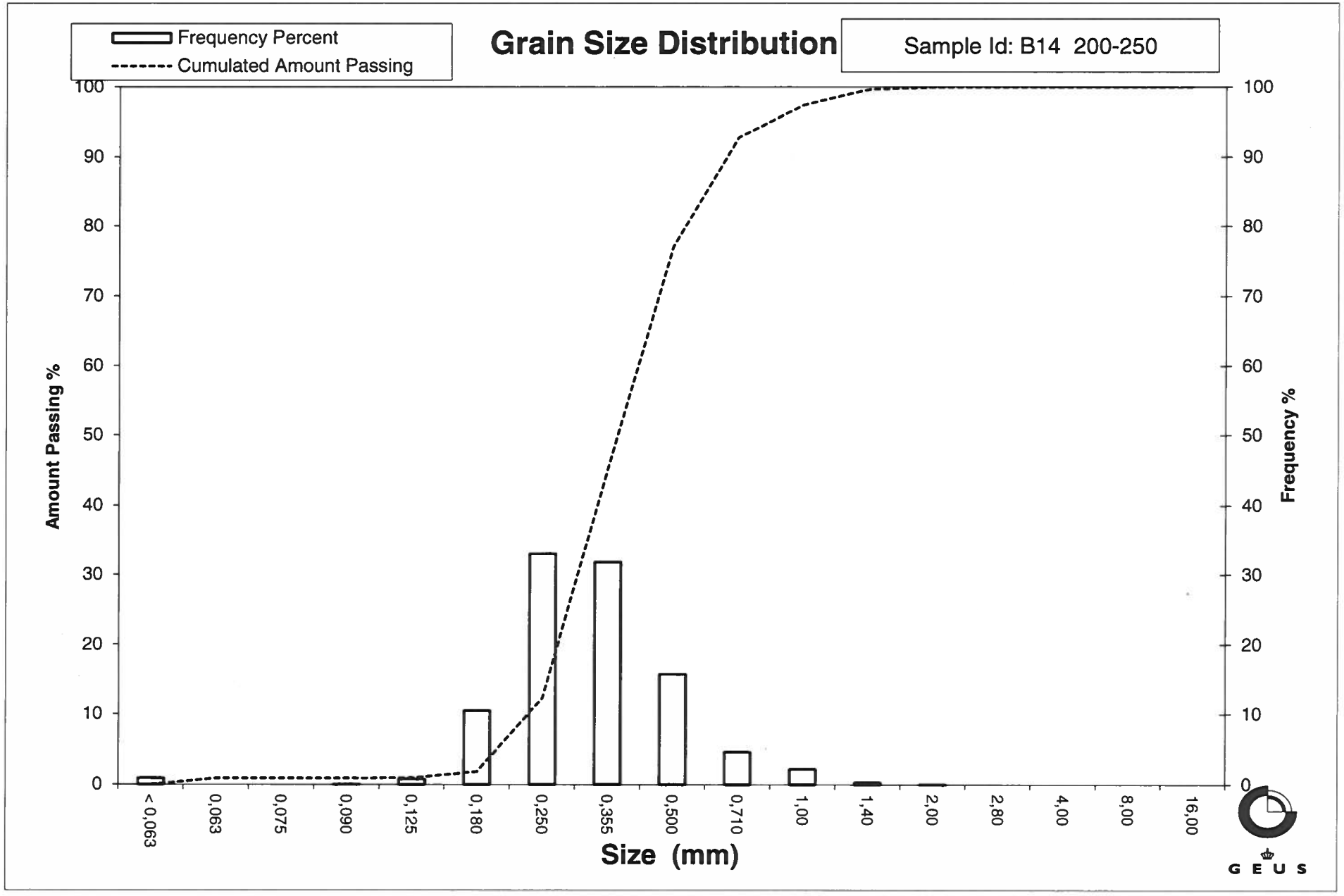
Frequency Percent
Cumulated Amount Passing
Grain Size Distribution
Sample Id: B14 200-250
Amount Passing %
Frequency %
100
90
80
70
60
50
40
30
20
10
0
< 0,063
0,063
0,075
0,090
0,125
0,180
0,250
0,355
0,500
0,710
1,00
1,40
2,00
2,80
4,00
8,00
16,00
Size (mm)
GEUS

Grain Size Distribution
Geotechnical

Sample Id: B14 300-350
Lab. Id: 220517
Projekt Energistyrelsen
Subject: B14
Date: 02-09-2022
Executed: PS/CRL
Remarks:

GEUS

Total Weight 113,16 g

Size Fractions

Sieve Analysis

	Size mm	Size Φ	Weight g	Weight %	Cumulated amount passing %
Gravel	16,00	-4,00	0,00	0,00	100,00
	8,00	-3,00	0,00	0,00	100,00
	4,00	-2,00	0,00	0,00	100,00
	2,80	-1,49	0,07	0,06	99,94
	2,00	-1,00	0,20	0,18	99,76
Sand	1,40	-0,49	1,12	0,99	98,77
	1,00	0,00	3,67	3,24	95,53
	0,710	0,49	5,20	4,60	90,93
	0,500	1,00	16,86	14,90	76,03
	0,355	1,49	25,83	22,83	53,21
	0,250	2,00	36,36	32,13	21,08
	0,180	2,47	18,48	16,33	4,75
	0,125	3,00	3,78	3,34	1,41
	0,090	3,47	0,23	0,20	1,20
	0,075	3,74	0,02	0,02	1,18
	0,063	3,99	0,04	0,04	1,15
	< 0,063	> 3,99	1,30	1,15	0,00

Size Classes (DGF-Bulletin 1 1988)

		Weight %
Silt and clay	(< 0,063 mm):	1,15
Sand, fine	(0,063 mm - 0,200 mm):	8,26
Sand, medium	(0,2 mm - 0,6 mm):	73,72
Sand, coarse	(0,6 mm - 2 mm):	16,63
Gravel	(> 2 mm):	0,24
Sum:		100,00

Moments Measures (Folk and Wards)

Percentile Amount in sieve	Percentile Amount passing	d(mm)	Φ
5%	95%	0,97	0,05
16%	84%	0,61	0,71
25%	75%	0,49	1,02
40%	60%	0,40	1,33
Median 50%	50%	0,34	1,54
75%	25%	0,26	1,93
84%	16%	0,23	2,13
90%	10%	0,20	2,30
95%	5%	0,18	2,47

Moments Statistics

Mean	1,46
Sorting	0,72
Skewness	-0,20
Kurtosis	1,09
Uniformity Coefficient	1,97

The analysis is executed according to DS 405.9 extended by sieves to the ½ phi scale

Size Classes and Percentiles are found by linear interpolation

Formulas

Mean (ϕ16%+ϕ84%+ϕ50%) / 3 (Folk and Ward 1957)

Sorting (ϕ84%-ϕ16%) / 4 + (ϕ95%-ϕ5%) / 6,6 (Folk and Ward 1957)

Kurtosis (ϕ95% - ϕ5%) / (2,44 * (ϕ75% - ϕ25%)) (Folk and Ward 1957)

Skewness (ϕ16%+ϕ84% - 2*ϕ50%) / (2*(ϕ84%-ϕ16%)) + (ϕ5%+ϕ95% - 2*ϕ50%) / (2*(ϕ95%-ϕ5%)) (Folk and Ward 1957)

Uniformity Coefficient (d60% / d10%) (dgf-Bulletin 1988)

Mean, sorting, skewness and kurtosis are based on "Amount in sieve". Uniformity coefficient is based on "Amount passing".

Øster Voldgade 10 1350 København K
Tel.: +45 38 14 20 00 Telefax: +45 38 14 20 50
Email: GEUS@geus.dk
www.geus.dk

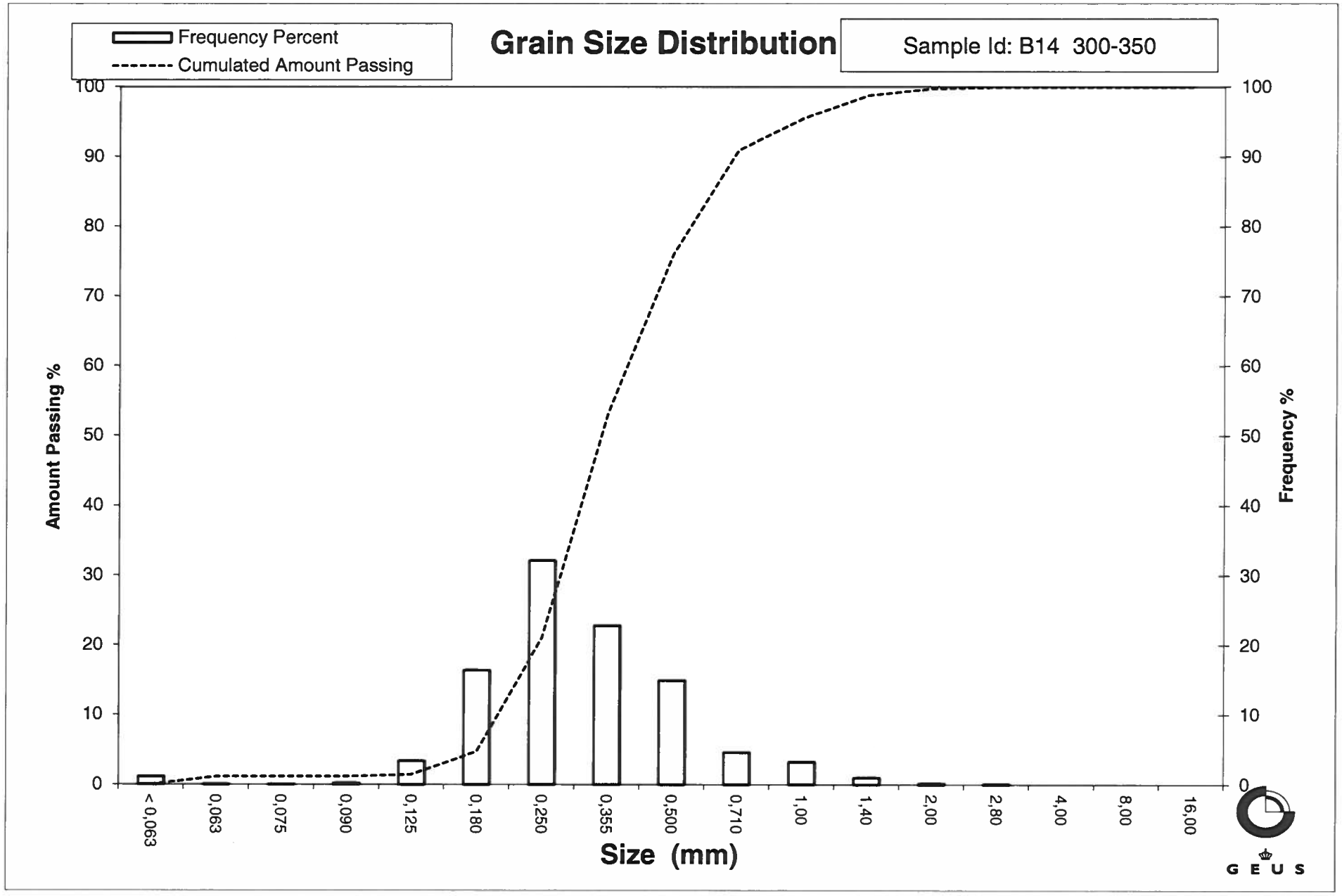
Frequency Percent
Cumulated Amount Passing
Grain Size Distribution
Sample Id: B14 300-350
Amount Passing %
Frequency %
100
90
80
70
60
50
40
30
20
10
0
< 0,063
0,063
0,075
0,090
0,125
0,180
0,250
0,355
0,500
0,710
1,00
1,40
2,00
2,80
4,00
8,00
16,00
Size (mm)
GEUS

Grain Size Distribution
Geotechnical

Sample Id: B14 400-450
Lab. Id: 220518
Projekt Energistyrelsen
Subject: B14
Date: 02-09-2022
Executed: PS/CRL
Remarks:

GEUS

Total Weight 108,28 g

Size Fractions

Sieve Analysis

	Size mm	Size Φ	Weight g	Weight %	Cumulated amount passing %
Gravel	16,00	-4,00	0,00	0,00	100,00
	8,00	-3,00	0,00	0,00	100,00
	4,00	-2,00	0,00	0,00	100,00
	2,80	-1,49	0,00	0,00	100,00
	2,00	-1,00	0,03	0,03	99,97
Sand	1,40	-0,49	0,73	0,67	99,30
	1,00	0,00	2,23	2,06	97,24
	0,710	0,49	6,72	6,21	91,03
	0,500	1,00	20,86	19,26	71,77
	0,355	1,49	30,61	28,27	43,50
	0,250	2,00	31,13	28,75	14,75
	0,180	2,47	12,72	11,75	3,00
	0,125	3,00	1,70	1,57	1,43
	0,090	3,47	0,16	0,15	1,28
	0,075	3,74	0,00	0,00	1,28
	0,063	3,99	0,01	0,01	1,27
	< 0,063	> 3,99	1,38	1,27	0,00

Size Classes (DGF-Bulletin 1 1988)

		Weight %
Silt and clay	(< 0,063 mm):	1,27
Sand, fine	(0,063 mm - 0,200 mm):	5,08
Sand, medium	(0,2 mm - 0,6 mm):	74,58
Sand, coarse	(0,6 mm - 2 mm):	19,03
Gravel	(> 2 mm):	0,03
Sum:		100,00

Moments Measures (Folk and Wards)

Percentile Amount in sieve	Percentile Amount passing	d(mm)	Φ
5%	95%	0,90	0,16
16%	84%	0,63	0,66
25%	75%	0,54	0,90
40%	60%	0,44	1,19
Median 50%	50%	0,39	1,36
75%	25%	0,29	1,80
84%	16%	0,25	1,97
90%	10%	0,22	2,17
95%	5%	0,19	2,38

Moments Statistics

Mean	1,33
Sorting	0,67
Skewness	-0,08
Kurtosis	1,02
Uniformity Coefficient	1,98

The analysis is executed according to DS 405.9 extended by sieves to the ½ phi scale

Size Classes and Percentiles are found by linear interpolation

Formulas

Mean (ϕ16%+ϕ84%+ϕ50%) / 3 (Folk and Ward 1957)

Sorting (ϕ84%-ϕ16%) / 4 + (ϕ95%-ϕ5%) / 6,6 (Folk and Ward 1957)

Kurtosis (ϕ95% - ϕ5%) / (2,44 * (ϕ75% - ϕ25%)) (Folk and Ward 1957)

Skewness (ϕ16%+ϕ84% - 2*ϕ50%) / (2*(ϕ84%-ϕ16%)) + (ϕ5%+ϕ95% - 2*ϕ50%) / (2*(ϕ95%-ϕ5%)) (Folk and Ward 1957)

Uniformity Coefficient (d60% / d10%) (dgf-Bulletin 1988)

Mean, sorting, skewness and kurtosis are based on "Amount in sieve". Uniformity coefficient is based on "Amount passing".

Øster Voldgade 10 1350 København K
Tel.: +45 38 14 20 00 Telefax: +45 38 14 20 50
Email: GEUS@geus.dk
www.geus.dk

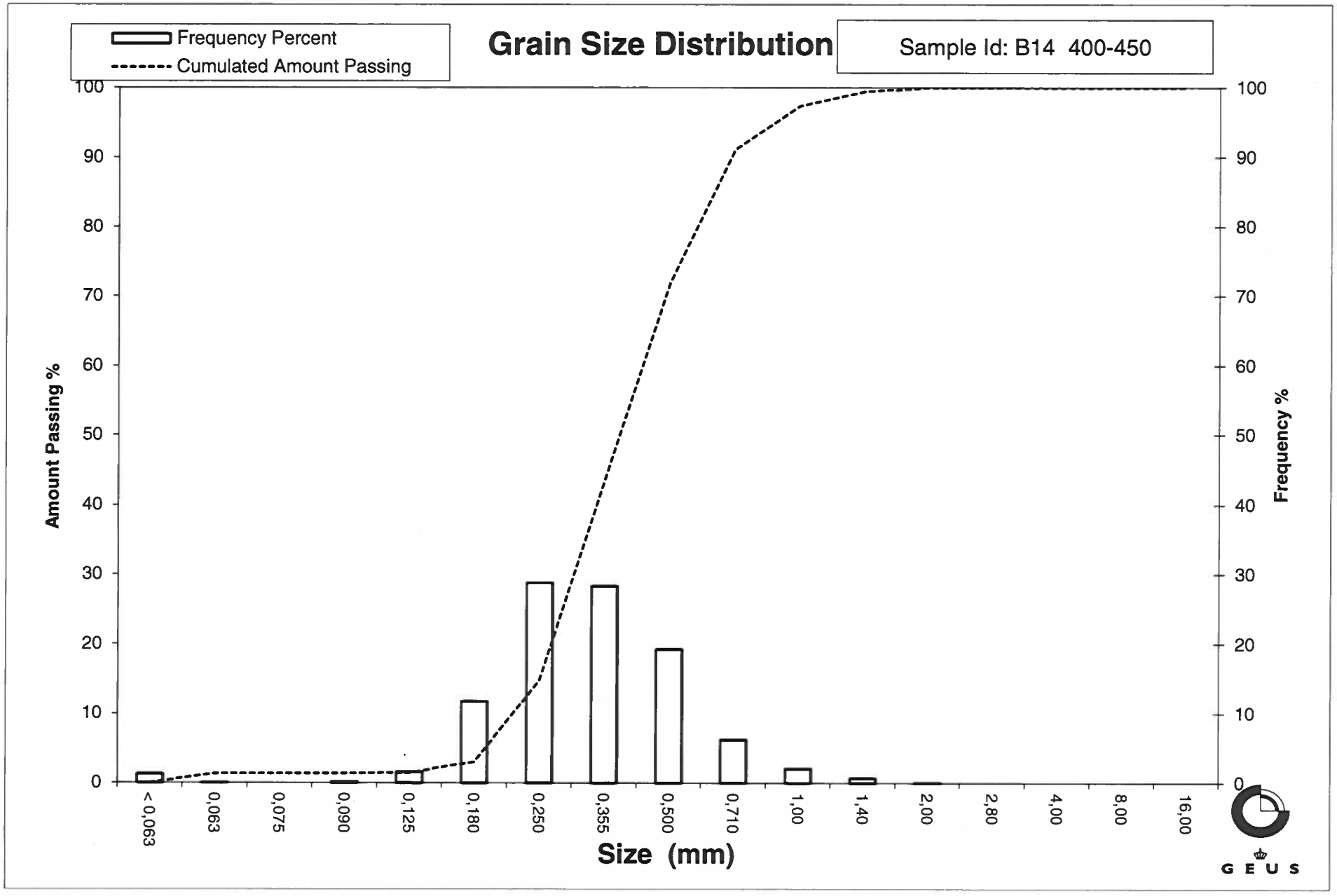
Frequency Percent
Cumulated Amount Passing
Grain Size Distribution
Sample Id: B14 400-450
Amount Passing %
Frequency %
100
90
80
70
60
50
40
30
20
10
0
< 0,063
0,063
0,075
0,090
0,125
0,180
0,250
0,355
0,500
0,710
1,00
1,40
2,00
2,80
4,00
8,00
16,00
Size (mm)
GEUS

Grain Size Distribution
Geotechnical

Sample Id: B16 0-50
Lab. Id: 220519
Projekt Energistyrelsen
Subject: B16
Date: 02-09-2022
Executed: PS/CRL
Remarks:

GEUS

Total Weight 108,8 g

Size Fractions

Sieve Analysis

	Size mm	Size Φ	Weight g	Weight %	Cumulated amount passing %
Gravel	16,00	-4,00	0,00	0,00	100,00
	8,00	-3,00	0,00	0,00	100,00
	4,00	-2,00	0,00	0,00	100,00
	2,80	-1,49	0,00	0,00	100,00
	2,00	-1,00	0,00	0,00	100,00
Sand	1,40	-0,49	0,01	0,01	99,99
	1,00	0,00	0,48	0,44	99,55
	0,710	0,49	2,86	2,63	96,92
	0,500	1,00	10,25	9,42	87,50
	0,355	1,49	18,60	17,10	70,40
	0,250	2,00	38,32	35,22	35,18
	0,180	2,47	30,76	28,27	6,91
	0,125	3,00	5,59	5,14	1,77
	0,090	3,47	0,35	0,32	1,45
	0,075	3,74	0,02	0,02	1,43
	0,063	3,99	0,02	0,02	1,42
	< 0,063	> 3,99	1,54	1,42	0,00

Size Classes (DGF-Bulletin 1 1988)

		Weight %
Silt and clay	(< 0,063 mm):	1,42
Sand, fine	(0,063 mm - 0,200 mm):	13,57
Sand, medium	(0,2 mm - 0,6 mm):	77,00
Sand, coarse	(0,6 mm - 2 mm):	8,01
Gravel	(> 2 mm):	0,00
Sum:		100,00

Moments Measures (Folk and Wards)

Percentile Amount in sieve	Percentile Amount passing	d(mm)	Φ
5%	95%	0,67	0,58
16%	84%	0,47	1,09
25%	75%	0,39	1,34
40%	60%	0,32	1,63
Median 50%	50%	0,29	1,77
75%	25%	0,22	2,15
84%	16%	0,20	2,30
90%	10%	0,19	2,41
95%	5%	0,16	2,65

Moments Statistics

Mean	1,72
Sorting	0,62
Skewness	-0,13
Kurtosis	1,04
Uniformity Coefficient	1,73

The analysis is executed according to DS 405.9 extended by sieves to the ½ phi scale

Size Classes and Percentiles are found by linear interpolation

Formulas

Mean (ϕ16%+ϕ84%+ϕ50%) / 3 (Folk and Ward 1957)

Sorting (ϕ84%-ϕ16%) / 4 + (ϕ95%-ϕ5%) / 6,6 (Folk and Ward 1957)

Kurtosis (ϕ95% - ϕ5%) / (2,44 * (ϕ75% - ϕ25%)) (Folk and Ward 1957)

Skewness (ϕ16%+ϕ84% - 2*ϕ50%) / (2*(ϕ84%-ϕ16%)) + (ϕ5%+ϕ95% - 2*ϕ50%) / (2*(ϕ95%-ϕ5%)) (Folk and Ward 1957)

Uniformity Coefficient (d60% / d10%) (dgf-Bulletin 1988)

Mean, sorting, skewness and kurtosis are based on "Amount in sieve". Uniformity coefficient is based on "Amount passing".

Øster Voldgade 10 1350 København K
Tel.: +45 38 14 20 00 Telefax: +45 38 14 20 50
Email: GEUS@geus.dk
www.geus.dk

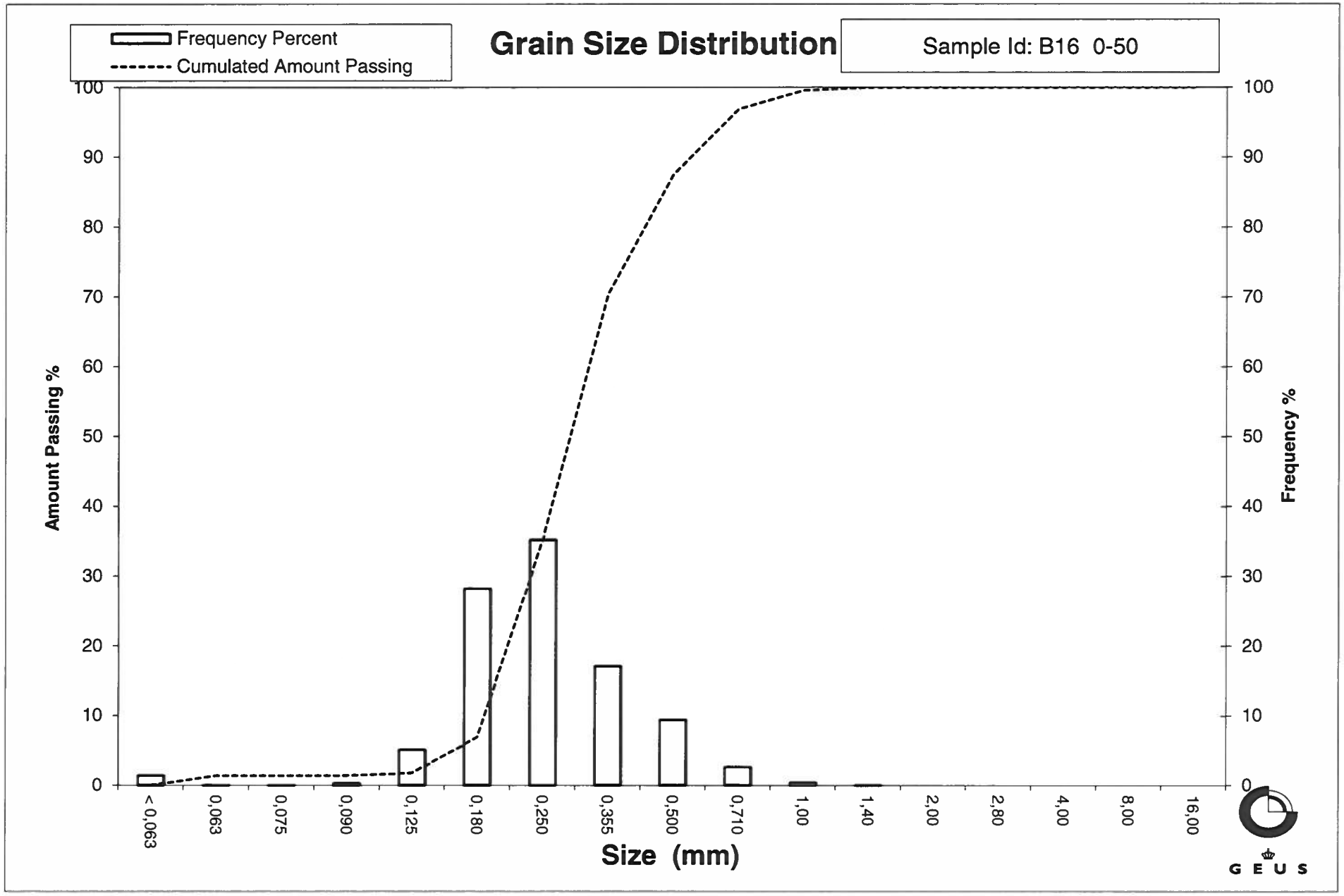
Frequency Percent
Cumulated Amount Passing
Grain Size Distribution
Sample Id: B16 0-50
Amount Passing %
Frequency %
100
90
80
70
60
50
40
30
20
10
0
< 0,063
0,063
0,075
0,090
0,125
0,180
0,250
0,355
0,500
0,710
1,00
1,40
2,00
2,80
4,00
8,00
16,00
Size (mm)
GEUS

Grain Size Distribution
Geotechnical

Sample Id: B16 100-150
Lab. Id: 220520
Projekt Energistyrelsen
Subject: B16
Date: 02-09-2022
Executed: PS/CRL
Remarks:

GEUS

Total Weight 108,5 g

Size Fractions

Sieve Analysis

	Size mm	Size Φ	Weight g	Weight %	Cumulated amount passing %
Gravel	16,00	-4,00	0,00	0,00	100,00
	8,00	-3,00	0,00	0,00	100,00
	4,00	-2,00	0,00	0,00	100,00
	2,80	-1,49	0,06	0,06	99,94
	2,00	-1,00	0,22	0,20	99,74
Sand	1,40	-0,49	0,69	0,64	99,11
	1,00	0,00	1,62	1,49	97,61
	0,710	0,49	2,69	2,48	95,13
	0,500	1,00	6,26	5,77	89,36
	0,355	1,49	15,97	14,72	74,65
	0,250	2,00	31,38	28,92	45,72
	0,180	2,47	37,28	34,36	11,36
	0,125	3,00	9,40	8,66	2,70
	0,090	3,47	1,07	0,99	1,71
	0,075	3,74	0,13	0,12	1,59
	0,063	3,99	0,17	0,16	1,44
	< 0,063	> 3,99	1,56	1,44	0,00

Size Classes (DGF-Bulletin 1 1988)

		Weight %
Silt and clay	(< 0,063 mm):	1,44
Sand, fine	(0,063 mm - 0,200 mm):	19,74
Sand, medium	(0,2 mm - 0,6 mm):	70,93
Sand, coarse	(0,6 mm - 2 mm):	7,63
Gravel	(> 2 mm):	0,26
Sum:		100,00

Moments Measures (Folk and Wards)

Percentile Amount in sieve	Percentile Amount passing	d(mm)	Φ
5%	95%	0,71	0,50
16%	84%	0,45	1,16
25%	75%	0,36	1,48
40%	60%	0,30	1,73
Median 50%	50%	0,27	1,91
75%	25%	0,21	2,27
84%	16%	0,19	2,40
90%	10%	0,17	2,55
95%	5%	0,14	2,84

Moments Statistics

Mean	1,82
Sorting	0,66
Skewness	-0,21
Kurtosis	1,22
Uniformity Coefficient	1,76

The analysis is executed according to DS 405.9 extended by sieves to the ½ phi scale

Size Classes and Percentiles are found by linear interpolation

Formulas

Mean (ϕ16%+ϕ84%+ϕ50%) / 3 (Folk and Ward 1957)

Sorting (ϕ84%-ϕ16%) / 4 + (ϕ95%-ϕ5%) / 6,6 (Folk and Ward 1957)

Kurtosis (ϕ95% - ϕ5%) / (2,44 * (ϕ75% - ϕ25%)) (Folk and Ward 1957)

Skewness (ϕ16%+ϕ84% - 2*ϕ50%) / (2*(ϕ84%-ϕ16%)) + (ϕ5%+ϕ95% - 2*ϕ50%) / (2*(ϕ95%-ϕ5%)) (Folk and Ward 1957)

Uniformity Coefficient (d60% / d10%) (dgf-Bulletin 1988)

Mean, sorting, skewness and kurtosis are based on "Amount in sieve". Uniformity coefficient is based on "Amount passing".

Øster Voldgade 10 1350 København K
Tel.: +45 38 14 20 00 Telefax: +45 38 14 20 50
Email: GEUS@geus.dk
www.geus.dk

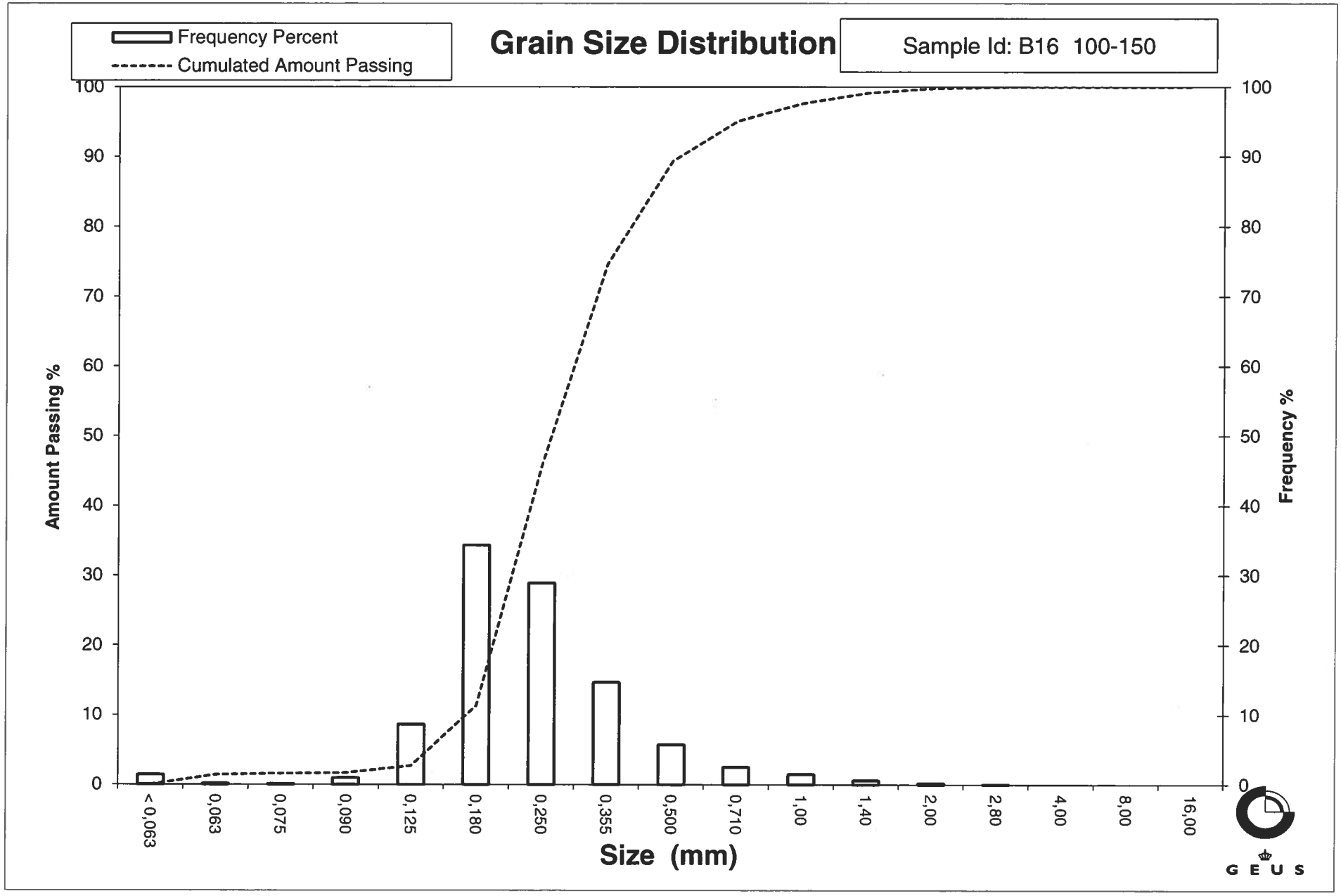
Frequency Percent
Cumulated Amount Passing
Grain Size Distribution
Sample Id: B16 100-150
Amount Passing %
Frequency %
100
90
80
70
60
50
40
30
20
10
0
< 0,063
0,063
0,075
0,090
0,125
0,180
0,250
0,355
0,500
0,710
1,00
1,40
2,00
2,80
4,00
8,00
16,00
Size (mm)
GEUS

Grain Size Distribution
Geotechnical

Sample Id: B16 240-280
Lab. Id: 220521
Projekt Energistyrelsen
Subject: B16
Date: 02-09-2022
Executed: PS/CRL
Remarks:

GEUS

Total Weight 111,62 g

Size Fractions

Sieve Analysis

	Size mm	Size Φ	Weight g	Weight %	Cumulated amount passing %
Gravel	16,00	-4,00	0,00	0,00	100,00
	8,00	-3,00	0,00	0,00	100,00
	4,00	-2,00	0,50	0,45	99,55
	2,80	-1,49	2,59	2,32	97,23
	2,00	-1,00	3,03	2,71	94,52
Sand	1,40	-0,49	2,75	2,46	92,05
	1,00	0,00	4,68	4,19	87,86
	0,710	0,49	4,31	3,86	84,00
	0,500	1,00	7,26	6,50	77,50
	0,355	1,49	9,48	8,49	69,00
	0,250	2,00	15,00	13,44	55,56
	0,180	2,47	19,69	17,64	37,92
	0,125	3,00	28,42	25,46	12,46
	0,090	3,47	9,45	8,47	4,00
	0,075	3,74	0,68	0,61	3,39
	0,063	3,99	0,30	0,27	3,12
	< 0,063	> 3,99	3,48	3,12	0,00

Size Classes (DGF-Bulletin 1 1988)

		Weight %
Silt and clay	(< 0,063 mm):	3,12
Sand, fine	(0,063 mm - 0,200 mm):	39,85
Sand, medium	(0,2 mm - 0,6 mm):	37,63
Sand, coarse	(0,6 mm - 2 mm):	13,92
Gravel	(> 2 mm):	5,48
Sum:		100,00

Moments Measures (Folk and Wards)

Percentile Amount in sieve	Percentile Amount passing	d(mm)	Φ
5%	95%	2,14	-1,10
16%	84%	0,71	0,49
25%	75%	0,46	1,13
40%	60%	0,28	1,81
Median 50%	50%	0,23	2,13
75%	25%	0,15	2,72
84%	16%	0,13	2,91
90%	10%	0,11	3,12
95%	5%	0,09	3,41

Moments Statistics

Mean	1,85
Sorting	1,29
Skewness	-0,39
Kurtosis	1,16
Uniformity Coefficient	2,48

The analysis is executed according to DS 405.9 extended by sieves to the ½ phi scale

Size Classes and Percentiles are found by linear interpolation

Formulas

Mean (ϕ16%+ϕ84%+ϕ50%) / 3 (Folk and Ward 1957)

Sorting (ϕ84%-ϕ16%) / 4 + (ϕ95%-ϕ5%) / 6,6 (Folk and Ward 1957)

Kurtosis (ϕ95% - ϕ5%) / (2,44 * (ϕ75% - ϕ25%)) (Folk and Ward 1957)

Skewness (ϕ16%+ϕ84% - 2*ϕ50%) / (2*(ϕ84%-ϕ16%)) + (ϕ5%+ϕ95% - 2*ϕ50%) / (2*(ϕ95%-ϕ5%)) (Folk and Ward 1957)

Uniformity Coefficient (d60% / d10%) (dgf-Bulletin 1988)

Mean, sorting, skewness and kurtosis are based on "Amount in sieve". Uniformity coefficient is based on "Amount passing".

Øster Voldgade 10 1350 København K
Tel.: +45 38 14 20 00 Telefax: +45 38 14 20 50
Email: GEUS@geus.dk
www.geus.dk

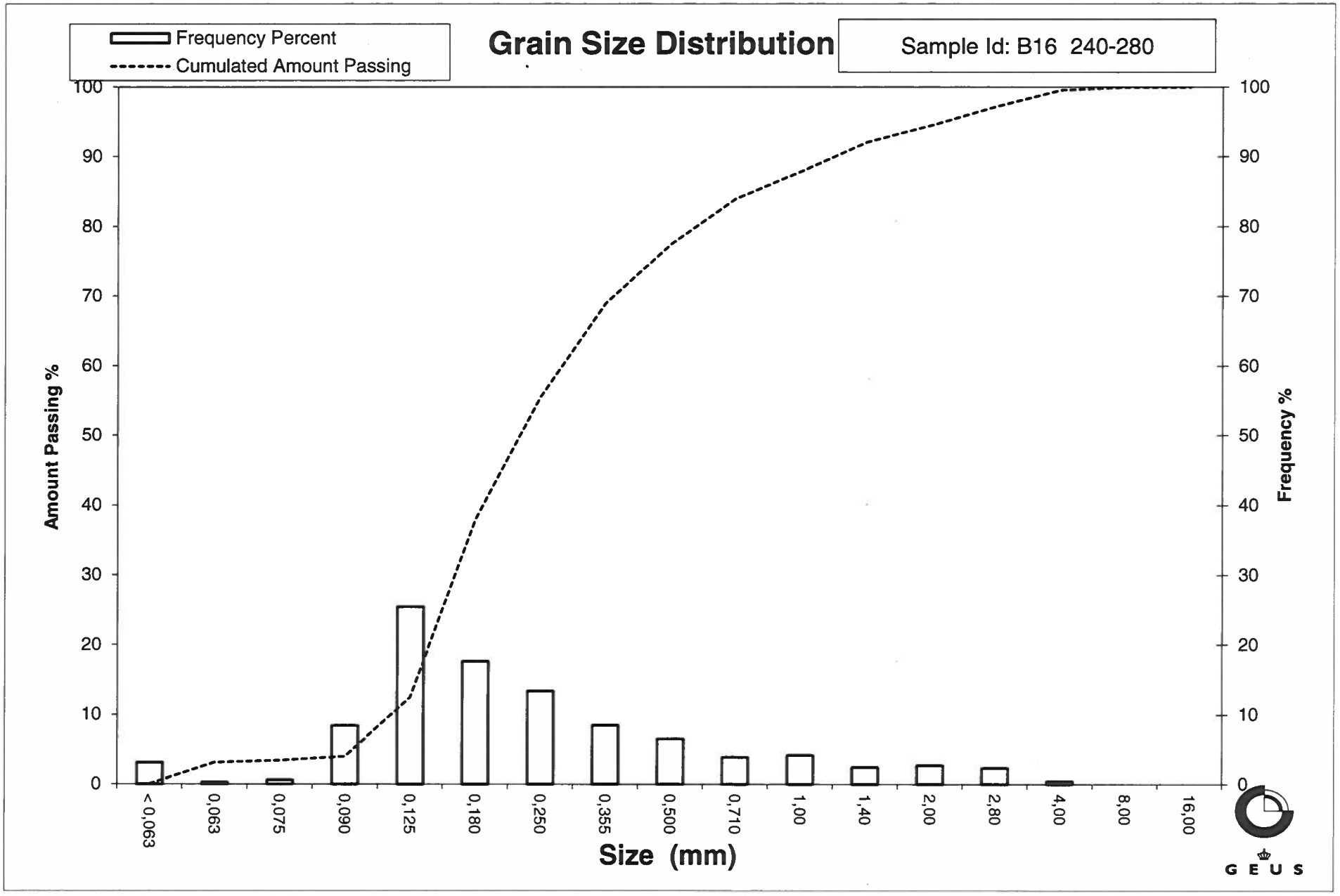
Frequency Percent
Cumulated Amount Passing
Grain Size Distribution
Sample Id: B16 240-280
Amount Passing %
Frequency %
100
90
80
70
60
50
40
30
20
10
0
< 0,063
0,063
0,075
0,090
0,125
0,180
0,250
0,355
0,500
0,710
1,00
1,40
2,00
2,80
4,00
8,00
16,00
Size (mm)
GEUS

Grain Size Distribution
Geotechnical

Sample Id: B16 420-460
Lab. Id: 220522
Projekt Energistyrelsen
Subject: B16
Date: 02-09-2022
Executed: PS/CRL
Remarks: >8mm består af skaller

GEUS

Total Weight 135,39 g

Size Fractions

Sieve Analysis

	Size mm	Size Φ	Weight g	Weight %	Cumulated amount passing %
Gravel	16,00	-4,00	0,00	0,00	100,00
	8,00	-3,00	1,15	0,85	99,15
	4,00	-2,00	14,19	10,48	88,67
	2,80	-1,49	30,89	22,82	65,85
	2,00	-1,00	10,94	8,08	57,77
Sand	1,40	-0,49	4,08	3,01	54,76
	1,00	0,00	3,14	2,32	52,44
	0,710	0,49	3,26	2,41	50,03
	0,500	1,00	4,94	3,65	46,38
	0,355	1,49	8,85	6,54	39,85
	0,250	2,00	12,23	9,03	30,81
	0,180	2,47	16,92	12,50	18,32
	0,125	3,00	16,10	11,89	6,43
	0,090	3,47	5,90	4,36	2,07
	0,075	3,74	0,35	0,26	1,81
	0,063	3,99	0,24	0,18	1,63
	< 0,063	> 3,99	2,21	1,63	0,00

Size Classes (DGF-Bulletin 1 1988)

		Weight %
Silt and clay	(< 0,063 mm):	1,63
Sand, fine	(0,063 mm - 0,200 mm):	20,26
Sand, medium	(0,2 mm - 0,6 mm):	26,23
Sand, coarse	(0,6 mm - 2 mm):	9,65
Gravel	(> 2 mm):	42,23
Sum:		100,00

Moments Measures (Folk and Wards)

Percentile Amount in sieve	Percentile Amount passing	d(mm)	Φ
5%	95%	6,42	-2,68
16%	84%	3,75	-1,91
25%	75%	3,28	-1,71
40%	60%	2,22	-1,15
Median 50%	50%	0,71	0,50
75%	25%	0,22	2,20
84%	16%	0,17	2,56
90%	10%	0,14	2,82
95%	5%	0,11	3,14

Moments Statistics

Mean	0,38
Sorting	2,00
Skewness	-0,08
Kurtosis	0,61
Uniformity Coefficient	15,69

The analysis is executed according to DS 405.9 extended by sieves to the ½ phi scale

Size Classes and Percentiles are found by linear interpolation

Formulas

Mean (ϕ16%+ϕ84%+ϕ50%) / 3 (Folk and Ward 1957)

Sorting (ϕ84%-ϕ16%) / 4 + (ϕ95%-ϕ5%) / 6,6 (Folk and Ward 1957)

Kurtosis (ϕ95% - ϕ5%) / (2,44 * (ϕ75% - ϕ25%)) (Folk and Ward 1957)

Skewness (ϕ16%+ϕ84% - 2*ϕ50%) / (2*(ϕ84%-ϕ16%)) + (ϕ5%+ϕ95% - 2*ϕ50%) / (2*(ϕ95%-ϕ5%)) (Folk and Ward 1957)

Uniformity Coefficient (d60% / d10%) (dgf-Bulletin 1988)

Mean, sorting, skewness and kurtosis are based on "Amount in sieve". Uniformity coefficient is based on "Amount passing".

Øster Voldgade 10 1350 København K
Tel.: +45 38 14 20 00 Telefax: +45 38 14 20 50
Email: GEUS@geus.dk
www.geus.dk

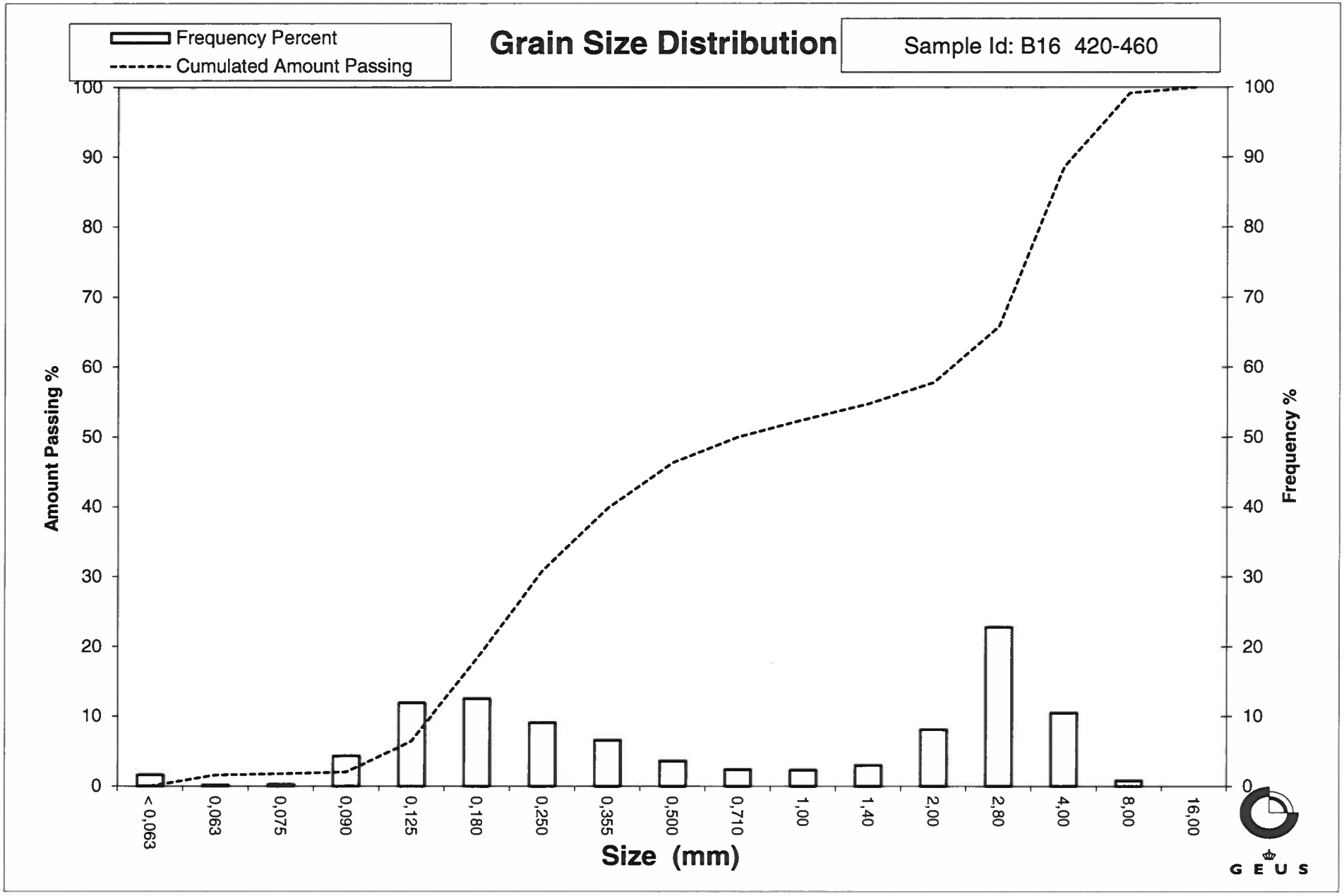
Frequency Percent
Cumulated Amount Passing
Grain Size Distribution
Sample Id: B16 420-460
Amount Passing %
Frequency %
100
90
80
70
60
50
40
30
20
10
0
< 0,063
0,063
0,075
0,090
0,125
0,180
0,250
0,355
0,500
0,710
1,00
1,40
2,00
2,80
4,00
8,00
16,00
Size (mm)
GEUS

Grain Size Distribution
Geotechnical

Sample Id: B16 520-550
Lab. Id: 220523
Projekt Energistyrelsen
Subject: B16
Date: 02-09-2022
Executed: PS/CRL
Remarks: >16mm heraf 54g >32mm

GEUS

Total Weight 340,64 g

Size Fractions

Sieve Analysis

	Size mm	Size Φ	Weight g	Weight %	Cumulated amount passing %
Gravel	16,00	-4,00	54,00	15,85	84,15
	8,00	-3,00	27,08	7,95	76,20
	4,00	-2,00	20,01	5,87	70,32
	2,80	-1,49	9,80	2,88	67,45
	2,00	-1,00	7,07	2,08	65,37
Sand	1,40	-0,49	7,86	2,31	63,06
	1,00	0,00	14,92	4,38	58,68
	0,710	0,49	18,87	5,54	53,14
	0,500	1,00	39,34	11,55	41,60
	0,355	1,49	44,19	12,97	28,62
	0,250	2,00	37,49	11,01	17,62
	0,180	2,47	22,31	6,55	11,07
	0,125	3,00	19,25	5,65	5,42
	0,090	3,47	8,70	2,55	2,86
	0,075	3,74	1,84	0,54	2,32
	0,063	3,99	0,83	0,24	2,08
	< 0,063	> 3,99	7,08	2,08	0,00

Size Classes (DGF-Bulletin 1 1988)

		Weight %
Silt and clay	(< 0,063 mm):	2,08
Sand, fine	(0,063 mm - 0,200 mm):	10,86
Sand, medium	(0,2 mm - 0,6 mm):	34,16
Sand, coarse	(0,6 mm - 2 mm):	18,28
Gravel	(> 2 mm):	34,63
Sum:		100,00

Moments Measures (Folk and Wards)

Percentile Amount in sieve	Percentile Amount passing	d(mm)	Φ
5%	95%	-------	-------
16%	84%	15,85	-3,99
25%	75%	7,18	-2,84
40%	60%	1,12	-0,16
Median 50%	50%	0,65	0,62
75%	25%	0,32	1,64
84%	16%	0,23	2,10
90%	10%	0,17	2,56
95%	5%	0,12	3,07

Moments Statistics

Mean	-0,42
Sorting	-------
Skewness	-------
Kurtosis	-------
Uniformity Coefficient	6,60

The analysis is executed according to DS 405.9 extended by sieves to the ½ phi scale

Size Classes and Percentiles are found by linear interpolation

Formulas

Mean (ϕ16%+ϕ84%+ϕ50%) / 3 (Folk and Ward 1957)

Sorting (ϕ84%-ϕ16%) / 4 + (ϕ95%-ϕ5%) / 6,6 (Folk and Ward 1957)

Kurtosis (ϕ95% - ϕ5%) / (2,44 * (ϕ75% - ϕ25%)) (Folk and Ward 1957)

Skewness (ϕ16%+ϕ84% - 2*ϕ50%) / (2*(ϕ84%-ϕ16%)) + (ϕ5%+ϕ95% - 2*ϕ50%) / (2*(ϕ95%-ϕ5%)) (Folk and Ward 1957)

Uniformity Coefficient (d60% / d10%) (dgf-Bulletin 1988)

Mean, sorting, skewness and kurtosis are based on "Amount in sieve". Uniformity coefficient is based on "Amount passing".

Øster Voldgade 10 1350 København K
Tel.: +45 38 14 20 00 Telefax: +45 38 14 20 50
Email: GEUS@geus.dk
www.geus.dk

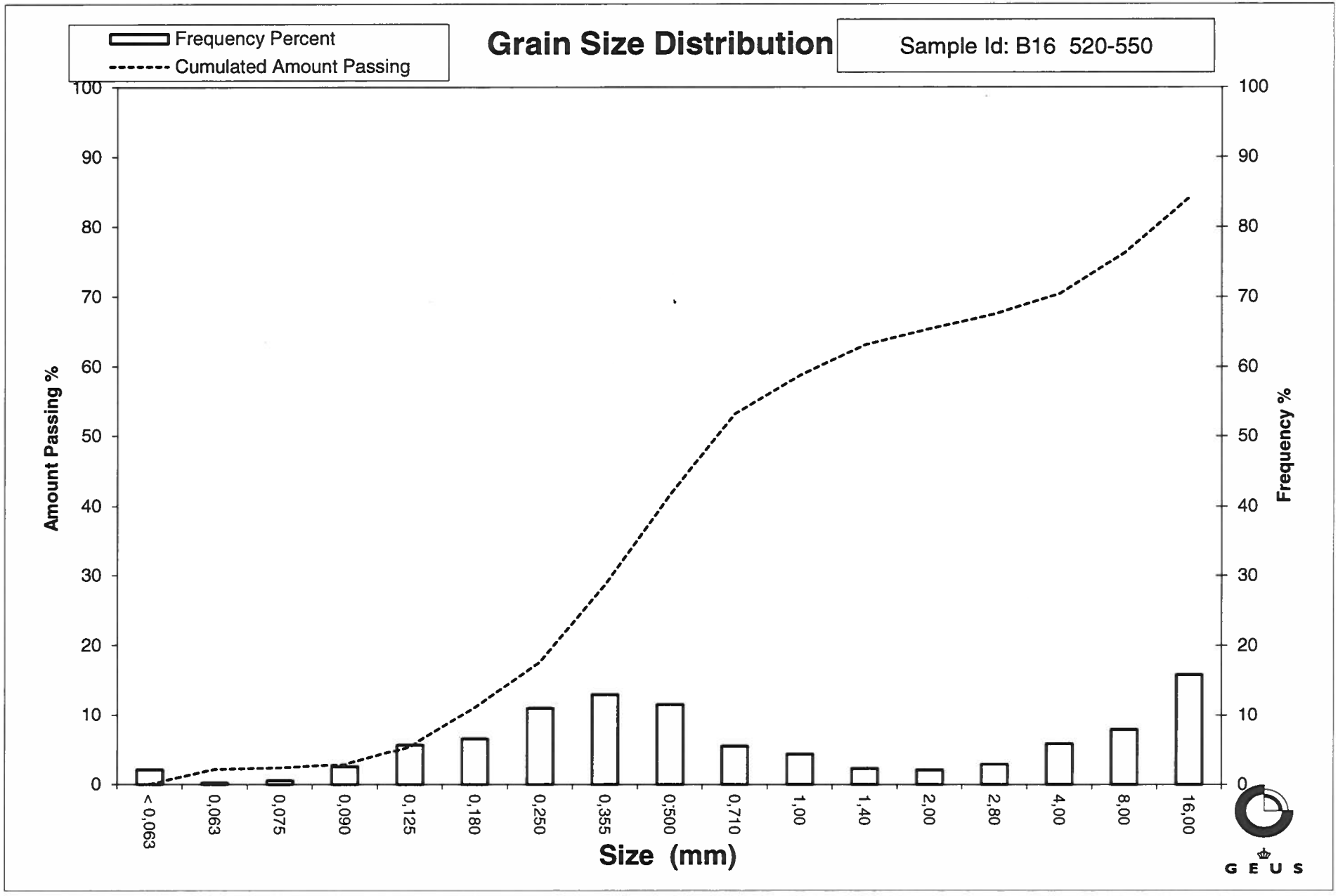
Frequency Percent
Cumulated Amount Passing
Grain Size Distribution
Sample Id: B16 520-550
Amount Passing %
Frequency %
100
90
80
70
60
50
40
30
20
10
0
< 0,063
0,063
0,075
0,090
0,125
0,180
0,250
0,355
0,500
0,710
1,00
1,40
2,00
2,80
4,00
8,00
16,00
Size (mm)
GEUS

Grain Size Distribution
Geotechnical

Sample Id: B17 0-50
Lab. Id: 220524
Projekt Energistyrelsen
Subject: B17
Date: 02-09-2022
Executed: PS/CRL
Remarks:

GEUS

Total Weight 107,24 g

Size Fractions

Sieve Analysis

	Size mm	Size Φ	Weight g	Weight %	Cumulated amount passing %
Gravel	16,00	-4,00	0,00	0,00	100,00
	8,00	-3,00	0,00	0,00	100,00
	4,00	-2,00	0,00	0,00	100,00
	2,80	-1,49	0,00	0,00	100,00
	2,00	-1,00	0,07	0,07	99,93
Sand	1,40	-0,49	0,48	0,45	99,49
	1,00	0,00	0,76	0,71	98,78
	0,710	0,49	0,74	0,69	98,09
	0,500	1,00	0,67	0,62	97,46
	0,355	1,49	5,38	5,02	92,45
	0,250	2,00	54,32	50,65	41,79
	0,180	2,47	40,23	37,51	4,28
	0,125	3,00	3,13	2,92	1,36
	0,090	3,47	0,40	0,37	0,99
	0,075	3,74	0,00	0,00	0,99
	0,063	3,99	0,07	0,07	0,92
	< 0,063	> 3,99	0,99	0,92	0,00

Size Classes (DGF-Bulletin 1 1988)

		Weight %
Silt and clay	(< 0,063 mm):	0,92
Sand, fine	(0,063 mm - 0,200 mm):	14,08
Sand, medium	(0,2 mm - 0,6 mm):	82,76
Sand, coarse	(0,6 mm - 2 mm):	2,17
Gravel	(> 2 mm):	0,07
Sum:		100,00

Moments Measures (Folk and Wards)

Percentile Amount in sieve	Percentile Amount passing	d(mm)	Φ
5%	95%	0,43	1,22
16%	84%	0,34	1,57
25%	75%	0,32	1,65
40%	60%	0,29	1,80
Median 50%	50%	0,27	1,91
75%	25%	0,22	2,19
84%	16%	0,20	2,31
90%	10%	0,19	2,39
95%	5%	0,18	2,46

Moments Statistics

Mean	1,93
Sorting	0,37
Skewness	-0,01
Kurtosis	0,94
Uniformity Coefficient	1,51

The analysis is executed according to DS 405.9 extended by sieves to the ½ phi scale

Size Classes and Percentiles are found by linear interpolation

Formulas

Mean (ϕ16%+ϕ84%+ϕ50%) / 3 (Folk and Ward 1957)

Sorting (ϕ84%-ϕ16%) / 4 + (ϕ95%-ϕ5%) / 6,6 (Folk and Ward 1957)

Kurtosis (ϕ95% - ϕ5%) / (2,44 * (ϕ75% - ϕ25%)) (Folk and Ward 1957)

Skewness (ϕ16%+ϕ84% - 2*ϕ50%) / (2*(ϕ84%-ϕ16%)) + (ϕ5%+ϕ95% - 2*ϕ50%) / (2*(ϕ95%-ϕ5%)) (Folk and Ward 1957)

Uniformity Coefficient (d60% / d10%) (dgf-Bulletin 1988)

Mean, sorting, skewness and kurtosis are based on "Amount in sieve". Uniformity coefficient is based on "Amount passing".

Øster Voldgade 10 1350 København K
Tel.: +45 38 14 20 00 Telefax: +45 38 14 20 50
Email: GEUS@geus.dk
www.geus.dk

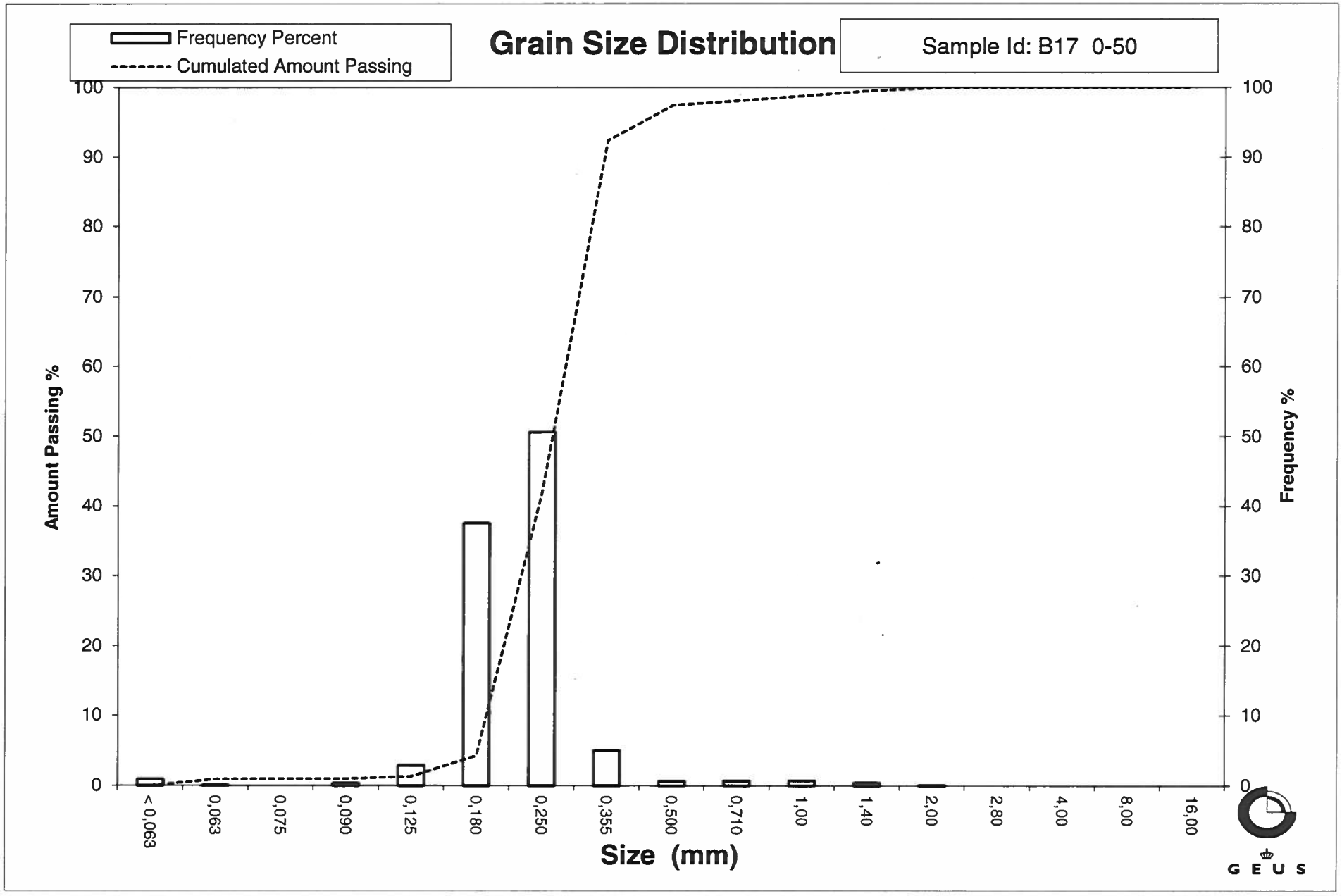
Frequency Percent
Cumulated Amount Passing
Grain Size Distribution
Sample Id: B17 0-50
Amount Passing %
Frequency %
100
90
80
70
60
50
40
30
20
10
0
< 0,063
0,063
0,075
0,090
0,125
0,180
0,250
0,355
0,500
0,710
1,00
1,40
2,00
2,80
4,00
8,00
16,00
Size (mm)
GEUS

Grain Size Distribution
Geotechnical

Sample Id: B17 135-165
Lab. Id: 220525
Projekt Energistyrelsen
Subject: B17
Date: 02-09-2022
Executed: PS/CRL
Remarks: >4mm består af skaller

GEUS

Total Weight 109,38 g

Size Fractions

Sieve Analysis

	Size mm	Size Φ	Weight g	Weight %	Cumulated amount passing %
Gravel	16,00	-4,00	0,00	0,00	100,00
	8,00	-3,00	0,00	0,00	100,00
	4,00	-2,00	0,26	0,24	99,76
	2,80	-1,49	0,00	0,00	99,76
	2,00	-1,00	0,07	0,06	99,70
Sand	1,40	-0,49	0,20	0,18	99,52
	1,00	0,00	1,01	0,92	98,59
	0,710	0,49	1,84	1,68	96,91
	0,500	1,00	4,05	3,70	93,21
	0,355	1,49	6,77	6,19	87,02
	0,250	2,00	16,14	14,76	72,26
	0,180	2,47	64,08	58,58	13,68
	0,125	3,00	13,28	12,14	1,54
	0,090	3,47	0,37	0,34	1,20
	0,075	3,74	0,04	0,04	1,16
	0,063	3,99	0,03	0,03	1,13
	< 0,063	> 3,99	1,24	1,13	0,00

Size Classes (DGF-Bulletin 1 1988)

		Weight %
Silt and clay	(< 0,063 mm):	1,13
Sand, fine	(0,063 mm - 0,200 mm):	29,28
Sand, medium	(0,2 mm - 0,6 mm):	64,55
Sand, coarse	(0,6 mm - 2 mm):	4,73
Gravel	(> 2 mm):	0,30
Sum:		100,00

Moments Measures (Folk and Wards)

Percentile Amount in sieve	Percentile Amount passing	d(mm)	Φ
5%	95%	0,60	0,73
16%	84%	0,33	1,58
25%	75%	0,27	1,89
40%	60%	0,24	2,09
Median 50%	50%	0,22	2,16
75%	25%	0,19	2,37
84%	16%	0,18	2,45
90%	10%	0,16	2,61
95%	5%	0,14	2,83

Moments Statistics

Mean	2,07
Sorting	0,53
Skewness	-0,35
Kurtosis	1,80
Uniformity Coefficient	1,44

The analysis is executed according to DS 405.9 extended by sieves to the ½ phi scale

Size Classes and Percentiles are found by linear interpolation

Formulas

Mean (ϕ16%+ϕ84%+ϕ50%) / 3 (Folk and Ward 1957)

Sorting (ϕ84%-ϕ16%) / 4 + (ϕ95%-ϕ5%) / 6,6 (Folk and Ward 1957)

Kurtosis (ϕ95% - ϕ5%) / (2,44 * (ϕ75% - ϕ25%)) (Folk and Ward 1957)

Skewness (ϕ16%+ϕ84% - 2*ϕ50%) / (2*(ϕ84%-ϕ16%)) + (ϕ5%+ϕ95% - 2*ϕ50%) / (2*(ϕ95%-ϕ5%)) (Folk and Ward 1957)

Uniformity Coefficient (d60% / d10%) (dgf-Bulletin 1988)

Mean, sorting, skewness and kurtosis are based on "Amount in sieve". Uniformity coefficient is based on "Amount passing".

Øster Voldgade 10 1350 København K
Tel.: +45 38 14 20 00 Telefax: +45 38 14 20 50
Email: GEUS@geus.dk
www.geus.dk

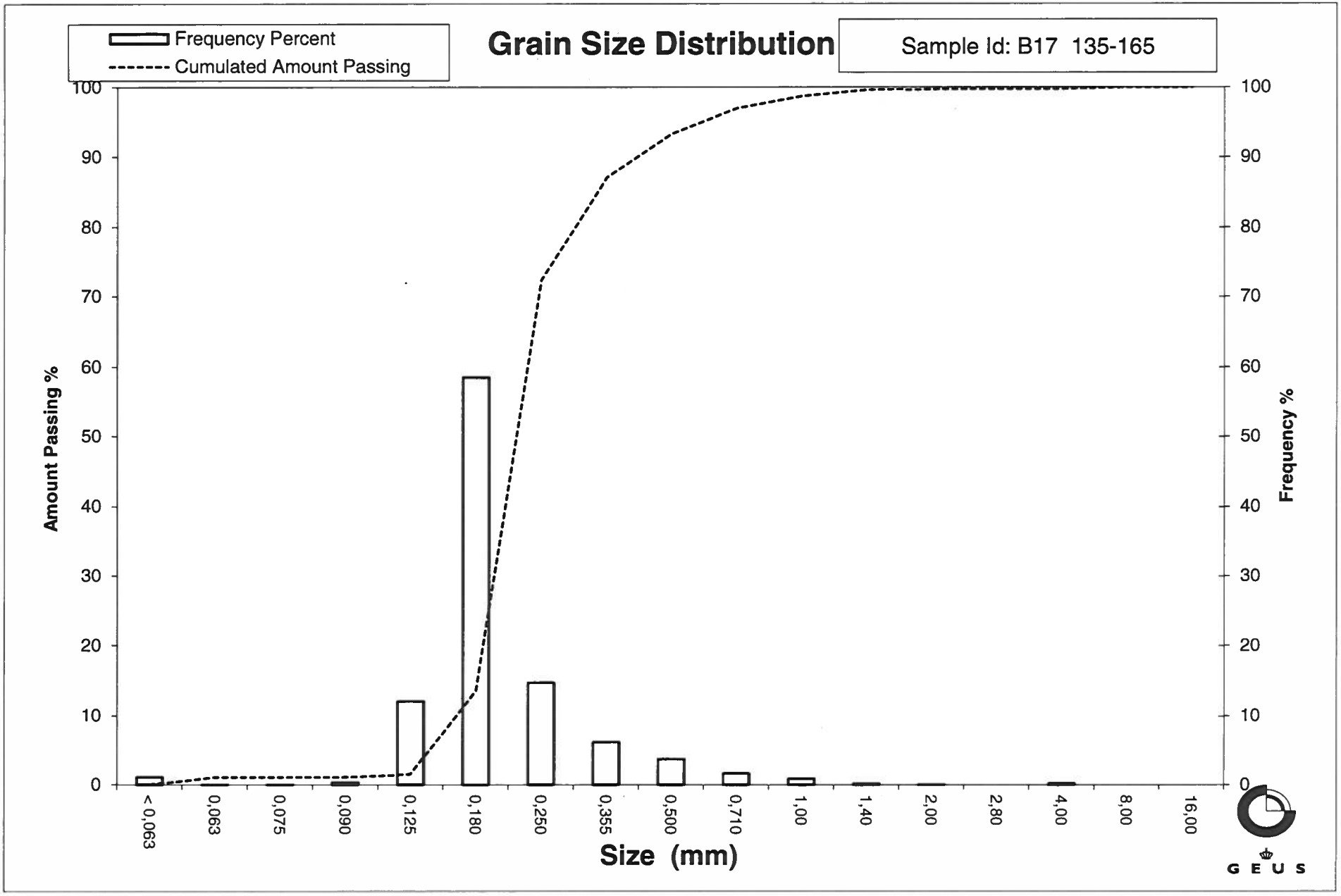
Frequency Percent
Cumulated Amount Passing
Grain Size Distribution
Sample Id: B17 135-165
Amount Passing %
Frequency %
100
90
80
70
60
50
40
30
20
10
0
< 0,063
0,063
0,075
0,090
0,125
0,180
0,250
0,355
0,500
0,710
1,00
1,40
2,00
2,80
4,00
8,00
16,00
Size (mm)
GEUS

Grain Size Distribution
Geotechnical

Sample Id: B17 280-330
Lab. Id: 220526
Projekt Energistyrelsen
Subject: B17
Date: 02-09-2022
Executed: PS/CRL
Remarks:

GEUS

Total Weight 107 g

Size Fractions

Sieve Analysis

	Size mm	Size Φ	Weight g	Weight %	Cumulated amount passing %
Gravel	16,00	-4,00	0,00	0,00	100,00
	8,00	-3,00	0,00	0,00	100,00
	4,00	-2,00	0,00	0,00	100,00
	2,80	-1,49	0,00	0,00	100,00
	2,00	-1,00	0,00	0,00	100,00
Sand	1,40	-0,49	0,02	0,02	99,98
	1,00	0,00	0,25	0,23	99,75
	0,710	0,49	0,82	0,77	98,98
	0,500	1,00	1,82	1,70	97,28
	0,355	1,49	4,77	4,46	92,82
	0,250	2,00	22,04	20,60	72,22
	0,180	2,47	70,73	66,10	6,12
	0,125	3,00	4,57	4,27	1,85
	0,090	3,47	0,33	0,31	1,54
	0,075	3,74	0,00	0,00	1,54
	0,063	3,99	0,05	0,05	1,50
	< 0,063	> 3,99	1,60	1,50	0,00

Size Classes (DGF-Bulletin 1 1988)

		Weight %
Silt and clay	(< 0,063 mm):	1,50
Sand, fine	(0,063 mm - 0,200 mm):	23,51
Sand, medium	(0,2 mm - 0,6 mm):	73,08
Sand, coarse	(0,6 mm - 2 mm):	1,91
Gravel	(> 2 mm):	0,00
Sum:		100,00

Moments Measures (Folk and Wards)

Percentile Amount in sieve	Percentile Amount passing	d(mm)	Φ
5%	95%	0,43	1,23
16%	84%	0,31	1,69
25%	75%	0,26	1,92
40%	60%	0,24	2,08
Median 50%	50%	0,23	2,14
75%	25%	0,20	2,32
84%	16%	0,19	2,39
90%	10%	0,18	2,44
95%	5%	0,17	2,59

Moments Statistics

Mean	2,07
Sorting	0,38
Skewness	-0,31
Kurtosis	1,39
Uniformity Coefficient	1,29

The analysis is executed according to DS 405.9 extended by sieves to the ½ phi scale

Size Classes and Percentiles are found by linear interpolation

Formulas

Mean (ϕ16%+ϕ84%+ϕ50%) / 3 (Folk and Ward 1957)

Sorting (ϕ84%-ϕ16%) / 4 + (ϕ95%-ϕ5%) / 6,6 (Folk and Ward 1957)

Kurtosis (ϕ95% - ϕ5%) / (2,44 * (ϕ75% - ϕ25%)) (Folk and Ward 1957)

Skewness (ϕ16%+ϕ84% - 2*ϕ50%) / (2*(ϕ84%-ϕ16%)) + (ϕ5%+ϕ95% - 2*ϕ50%) / (2*(ϕ95%-ϕ5%)) (Folk and Ward 1957)

Uniformity Coefficient (d60% / d10%) (dgf-Bulletin 1988)

Mean, sorting, skewness and kurtosis are based on "Amount in sieve". Uniformity coefficient is based on "Amount passing".

Øster Voldgade 10 1350 København K
Tel.: +45 38 14 20 00 Telefax: +45 38 14 20 50
Email: GEUS@geus.dk
www.geus.dk

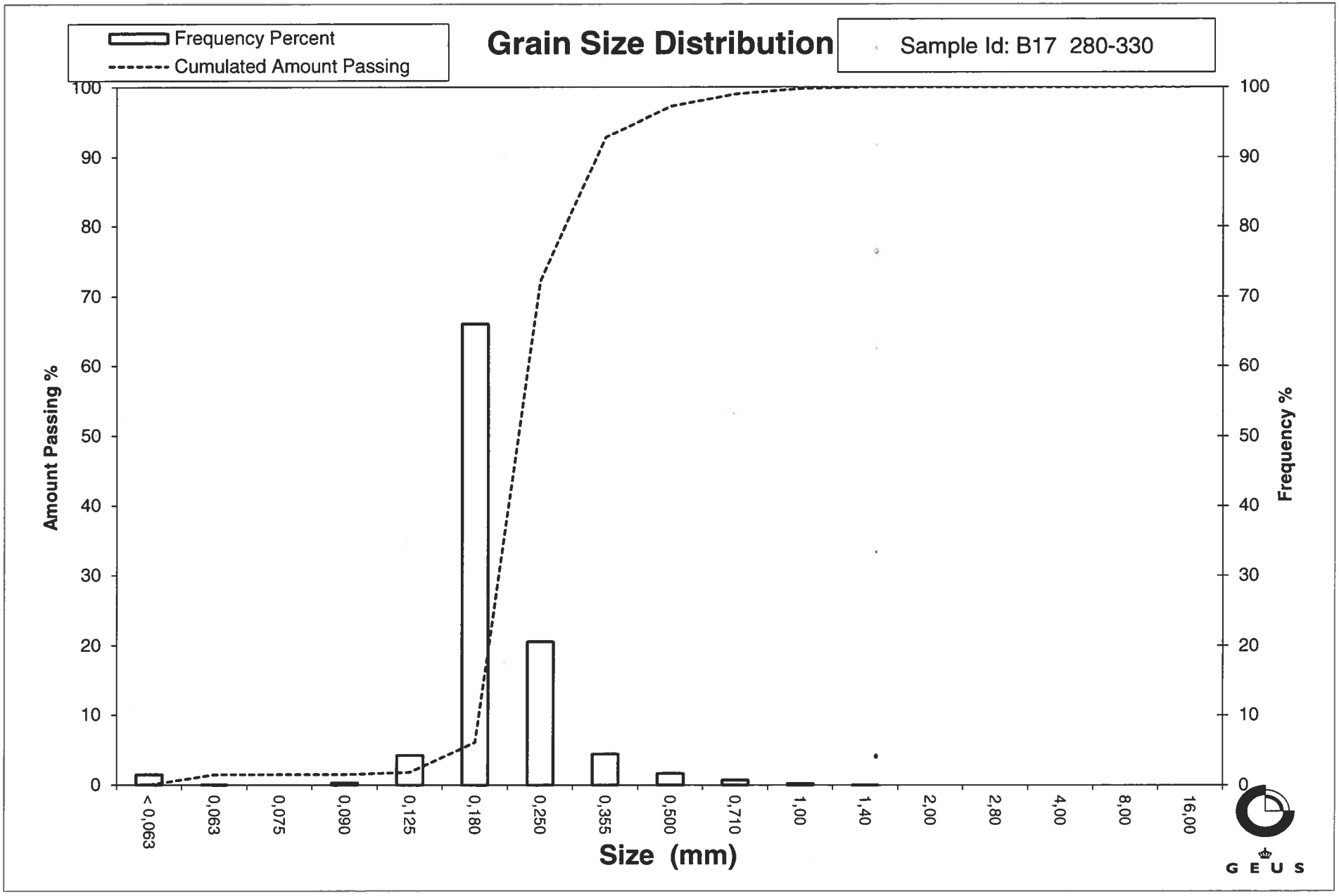
Grain Size Distribution
Sample Id: B17 280-330
Frequency Percent
Cumulated Amount Passing
Amount Passing %
Frequency %
Size (mm)
< 0,063
0,063
0,075
0,090
0,125
0,180
0,250
0,355
0,500
0,710
1,00
1,40
2,00
2,80
4,00
8,00
16,00
GEUS

Grain Size Distribution
Geotechnical

Sample Id: B17 380-430
Lab. Id: 220527
Projekt Energistyrelsen
Subject: B17
Date: 02-09-2022
Executed: PS/CRL
Remarks: >4mm består af skaller

GEUS

Total Weight 104,39 g

Size Fractions

Sieve Analysis

	Size mm	Size Φ	Weight g	Weight %	Cumulated amount passing %
Gravel	16,00	-4,00	0,00	0,00	100,00
	8,00	-3,00	0,00	0,00	100,00
	4,00	-2,00	0,15	0,14	99,86
	2,80	-1,49	0,00	0,00	99,86
	2,00	-1,00	0,00	0,00	99,86
Sand	1,40	-0,49	0,01	0,01	99,85
	1,00	0,00	0,17	0,16	99,68
	0,710	0,49	0,65	0,62	99,06
	0,500	1,00	2,67	2,56	96,50
	0,355	1,49	5,53	5,30	91,21
	0,250	2,00	22,83	21,87	69,34
	0,180	2,47	63,94	61,25	8,09
	0,125	3,00	7,05	6,75	1,33
	0,090	3,47	0,25	0,24	1,09
	0,075	3,74	0,02	0,02	1,07
	0,063	3,99	0,01	0,01	1,06
	< 0,063	> 3,99	1,11	1,06	0,00

Size Classes (DGF-Bulletin 1 1988)

		Weight %
Silt and clay	(< 0,063 mm):	1,06
Sand, fine	(0,063 mm - 0,200 mm):	24,52
Sand, medium	(0,2 mm - 0,6 mm):	72,14
Sand, coarse	(0,6 mm - 2 mm):	2,13
Gravel	(> 2 mm):	0,14
Sum:		100,00

Moments Measures (Folk and Wards)

Percentile Amount in sieve	Percentile Amount passing	d(mm)	Φ
5%	95%	0,46	1,12
16%	84%	0,32	1,64
25%	75%	0,28	1,85
40%	60%	0,24	2,06
Median 50%	50%	0,23	2,13
75%	25%	0,20	2,33
84%	16%	0,19	2,40
90%	10%	0,18	2,46
95%	5%	0,15	2,69

Moments Statistics

Mean	2,06
Sorting	0,43
Skewness	-0,29
Kurtosis	1,35
Uniformity Coefficient	1,31

The analysis is executed according to DS 405.9 extended by sieves to the ½ phi scale

Size Classes and Percentiles are found by linear interpolation

Formulas

Mean (ϕ16%+ϕ84%+ϕ50%) / 3 (Folk and Ward 1957)

Sorting (ϕ84%-ϕ16%) / 4 + (ϕ95%-ϕ5%) / 6,6 (Folk and Ward 1957)

Kurtosis (ϕ95% - ϕ5%) / (2,44 * (ϕ75% - ϕ25%)) (Folk and Ward 1957)

Skewness (ϕ16%+ϕ84% - 2*ϕ50%) / (2*(ϕ84%-ϕ16%)) + (ϕ5%+ϕ95% - 2*ϕ50%) / (2*(ϕ95%-ϕ5%)) (Folk and Ward 1957)

Uniformity Coefficient (d60% / d10%) (dgf-Bulletin 1988)

Mean, sorting, skewness and kurtosis are based on "Amount in sieve". Uniformity coefficient is based on "Amount passing".

Øster Voldgade 10 1350 København K
Tel.: +45 38 14 20 00 Telefax: +45 38 14 20 50
Email: GEUS@geus.dk
www.geus.dk

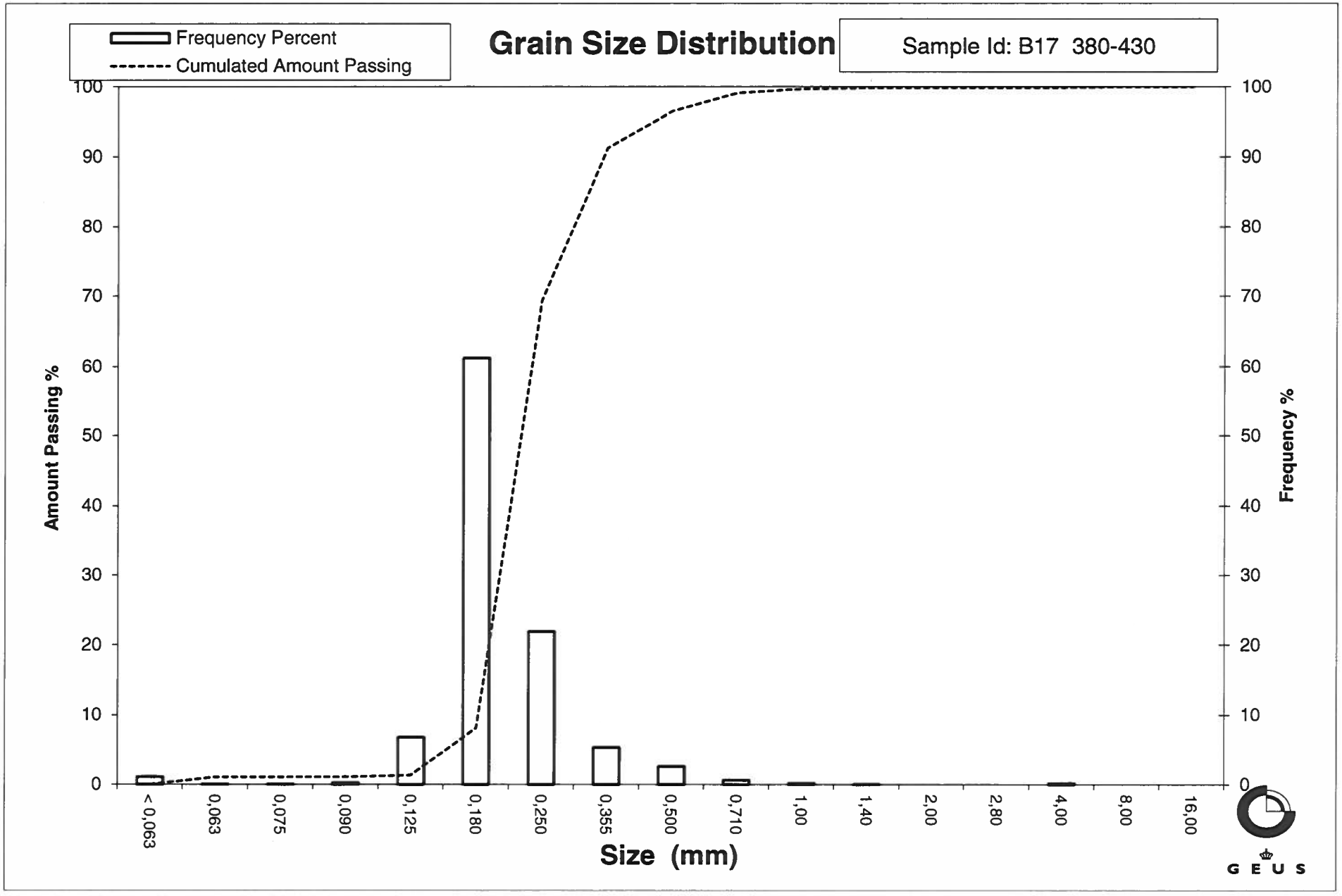
Frequency Percent
Cumulated Amount Passing
Grain Size Distribution
Sample Id: B17 380-430
Amount Passing %
Frequency %
100
90
80
70
60
50
40
30
20
10
0
< 0,063
0,063
0,075
0,090
0,125
0,180
0,250
0,355
0,500
0,710
1,00
1,40
2,00
2,80
4,00
8,00
16,00
Size (mm)
GEUS

Grain Size Distribution
Geotechnical

Sample Id: B18 0-30
Lab. Id: 220528
Projekt Energistyrelsen
Subject: B18
Date: 02-09-2022
Executed: PS/CRL
Remarks: >4mm består af skaller

GEUS

Total Weight 113,84 g

Size Fractions

Sieve Analysis

	Size mm	Size Φ	Weight g	Weight %	Cumulated amount passing %
Gravel	16,00	-4,00	0,00	0,00	100,00
	8,00	-3,00	0,00	0,00	100,00
	4,00	-2,00	0,31	0,27	99,73
	2,80	-1,49	0,15	0,13	99,60
	2,00	-1,00	2,34	2,06	97,54
Sand	1,40	-0,49	16,62	14,60	82,94
	1,00	0,00	15,27	13,41	69,53
	0,710	0,49	13,38	11,75	57,77
	0,500	1,00	13,54	11,89	45,88
	0,355	1,49	24,43	21,46	24,42
	0,250	2,00	20,19	17,74	6,68
	0,180	2,47	5,80	5,09	1,59
	0,125	3,00	0,68	0,60	0,99
	0,090	3,47	0,07	0,06	0,93
	0,075	3,74	0,00	0,00	0,93
	0,063	3,99	0,00	0,00	0,93
	< 0,063	> 3,99	1,06	0,93	0,00

Size Classes (DGF-Bulletin 1 1988)

		Weight %
Silt and clay	(< 0,063 mm):	0,93
Sand, fine	(0,063 mm - 0,200 mm):	2,11
Sand, medium	(0,2 mm - 0,6 mm):	48,50
Sand, coarse	(0,6 mm - 2 mm):	46,00
Gravel	(> 2 mm):	2,46
Sum:		100,00

Moments Measures (Folk and Wards)

Percentile Amount in sieve	Percentile Amount passing	d(mm)	Φ
5%	95%	1,90	-0,92
16%	84%	1,44	-0,53
25%	75%	1,16	-0,22
40%	60%	0,76	0,39
Median 50%	50%	0,57	0,80
75%	25%	0,36	1,48
84%	16%	0,31	1,71
90%	10%	0,27	1,89
95%	5%	0,23	2,14

Moments Statistics

Mean	0,66
Sorting	1,02
Skewness	-0,16
Kurtosis	0,74
Uniformity Coefficient	2,84

The analysis is executed according to DS 405.9 extended by sieves to the ½ phi scale

Size Classes and Percentiles are found by linear interpolation

Formulas

Mean (ϕ16%+ϕ84%+ϕ50%) / 3 (Folk and Ward 1957)

Sorting (ϕ84%-ϕ16%) / 4 + (ϕ95%-ϕ5%) / 6,6 (Folk and Ward 1957)

Kurtosis (ϕ95% - ϕ5%) / (2,44 * (ϕ75% - ϕ25%)) (Folk and Ward 1957)

Skewness (ϕ16%+ϕ84% - 2*ϕ50%) / (2*(ϕ84%-ϕ16%)) + (ϕ5%+ϕ95% - 2*ϕ50%) / (2*(ϕ95%-ϕ5%)) (Folk and Ward 1957)

Uniformity Coefficient (d60% / d10%) (dgf-Bulletin 1988)

Mean, sorting, skewness and kurtosis are based on "Amount in sieve". Uniformity coefficient is based on "Amount passing".

Øster Voldgade 10 1350 København K
Tel.: +45 38 14 20 00 Telefax: +45 38 14 20 50
Email: GEUS@geus.dk
www.geus.dk

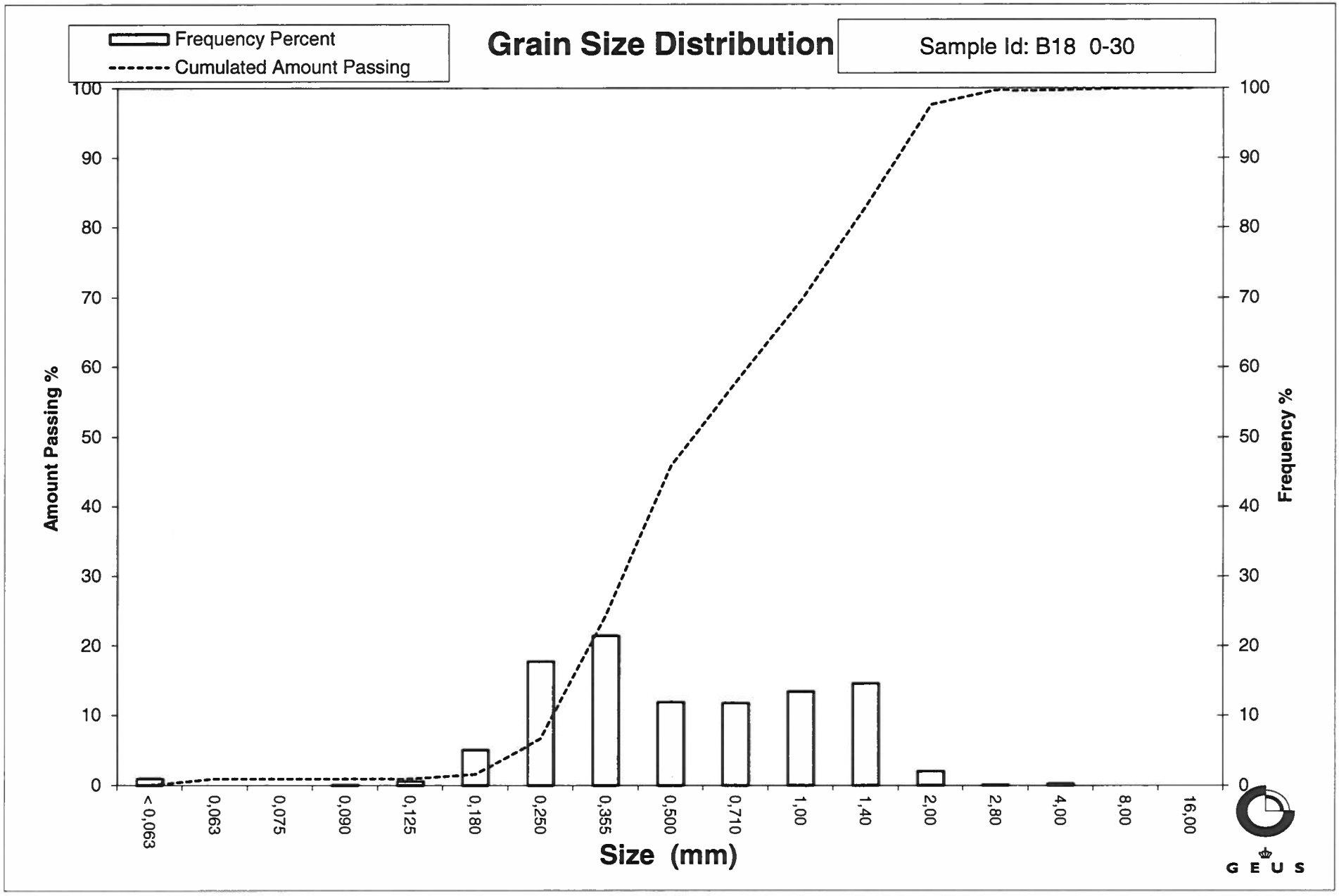
Frequency Percent
Cumulated Amount Passing
Grain Size Distribution
Sample Id: B18 0-30
Amount Passing %
Frequency %
100
90
80
70
60
50
40
30
20
10
0
< 0,063
0,063
0,075
0,090
0,125
0,180
0,250
0,355
0,500
0,710
1,00
1,40
2,00
2,80
4,00
8,00
16,00
Size (mm)
GEUS

Grain Size Distribution
Geotechnical

Sample Id: B18 100-150
Lab. Id: 220529
Projekt Energistyrelsen
Subject: B18
Date: 02-09-2022
Executed: PS/CRL
Remarks:

GEUS

Total Weight 123,86 g

Size Fractions

Sieve Analysis

	Size mm	Size Φ	Weight g	Weight %	Cumulated amount passing %
Gravel	16,00	-4,00	0,00	0,00	100,00
	8,00	-3,00	0,00	0,00	100,00
	4,00	-2,00	0,22	0,18	99,82
	2,80	-1,49	0,70	0,57	99,26
	2,00	-1,00	1,54	1,24	98,01
Sand	1,40	-0,49	2,53	2,04	95,97
	1,00	0,00	5,59	4,51	91,46
	0,710	0,49	7,19	5,80	85,65
	0,500	1,00	19,44	15,70	69,96
	0,355	1,49	31,33	25,29	44,66
	0,250	2,00	35,46	28,63	16,03
	0,180	2,47	14,80	11,95	4,09
	0,125	3,00	3,79	3,06	1,03
	0,090	3,47	0,23	0,19	0,84
	0,075	3,74	0,00	0,00	0,84
	0,063	3,99	0,00	0,00	0,84
	< 0,063	> 3,99	1,04	0,84	0,00

Size Classes (DGF-Bulletin 1 1988)

		Weight %
Silt and clay	(< 0,063 mm):	0,84
Sand, fine	(0,063 mm - 0,200 mm):	6,66
Sand, medium	(0,2 mm - 0,6 mm):	69,93
Sand, coarse	(0,6 mm - 2 mm):	20,58
Gravel	(> 2 mm):	1,99
Sum:		100,00

Moments Measures (Folk and Wards)

Percentile Amount in sieve	Percentile Amount passing	d(mm)	Φ
5%	95%	1,31	-0,39
16%	84%	0,69	0,54
25%	75%	0,57	0,82
40%	60%	0,44	1,17
Median 50%	50%	0,39	1,37
75%	25%	0,28	1,82
84%	16%	0,25	2,00
90%	10%	0,21	2,22
95%	5%	0,19	2,43

Moments Statistics

Mean	1,31
Sorting	0,79
Skewness	-0,20
Kurtosis	1,15
Uniformity Coefficient	2,06

The analysis is executed according to DS 405.9 extended by sieves to the ½ phi scale

Size Classes and Percentiles are found by linear interpolation

Formulas

Mean (ϕ16%+ϕ84%+ϕ50%) / 3 (Folk and Ward 1957)

Sorting (ϕ84%-ϕ16%) / 4 + (ϕ95%-ϕ5%) / 6,6 (Folk and Ward 1957)

Kurtosis (ϕ95% - ϕ5%) / (2,44 * (ϕ75% - ϕ25%)) (Folk and Ward 1957)

Skewness (ϕ16%+ϕ84% - 2*ϕ50%) / (2*(ϕ84%-ϕ16%)) + (ϕ5%+ϕ95% - 2*ϕ50%) / (2*(ϕ95%-ϕ5%)) (Folk and Ward 1957)

Uniformity Coefficient (d60% / d10%) (dgf-Bulletin 1988)

Mean, sorting, skewness and kurtosis are based on "Amount in sieve". Uniformity coefficient is based on "Amount passing".

Øster Voldgade 10 1350 København K
Tel.: +45 38 14 20 00 Telefax: +45 38 14 20 50
Email: GEUS@geus.dk
www.geus.dk

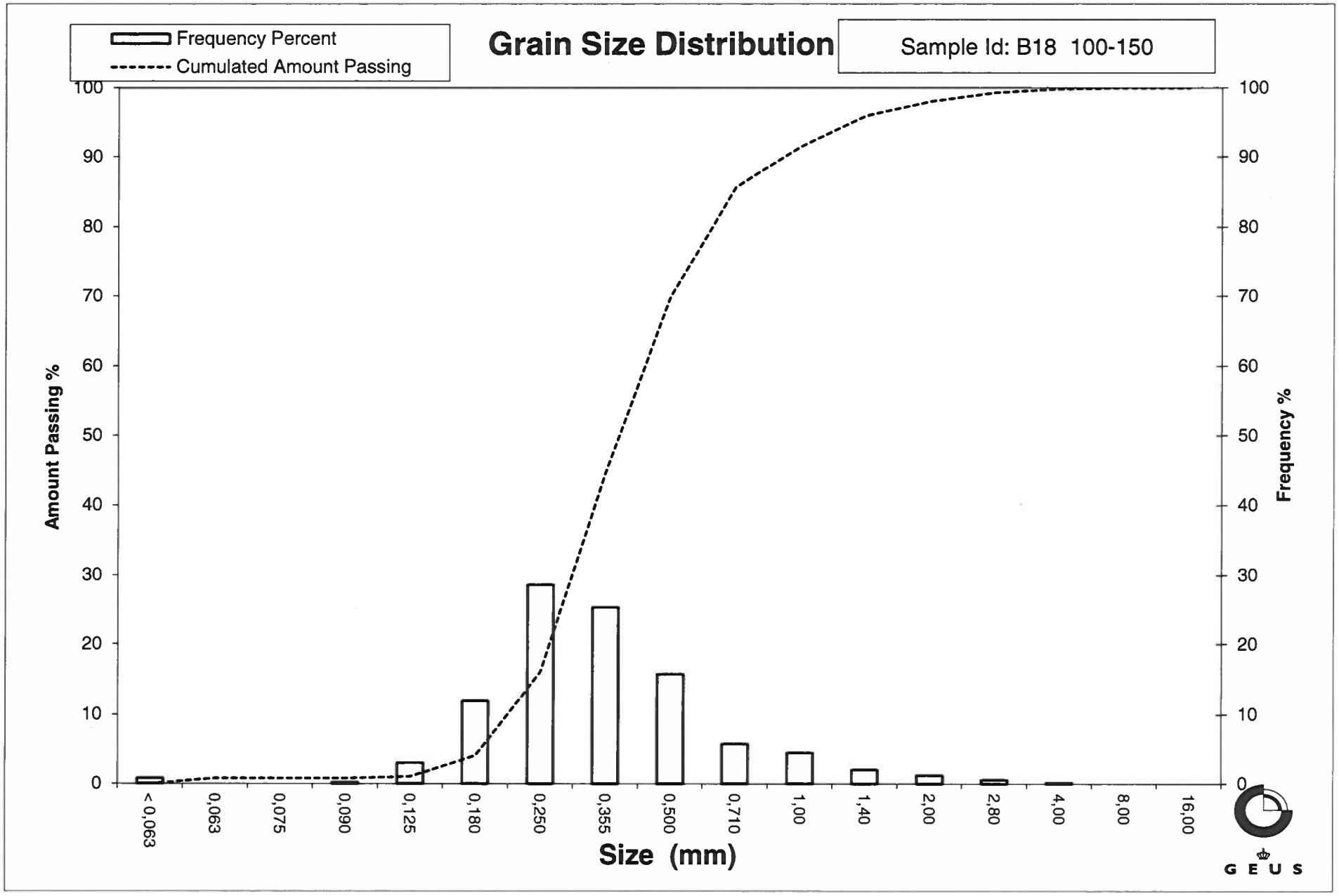
Frequency Percent
Cumulated Amount Passing
Grain Size Distribution
Sample Id: B18 100-150
Amount Passing %
Frequency %
100
90
80
70
60
50
40
30
20
10
0
< 0,063
0,063
0,075
0,090
0,125
0,180
0,250
0,355
0,500
0,710
1,00
1,40
2,00
2,80
4,00
8,00
16,00
Size (mm)
GEUS

Grain Size Distribution
Geotechnical

Sample Id: B18 200-250
Lab. Id: 220530
Projekt Energistyrelsen
Subject: B18
Date: 02-09-2022
Executed: PS/CRL
Remarks:

GEUS

Total Weight 119,12 g

Size Fractions

Sieve Analysis

	Size mm	Size Φ	Weight g	Weight %	Cumulated amount passing %
Gravel	16,00	-4,00	0,00	0,00	100,00
	8,00	-3,00	0,00	0,00	100,00
	4,00	-2,00	0,00	0,00	100,00
	2,80	-1,49	0,05	0,04	99,96
	2,00	-1,00	0,36	0,30	99,66
Sand	1,40	-0,49	1,93	1,62	98,04
	1,00	0,00	6,11	5,13	92,91
	0,710	0,49	10,71	8,99	83,92
	0,500	1,00	19,35	16,24	67,67
	0,355	1,49	32,56	27,33	40,34
	0,250	2,00	28,19	23,67	16,67
	0,180	2,47	14,81	12,43	4,24
	0,125	3,00	3,49	2,93	1,31
	0,090	3,47	0,48	0,40	0,91
	0,075	3,74	0,00	0,00	0,91
	0,063	3,99	0,01	0,01	0,90
	< 0,063	> 3,99	1,07	0,90	0,00

Size Classes (DGF-Bulletin 1 1988)

		Weight %
Silt and clay	(< 0,063 mm):	0,90
Sand, fine	(0,063 mm - 0,200 mm):	6,89
Sand, medium	(0,2 mm - 0,6 mm):	67,61
Sand, coarse	(0,6 mm - 2 mm):	24,25
Gravel	(> 2 mm):	0,34
Sum:		100,00

Moments Measures (Folk and Wards)

Percentile Amount in sieve	Percentile Amount passing	d(mm)	Φ
5%	95%	1,16	-0,22
16%	84%	0,71	0,49
25%	75%	0,59	0,75
40%	60%	0,46	1,12
Median 50%	50%	0,41	1,30
75%	25%	0,29	1,80
84%	16%	0,25	2,02
90%	10%	0,21	2,23
95%	5%	0,18	2,44

Moments Statistics

Mean	1,27
Sorting	0,79
Skewness	-0,10
Kurtosis	1,04
Uniformity Coefficient	2,16

The analysis is executed according to DS 405.9 extended by sieves to the ½ phi scale

Size Classes and Percentiles are found by linear interpolation

Formulas

Mean (ϕ16%+ϕ84%+ϕ50%) / 3 (Folk and Ward 1957)

Sorting (ϕ84%-ϕ16%) / 4 + (ϕ95%-ϕ5%) / 6,6 (Folk and Ward 1957)

Kurtosis (ϕ95% - ϕ5%) / (2,44 * (ϕ75% - ϕ25%)) (Folk and Ward 1957)

Skewness (ϕ16%+ϕ84% - 2*ϕ50%) / (2*(ϕ84%-ϕ16%)) + (ϕ5%+ϕ95% - 2*ϕ50%) / (2*(ϕ95%-ϕ5%)) (Folk and Ward 1957)

Uniformity Coefficient (d60% / d10%) (dgf-Bulletin 1988)

Mean, sorting, skewness and kurtosis are based on "Amount in sieve". Uniformity coefficient is based on "Amount passing".

Øster Voldgade 10 1350 København K
Tel.: +45 38 14 20 00 Telefax: +45 38 14 20 50
Email: GEUS@geus.dk
www.geus.dk

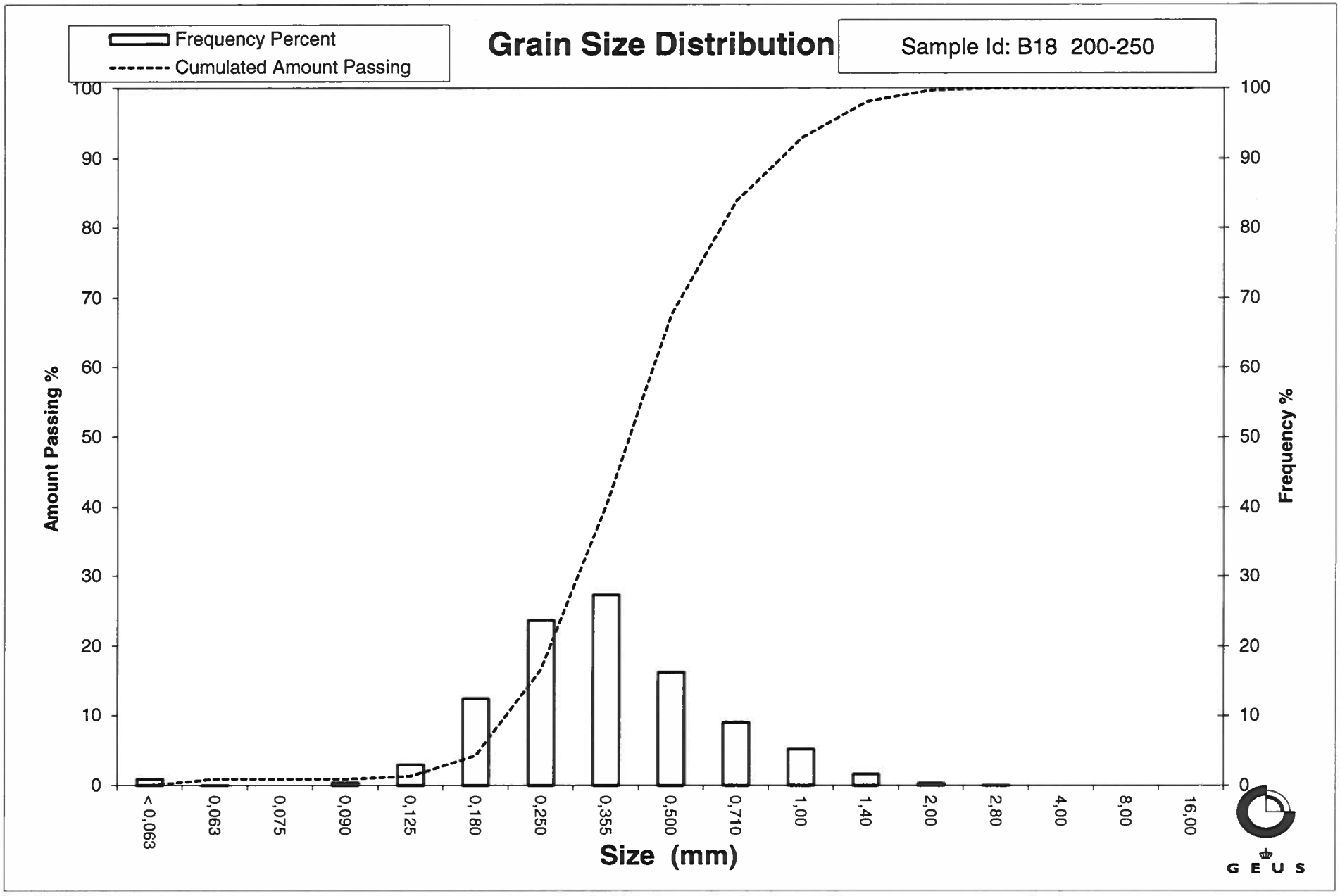
Frequency Percent
Cumulated Amount Passing
Grain Size Distribution
Sample Id: B18 200-250
Amount Passing %
Frequency %
100
90
80
70
60
50
40
30
20
10
0
< 0,063
0,063
0,075
0,090
0,125
0,180
0,250
0,355
0,500
0,710
1,00
1,40
2,00
2,80
4,00
8,00
16,00
Size (mm)
GEUS

Grain Size Distribution
Geotechnical

Sample Id: B18 315-365
Lab. Id: 220531
Projekt Energistyrelsen
Subject: B18
Date: 02-09-2022
Executed: PS/CRL
Remarks: >1,4mm består af skaller

GEUS

Total Weight 112,94 g

Size Fractions

Sieve Analysis

	Size mm	Size Φ	Weight g	Weight %	Cumulated amount passing %
Gravel	16,00	-4,00	0,00	0,00	100,00
	8,00	-3,00	0,00	0,00	100,00
	4,00	-2,00	0,07	0,06	99,94
	2,80	-1,49	0,12	0,11	99,83
	2,00	-1,00	0,03	0,03	99,81
Sand	1,40	-0,49	0,03	0,03	99,78
	1,00	0,00	0,40	0,35	99,42
	0,710	0,49	1,20	1,06	98,36
	0,500	1,00	12,25	10,85	87,52
	0,355	1,49	29,72	26,31	61,20
	0,250	2,00	34,37	30,43	30,77
	0,180	2,47	24,52	21,71	9,06
	0,125	3,00	8,50	7,53	1,53
	0,090	3,47	0,53	0,47	1,06
	0,075	3,74	0,04	0,04	1,03
	0,063	3,99	0,00	0,00	1,03
	< 0,063	> 3,99	1,16	1,03	0,00

Size Classes (DGF-Bulletin 1 1988)

		Weight %
Silt and clay	(< 0,063 mm):	1,03
Sand, fine	(0,063 mm - 0,200 mm):	14,23
Sand, medium	(0,2 mm - 0,6 mm):	77,42
Sand, coarse	(0,6 mm - 2 mm):	7,12
Gravel	(> 2 mm):	0,19
Sum:		100,00

Moments Measures (Folk and Wards)

Percentile Amount in sieve	Percentile Amount passing	d(mm)	Φ
5%	95%	0,64	0,63
16%	84%	0,48	1,06
25%	75%	0,43	1,21
40%	60%	0,35	1,51
Median 50%	50%	0,32	1,66
75%	25%	0,23	2,11
84%	16%	0,20	2,30
90%	10%	0,18	2,45
95%	5%	0,15	2,73

Moments Statistics

Mean	1,67
Sorting	0,63
Skewness	0,03
Kurtosis	0,96
Uniformity Coefficient	1,92

The analysis is executed according to DS 405.9 extended by sieves to the ½ phi scale

Size Classes and Percentiles are found by linear interpolation

Formulas

Mean (ϕ16%+ϕ84%+ϕ50%) / 3 (Folk and Ward 1957)

Sorting (ϕ84%-ϕ16%) / 4 + (ϕ95%-ϕ5%) / 6,6 (Folk and Ward 1957)

Kurtosis (ϕ95% - ϕ5%) / (2,44 * (ϕ75% - ϕ25%)) (Folk and Ward 1957)

Skewness (ϕ16%+ϕ84% - 2*ϕ50%) / (2*(ϕ84%-ϕ16%)) + (ϕ5%+ϕ95% - 2*ϕ50%) / (2*(ϕ95%-ϕ5%)) (Folk and Ward 1957)

Uniformity Coefficient (d60% / d10%) (dgf-Bulletin 1988)

Mean, sorting, skewness and kurtosis are based on "Amount in sieve". Uniformity coefficient is based on "Amount passing".

Øster Voldgade 10 1350 København K
Tel.: +45 38 14 20 00 Telefax: +45 38 14 20 50
Email: GEUS@geus.dk
www.geus.dk

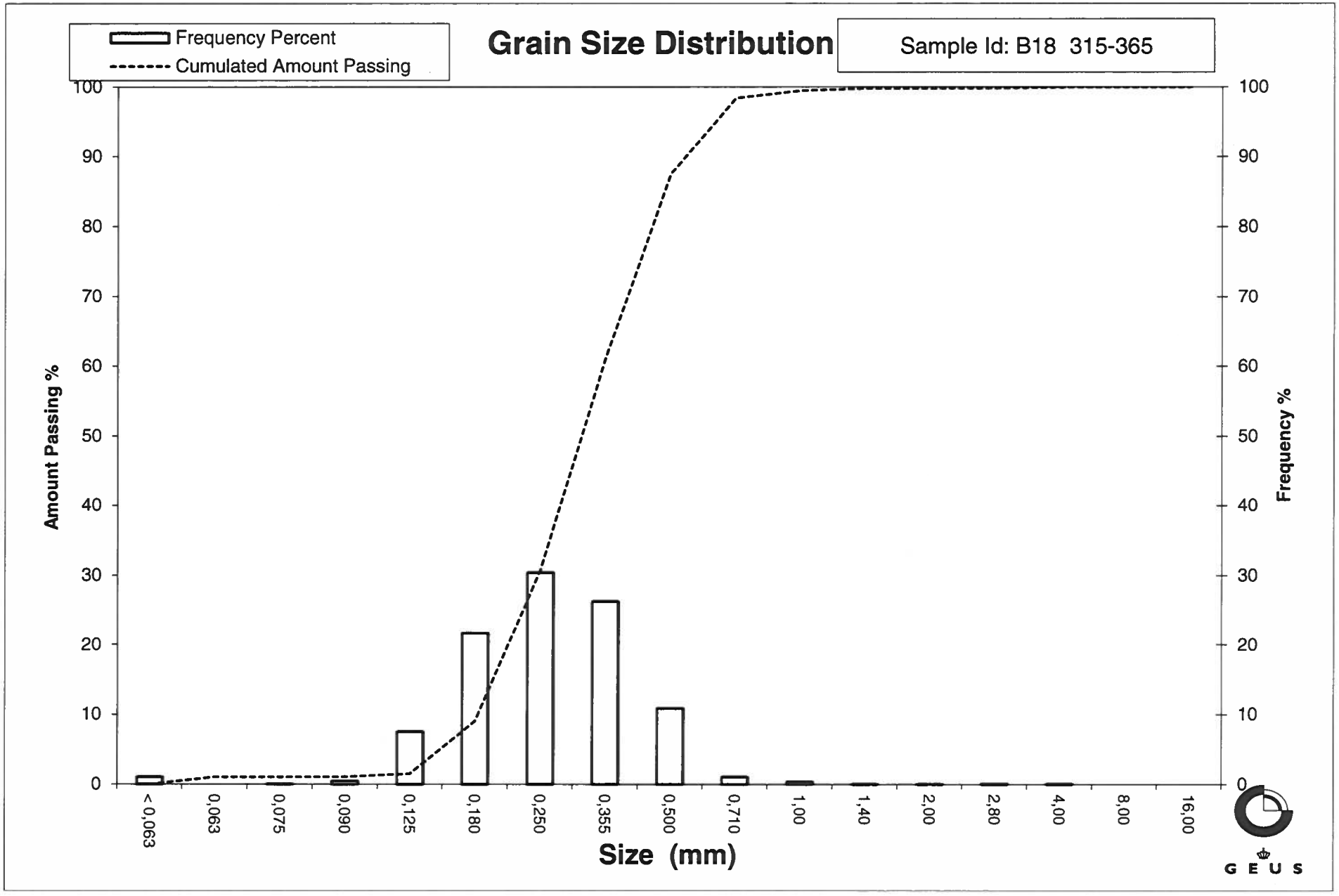
Frequency Percent
Cumulated Amount Passing
Grain Size Distribution
Sample Id: B18 315-365
Amount Passing %
Frequency %
100
90
80
70
60
50
40
30
20
10
0
< 0,063
0,063
0,075
0,090
0,125
0,180
0,250
0,355
0,500
0,710
1,00
1,40
2,00
2,80
4,00
8,00
16,00
Size (mm)
GEUS

Grain Size Distribution
Geotechnical

Sample Id: B19 0-50
Lab. Id: 220532
Projekt Energistyrelsen
Subject: B19
Date: 02-09-2022
Executed: PS/CRL
Remarks:

GEUS

Total Weight 121,74 g

Size Fractions

Sieve Analysis

	Size mm	Size Φ	Weight g	Weight %	Cumulated amount passing %
Gravel	16,00	-4,00	0,00	0,00	100,00
	8,00	-3,00	0,00	0,00	100,00
	4,00	-2,00	0,00	0,00	100,00
	2,80	-1,49	0,00	0,00	100,00
	2,00	-1,00	0,10	0,08	99,92
Sand	1,40	-0,49	0,73	0,60	99,32
	1,00	0,00	3,68	3,02	96,30
	0,710	0,49	6,55	5,38	90,92
	0,500	1,00	13,34	10,96	79,96
	0,355	1,49	38,71	31,80	48,16
	0,250	2,00	44,97	36,94	11,22
	0,180	2,47	11,82	9,71	1,51
	0,125	3,00	0,93	0,76	0,75
	0,090	3,47	0,09	0,07	0,67
	0,075	3,74	0,00	0,00	0,67
	0,063	3,99	0,00	0,00	0,67
	< 0,063	> 3,99	0,82	0,67	0,00

Size Classes (DGF-Bulletin 1 1988)

		Weight %
Silt and clay	(< 0,063 mm):	0,67
Sand, fine	(0,063 mm - 0,200 mm):	3,61
Sand, medium	(0,2 mm - 0,6 mm):	80,89
Sand, coarse	(0,6 mm - 2 mm):	14,74
Gravel	(> 2 mm):	0,08
Sum:		100,00

Moments Measures (Folk and Wards)

Percentile Amount in sieve	Percentile Amount passing	d(mm)	Φ
5%	95%	0,93	0,10
16%	84%	0,58	0,79
25%	75%	0,48	1,07
40%	60%	0,41	1,29
Median 50%	50%	0,36	1,46
75%	25%	0,29	1,79
84%	16%	0,26	1,92
90%	10%	0,24	2,05
95%	5%	0,21	2,29

Moments Statistics

Mean	1,39
Sorting	0,61
Skewness	-0,21
Kurtosis	1,24
Uniformity Coefficient	1,70

The analysis is executed according to DS 405.9 extended by sieves to the ½ phi scale

Size Classes and Percentiles are found by linear interpolation

Formulas

Mean (ϕ16%+ϕ84%+ϕ50%) / 3 (Folk and Ward 1957)

Sorting (ϕ84%-ϕ16%) / 4 + (ϕ95%-ϕ5%) / 6,6 (Folk and Ward 1957)

Kurtosis (ϕ95% - ϕ5%) / (2,44 * (ϕ75% - ϕ25%)) (Folk and Ward 1957)

Skewness (ϕ16%+ϕ84% - 2*ϕ50%) / (2*(ϕ84%-ϕ16%)) + (ϕ5%+ϕ95% - 2*ϕ50%) / (2*(ϕ95%-ϕ5%)) (Folk and Ward 1957)

Uniformity Coefficient (d60% / d10%) (dgf-Bulletin 1988)

Mean, sorting, skewness and kurtosis are based on "Amount in sieve". Uniformity coefficient is based on "Amount passing".

Øster Voldgade 10 1350 København K
Tel.: +45 38 14 20 00 Telefax: +45 38 14 20 50
Email: GEUS@geus.dk
www.geus.dk

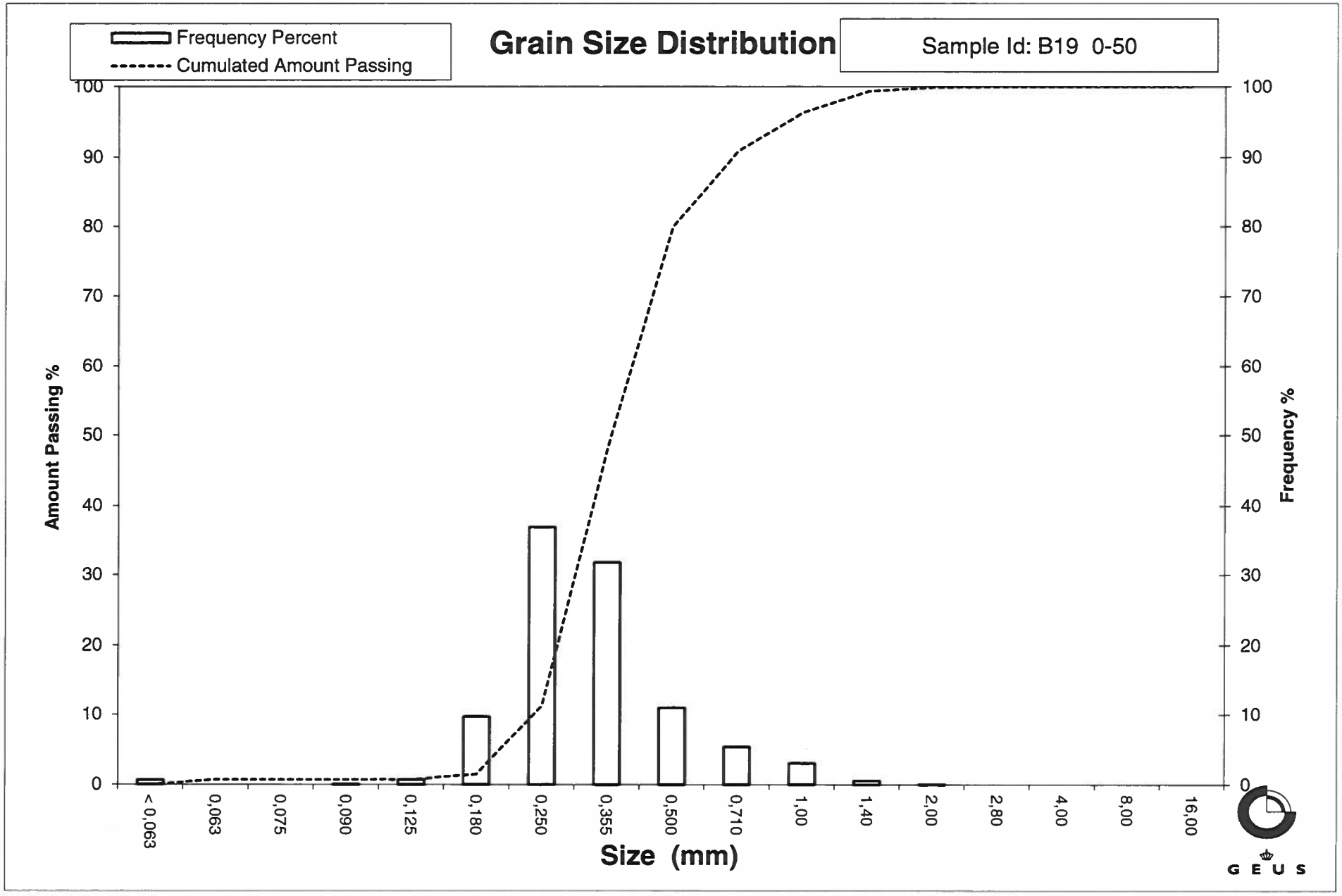
Frequency Percent
Cumulated Amount Passing
Grain Size Distribution
Sample Id: B19 0-50
Amount Passing %
Frequency %
100
90
80
70
60
50
40
30
20
10
0
< 0,063
0,063
0,075
0,090
0,125
0,180
0,250
0,355
0,500
0,710
1,00
1,40
2,00
2,80
4,00
8,00
16,00
Size (mm)
GEUS

Grain Size Distribution
Geotechnical

Sample Id: B19 100-150
Lab. Id: 220533
Projekt Energistyrelsen
Subject: B19
Date: 02-09-2022
Executed: PS/CRL
Remarks:

GEUS

Total Weight 109,43 g

Size Fractions

Sieve Analysis

	Size mm	Size Φ	Weight g	Weight %	Cumulated amount passing %
Gravel	16,00	-4,00	0,00	0,00	100,00
	8,00	-3,00	0,00	0,00	100,00
	4,00	-2,00	0,00	0,00	100,00
	2,80	-1,49	0,00	0,00	100,00
	2,00	-1,00	0,00	0,00	100,00
Sand	1,40	-0,49	0,04	0,04	99,96
	1,00	0,00	0,92	0,84	99,12
	0,710	0,49	2,13	1,95	97,18
	0,500	1,00	10,15	9,28	87,90
	0,355	1,49	30,13	27,53	60,37
	0,250	2,00	46,89	42,85	17,52
	0,180	2,47	16,10	14,71	2,81
	0,125	3,00	2,12	1,94	0,87
	0,090	3,47	0,06	0,05	0,81
	0,075	3,74	0,00	0,00	0,81
	0,063	3,99	0,00	0,00	0,81
	< 0,063	> 3,99	0,89	0,81	0,00

Size Classes (DGF-Bulletin 1 1988)

		Weight %
Silt and clay	(< 0,063 mm):	0,81
Sand, fine	(0,063 mm - 0,200 mm):	6,20
Sand, medium	(0,2 mm - 0,6 mm):	85,31
Sand, coarse	(0,6 mm - 2 mm):	7,68
Gravel	(> 2 mm):	0,00
Sum:		100,00

Moments Measures (Folk and Wards)

Percentile Amount in sieve	Percentile Amount passing	d(mm)	Φ
5%	95%	0,66	0,60
16%	84%	0,48	1,06
25%	75%	0,43	1,21
40%	60%	0,35	1,50
Median 50%	50%	0,33	1,60
75%	25%	0,27	1,90
84%	16%	0,24	2,04
90%	10%	0,21	2,22
95%	5%	0,19	2,39

Moments Statistics

Mean	1,57
Sorting	0,52
Skewness	-0,11
Kurtosis	1,07
Uniformity Coefficient	1,65

The analysis is executed according to DS 405.9 extended by sieves to the ½ phi scale

Size Classes and Percentiles are found by linear interpolation

Formulas

Mean (ϕ16%+ϕ84%+ϕ50%) / 3 (Folk and Ward 1957)

Sorting (ϕ84%-ϕ16%) / 4 + (ϕ95%-ϕ5%) / 6,6 (Folk and Ward 1957)

Kurtosis (ϕ95% - ϕ5%) / (2,44 * (ϕ75% - ϕ25%)) (Folk and Ward 1957)

Skewness (ϕ16%+ϕ84% - 2*ϕ50%) / (2*(ϕ84%-ϕ16%)) + (ϕ5%+ϕ95% - 2*ϕ50%) / (2*(ϕ95%-ϕ5%)) (Folk and Ward 1957)

Uniformity Coefficient (d60% / d10%) (dgf-Bulletin 1988)

Mean, sorting, skewness and kurtosis are based on "Amount in sieve". Uniformity coefficient is based on "Amount passing".

Øster Voldgade 10 1350 København K
Tel.: +45 38 14 20 00 Telefax: +45 38 14 20 50
Email: GEUS@geus.dk
www.geus.dk

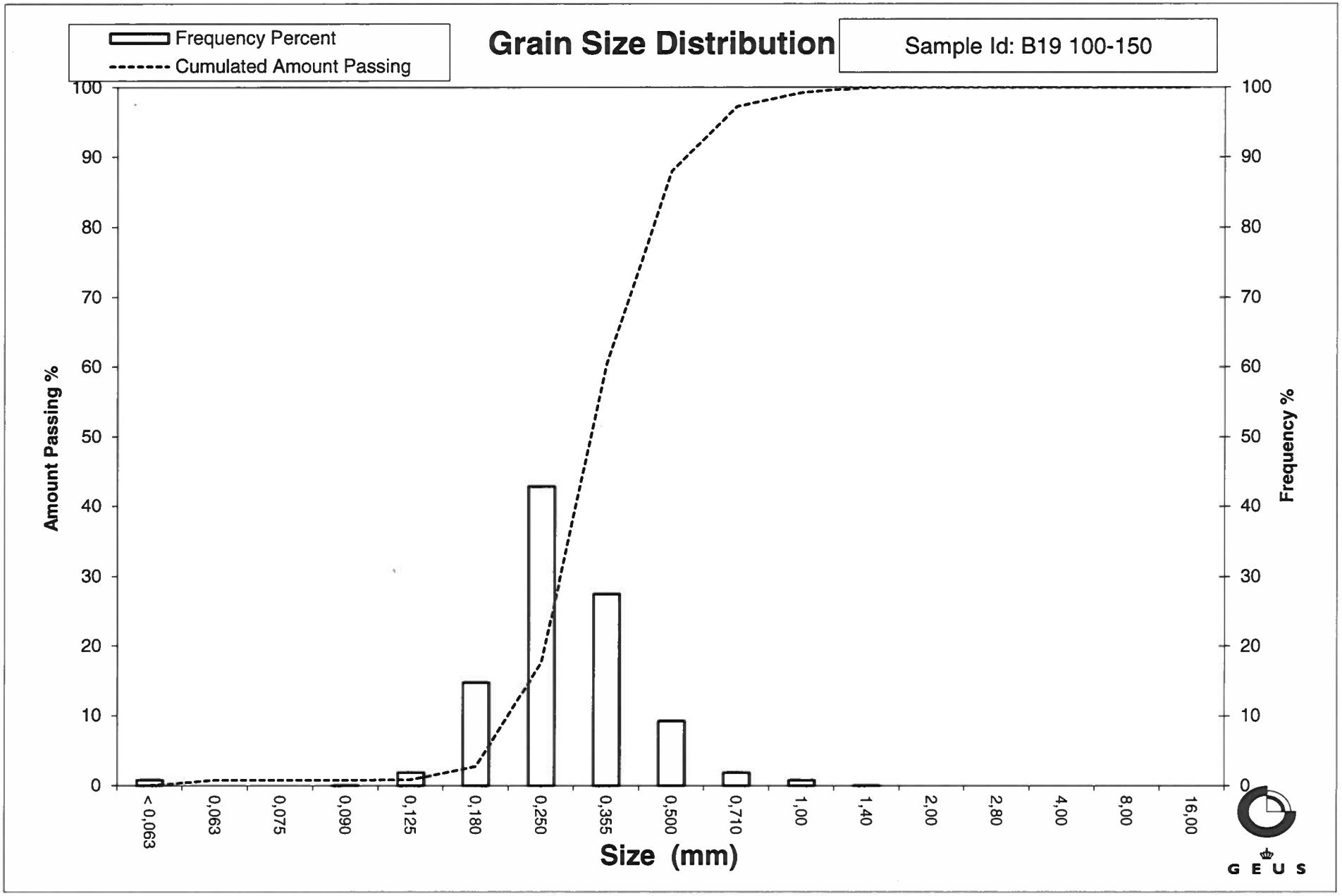
Frequency Percent
Cumulated Amount Passing
Grain Size Distribution
Sample Id: B19 100-150
Amount Passing %
Frequency %
100
90
80
70
60
50
40
30
20
10
0
< 0,063
0,063
0,075
0,090
0,125
0,180
0,250
0,355
0,500
0,710
1,00
1,40
2,00
2,80
4,00
8,00
16,00
Size (mm)
GEUS

Grain Size Distribution
Geotechnical

Sample Id: B19 280-310
Lab. Id: 220534
Projekt Energistyrelsen
Subject: B19
Date: 02-09-2022
Executed: PS/CRL
Remarks: >8mm består af skaller

GEUS

Total Weight 276,08 g

Size Fractions

Sieve Analysis

	Size mm	Size Φ	Weight g	Weight %	Cumulated amount passing %
Gravel	16,00	-4,00	0,00	0,00	100,00
	8,00	-3,00	0,46	0,17	99,83
	4,00	-2,00	3,25	1,18	98,66
	2,80	-1,49	19,14	6,93	91,72
	2,00	-1,00	27,81	10,07	81,65
Sand	1,40	-0,49	33,52	12,14	69,51
	1,00	0,00	28,67	10,38	59,12
	0,710	0,49	28,10	10,18	48,95
	0,500	1,00	30,18	10,93	38,01
	0,355	1,49	42,86	15,52	22,49
	0,250	2,00	42,80	15,50	6,99
	0,180	2,47	15,69	5,68	1,30
	0,125	3,00	1,56	0,57	0,74
	0,090	3,47	0,15	0,05	0,68
	0,075	3,74	0,02	0,01	0,68
	0,063	3,99	0,02	0,01	0,67
	< 0,063	> 3,99	1,85	0,67	0,00

Size Classes (DGF-Bulletin 1 1988)

		Weight %
Silt and clay	(< 0,063 mm):	0,67
Sand, fine	(0,063 mm - 0,200 mm):	2,26
Sand, medium	(0,2 mm - 0,6 mm):	40,29
Sand, coarse	(0,6 mm - 2 mm):	38,43
Gravel	(> 2 mm):	18,35
Sum:		100,00

Moments Measures (Folk and Wards)

Percentile Amount in sieve	Percentile Amount passing	d(mm)	Φ
5%	95%	3,37	-1,75
16%	84%	2,19	-1,13
25%	75%	1,67	-0,74
40%	60%	1,03	-0,05
Median 50%	50%	0,74	0,43
75%	25%	0,38	1,40
84%	16%	0,31	1,68
90%	10%	0,27	1,89
95%	5%	0,23	2,15

Moments Statistics

Mean	0,33
Sorting	1,29
Skewness	-0,12
Kurtosis	0,75
Uniformity Coefficient	3,82

The analysis is executed according to DS 405.9 extended by sieves to the ½ phi scale

Size Classes and Percentiles are found by linear interpolation

Formulas

Mean (ϕ16%+ϕ84%+ϕ50%) / 3 (Folk and Ward 1957)

Sorting (ϕ84%-ϕ16%) / 4 + (ϕ95%-ϕ5%) / 6,6 (Folk and Ward 1957)

Kurtosis (ϕ95% - ϕ5%) / (2,44 * (ϕ75% - ϕ25%)) (Folk and Ward 1957)

Skewness (ϕ16%+ϕ84% - 2*ϕ50%) / (2*(ϕ84%-ϕ16%)) + (ϕ5%+ϕ95% - 2*ϕ50%) / (2*(ϕ95%-ϕ5%)) (Folk and Ward 1957)

Uniformity Coefficient (d60% / d10%) (dgf-Bulletin 1988)

Mean, sorting, skewness and kurtosis are based on "Amount in sieve". Uniformity coefficient is based on "Amount passing".

Øster Voldgade 10 1350 København K
Tel.: +45 38 14 20 00 Telefax: +45 38 14 20 50
Email: GEUS@geus.dk
www.geus.dk

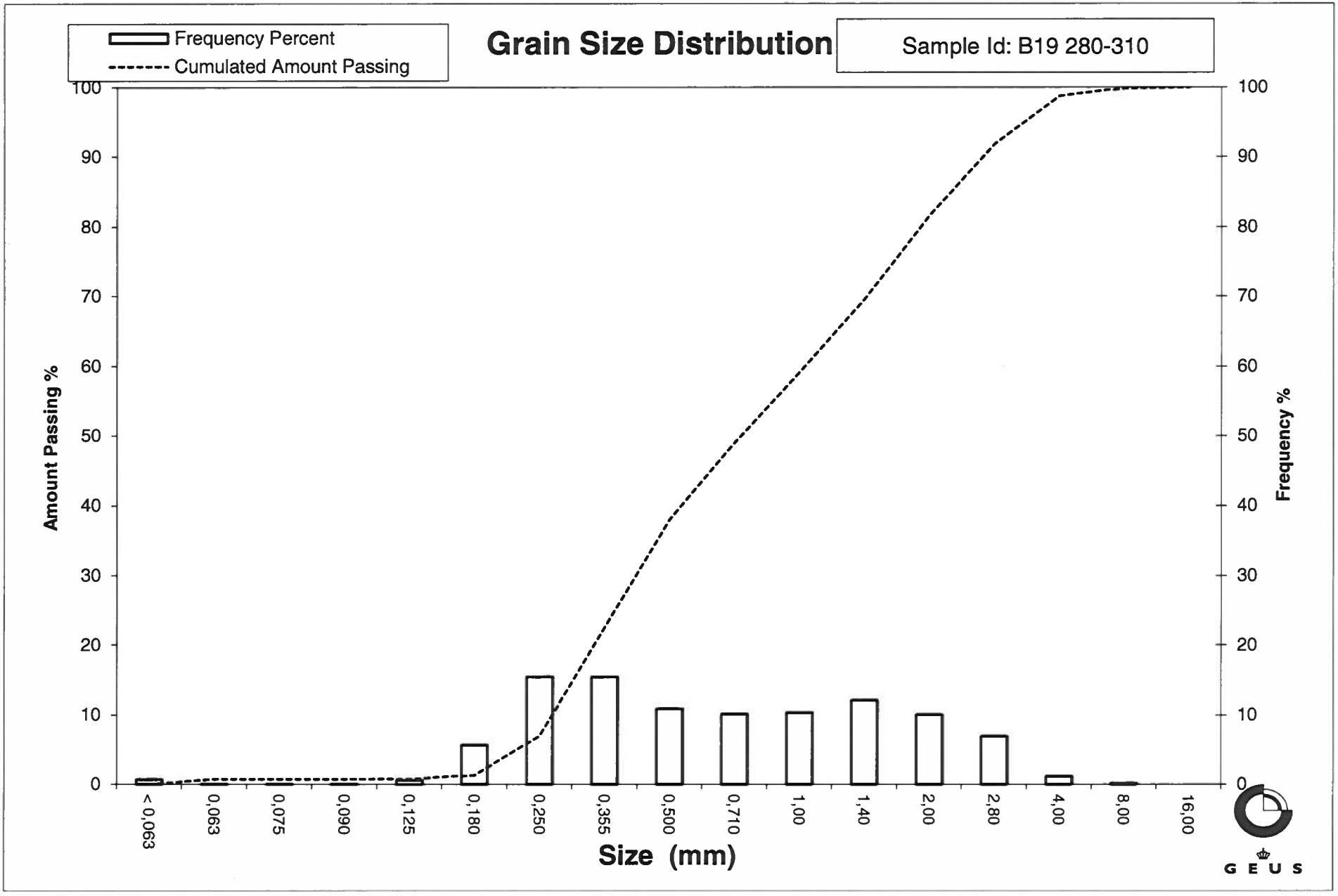
Frequency Percent
Cumulated Amount Passing
Grain Size Distribution
Sample Id: B19 280-310
Amount Passing %
Frequency %
100
90
80
70
60
50
40
30
20
10
0
< 0,063
0,063
0,075
0,090
0,125
0,180
0,250
0,355
0,500
0,710
1,00
1,40
2,00
2,80
4,00
8,00
16,00
Size (mm)
GEUS

Grain Size Distribution
Geotechnical

Sample Id: B19 340-390
Lab. Id: 220535
Projekt Energistyrelsen
Subject: B19
Date: 02-09-2022
Executed: PS/CRL
Remarks:

GEUS

Total Weight 136,48 g

Size Fractions

Sieve Analysis

	Size mm	Size Φ	Weight g	Weight %	Cumulated amount passing %
Gravel	16,00	-4,00	0,00	0,00	100,00
	8,00	-3,00	0,00	0,00	100,00
	4,00	-2,00	0,00	0,00	100,00
	2,80	-1,49	0,02	0,01	99,99
	2,00	-1,00	0,31	0,23	99,76
Sand	1,40	-0,49	0,83	0,61	99,15
	1,00	0,00	3,62	2,65	96,50
	0,710	0,49	6,66	4,88	91,62
	0,500	1,00	20,16	14,77	76,85
	0,355	1,49	34,28	25,12	51,73
	0,250	2,00	39,44	28,90	22,83
	0,180	2,47	22,49	16,48	6,35
	0,125	3,00	7,35	5,39	0,97
	0,090	3,47	0,48	0,35	0,62
	0,075	3,74	0,01	0,01	0,61
	0,063	3,99	0,00	0,00	0,61
	< 0,063	> 3,99	0,83	0,61	0,00

Size Classes (DGF-Bulletin 1 1988)

		Weight %
Silt and clay	(< 0,063 mm):	0,61
Sand, fine	(0,063 mm - 0,200 mm):	10,45
Sand, medium	(0,2 mm - 0,6 mm):	72,82
Sand, coarse	(0,6 mm - 2 mm):	15,88
Gravel	(> 2 mm):	0,24
Sum:		100,00

Moments Measures (Folk and Wards)

Percentile Amount in sieve	Percentile Amount passing	d(mm)	Φ
5%	95%	0,91	0,13
16%	84%	0,60	0,73
25%	75%	0,49	1,03
40%	60%	0,40	1,31
Median 50%	50%	0,35	1,52
75%	25%	0,26	1,96
84%	16%	0,22	2,18
90%	10%	0,20	2,35
95%	5%	0,17	2,59

Moments Statistics

Mean	1,48
Sorting	0,73
Skewness	-0,11
Kurtosis	1,09
Uniformity Coefficient	2,06

The analysis is executed according to DS 405.9 extended by sieves to the ½ phi scale

Size Classes and Percentiles are found by linear interpolation

Formulas

Mean (ϕ16%+ϕ84%+ϕ50%) / 3 (Folk and Ward 1957)

Sorting (ϕ84%-ϕ16%) / 4 + (ϕ95%-ϕ5%) / 6,6 (Folk and Ward 1957)

Kurtosis (ϕ95% - ϕ5%) / (2,44 * (ϕ75% - ϕ25%)) (Folk and Ward 1957)

Skewness (ϕ16%+ϕ84% - 2*ϕ50%) / (2*(ϕ84%-ϕ16%)) + (ϕ5%+ϕ95% - 2*ϕ50%) / (2*(ϕ95%-ϕ5%)) (Folk and Ward 1957)

Uniformity Coefficient (d60% / d10%) (dgf-Bulletin 1988)

Mean, sorting, skewness and kurtosis are based on "Amount in sieve". Uniformity coefficient is based on "Amount passing".

Øster Voldgade 10 1350 København K
Tel.: +45 38 14 20 00 Telefax: +45 38 14 20 50
Email: GEUS@geus.dk
www.geus.dk

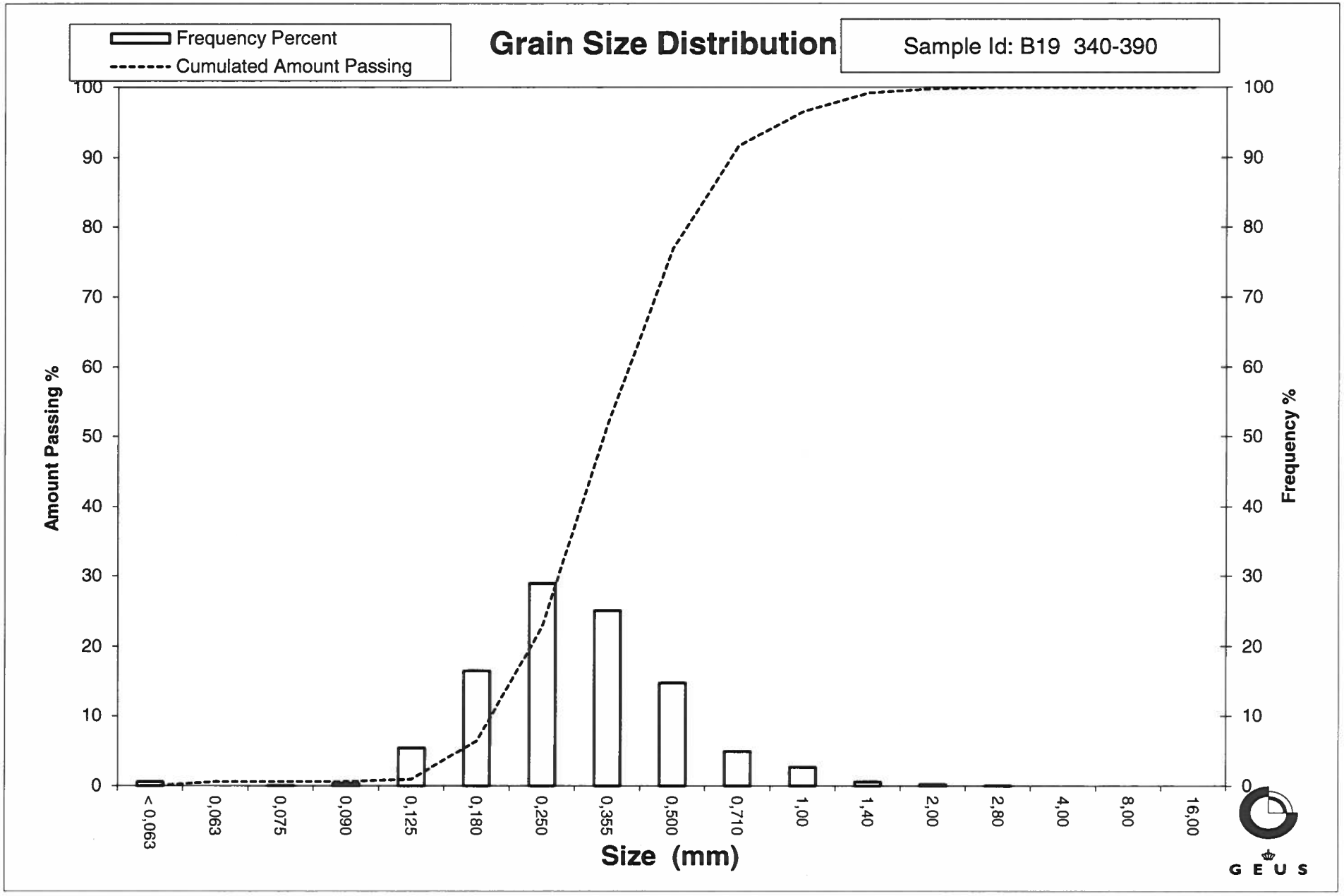
Frequency Percent
Cumulated Amount Passing
Grain Size Distribution
Sample Id: B19 340-390
Amount Passing %
Frequency %
100
90
80
70
60
50
40
30
20
10
0
< 0,063
0,063
0,075
0,090
0,125
0,180
0,250
0,355
0,500
0,710
1,00
1,40
2,00
2,80
4,00
8,00
16,00
Size (mm)
GEUS

Grain Size Distribution
Geotechnical

Sample Id: B20 0-50
Lab. Id: 220536
Projekt Energistyrelsen
Subject: B20
Date: 02-09-2022
Executed: PS/CRL
Remarks:

GEUS

Total Weight 112,4 g

Size Fractions

Sieve Analysis

	Size mm	Size Φ	Weight g	Weight %	Cumulated amount passing %
Gravel	16,00	-4,00	0,00	0,00	100,00
	8,00	-3,00	0,00	0,00	100,00
	4,00	-2,00	0,00	0,00	100,00
	2,80	-1,49	0,00	0,00	100,00
	2,00	-1,00	0,00	0,00	100,00
Sand	1,40	-0,49	0,10	0,09	99,91
	1,00	0,00	0,56	0,50	99,41
	0,710	0,49	3,25	2,89	96,52
	0,500	1,00	10,89	9,69	86,83
	0,355	1,49	27,32	24,31	62,53
	0,250	2,00	44,82	39,88	22,65
	0,180	2,47	22,69	20,19	2,46
	0,125	3,00	1,54	1,37	1,09
	0,090	3,47	0,20	0,18	0,92
	0,075	3,74	0,00	0,00	0,92
	0,063	3,99	0,00	0,00	0,92
	< 0,063	> 3,99	1,03	0,92	0,00

Size Classes (DGF-Bulletin 1 1988)

		Weight %
Silt and clay	(< 0,063 mm):	0,92
Sand, fine	(0,063 mm - 0,200 mm):	7,32
Sand, medium	(0,2 mm - 0,6 mm):	83,21
Sand, coarse	(0,6 mm - 2 mm):	8,55
Gravel	(> 2 mm):	0,00
Sum:		100,00

Moments Measures (Folk and Wards)

Percentile Amount in sieve	Percentile Amount passing	d(mm)	Φ
5%	95%	0,68	0,56
16%	84%	0,48	1,05
25%	75%	0,43	1,22
40%	60%	0,35	1,52
Median 50%	50%	0,32	1,63
75%	25%	0,26	1,96
84%	16%	0,23	2,14
90%	10%	0,21	2,28
95%	5%	0,19	2,41

Moments Statistics

Mean	1,61
Sorting	0,55
Skewness	-0,12
Kurtosis	1,01
Uniformity Coefficient	1,69

The analysis is executed according to DS 405.9 extended by sieves to the ½ phi scale

Size Classes and Percentiles are found by linear interpolation

Formulas

Mean (ϕ16%+ϕ84%+ϕ50%) / 3 (Folk and Ward 1957)

Sorting (ϕ84%-ϕ16%) / 4 + (ϕ95%-ϕ5%) / 6,6 (Folk and Ward 1957)

Kurtosis (ϕ95% - ϕ5%) / (2,44 * (ϕ75% - ϕ25%)) (Folk and Ward 1957)

Skewness (ϕ16%+ϕ84% - 2*ϕ50%) / (2*(ϕ84%-ϕ16%)) + (ϕ5%+ϕ95% - 2*ϕ50%) / (2*(ϕ95%-ϕ5%)) (Folk and Ward 1957)

Uniformity Coefficient (d60% / d10%) (dgf-Bulletin 1988)

Mean, sorting, skewness and kurtosis are based on "Amount in sieve". Uniformity coefficient is based on "Amount passing".

Øster Voldgade 10 1350 København K
Tel.: +45 38 14 20 00 Telefax: +45 38 14 20 50
Email: GEUS@geus.dk
www.geus.dk

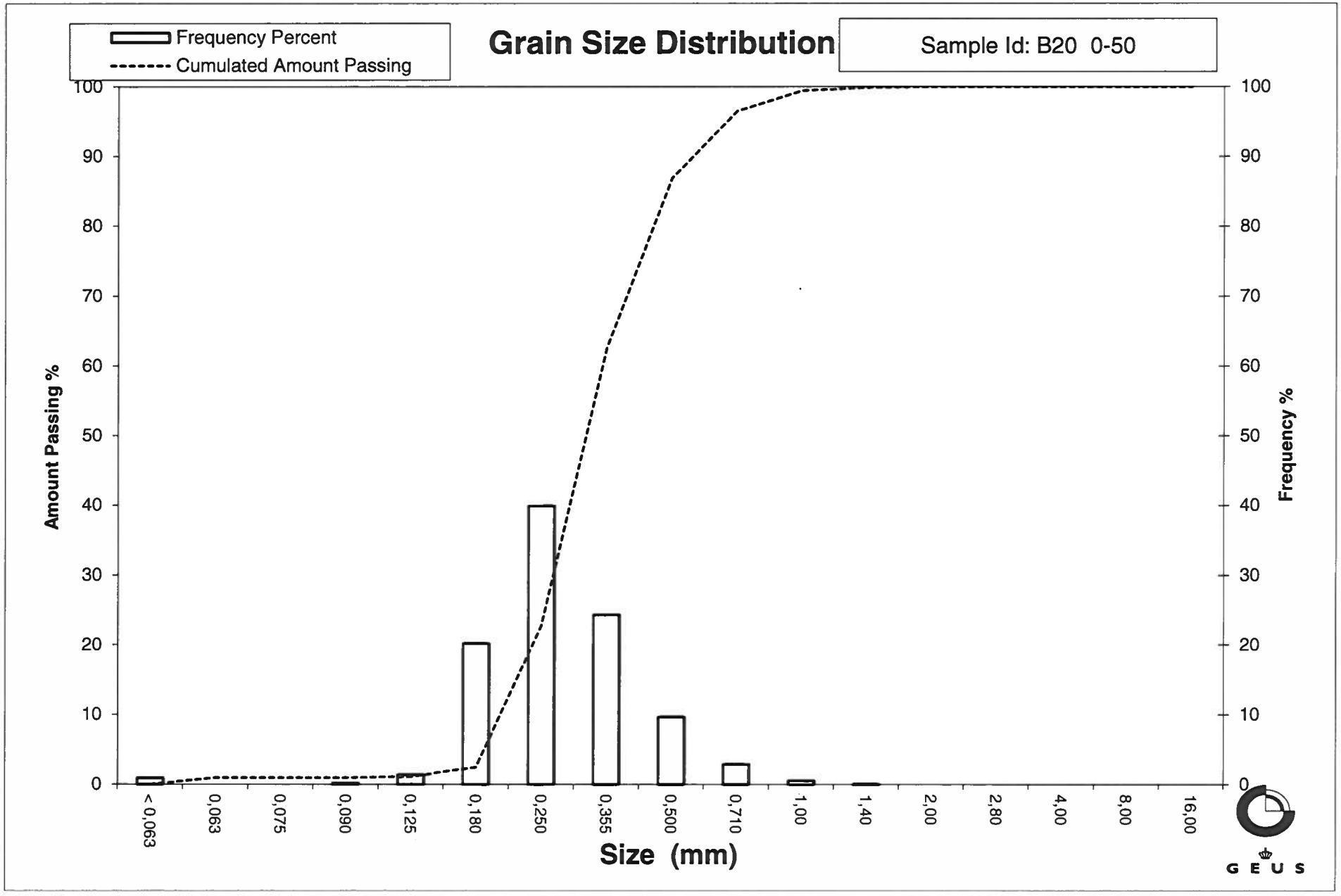
Frequency Percent
Cumulated Amount Passing
Grain Size Distribution
Sample Id: B20 0-50
Amount Passing %
Frequency %
100
90
80
70
60
50
40
30
20
10
0
< 0,063
0,063
0,075
0,090
0,125
0,180
0,250
0,355
0,500
0,710
1,00
1,40
2,00
2,80
4,00
8,00
16,00
Size (mm)
GEUS

Grain Size Distribution
Geotechnical

Sample Id: B20 100-150
Lab. Id: 220537
Projekt Energistyrelsen
Subject: B20
Date: 02-09-2022
Executed: PS/CRL
Remarks:

GEUS

Total Weight 120,11 g

Size Fractions

Sieve Analysis

	Size mm	Size Φ	Weight g	Weight %	Cumulated amount passing %
Gravel	16,00	-4,00	0,00	0,00	100,00
	8,00	-3,00	0,00	0,00	100,00
	4,00	-2,00	0,00	0,00	100,00
	2,80	-1,49	0,00	0,00	100,00
	2,00	-1,00	0,00	0,00	100,00
Sand	1,40	-0,49	0,00	0,00	100,00
	1,00	0,00	0,15	0,12	99,88
	0,710	0,49	0,70	0,58	99,29
	0,500	1,00	4,94	4,11	95,18
	0,355	1,49	20,29	16,89	78,29
	0,250	2,00	53,14	44,24	34,04
	0,180	2,47	32,98	27,46	6,59
	0,125	3,00	6,37	5,30	1,28
	0,090	3,47	0,29	0,24	1,04
	0,075	3,74	0,01	0,01	1,03
	0,063	3,99	0,00	0,00	1,03
	< 0,063	> 3,99	1,24	1,03	0,00

Size Classes (DGF-Bulletin 1 1988)

		Weight %
Silt and clay	(< 0,063 mm):	1,03
Sand, fine	(0,063 mm - 0,200 mm):	13,40
Sand, medium	(0,2 mm - 0,6 mm):	82,71
Sand, coarse	(0,6 mm - 2 mm):	2,86
Gravel	(> 2 mm):	0,00
Sum:		100,00

Moments Measures (Folk and Wards)

Percentile Amount in sieve	Percentile Amount passing	d(mm)	Φ
5%	95%	0,50	1,00
16%	84%	0,40	1,31
25%	75%	0,35	1,53
40%	60%	0,31	1,68
Median 50%	50%	0,29	1,80
75%	25%	0,23	2,14
84%	16%	0,20	2,29
90%	10%	0,19	2,41
95%	5%	0,16	2,61

Moments Statistics

Mean	1,80
Sorting	0,49
Skewness	0,01
Kurtosis	1,07
Uniformity Coefficient	1,65

The analysis is executed according to DS 405.9 extended by sieves to the ½ phi scale

Size Classes and Percentiles are found by linear interpolation

Formulas

Mean (ϕ16%+ϕ84%+ϕ50%) / 3 (Folk and Ward 1957)

Sorting (ϕ84%-ϕ16%) / 4 + (ϕ95%-ϕ5%) / 6,6 (Folk and Ward 1957)

Kurtosis (ϕ95% - ϕ5%) / (2,44 * (ϕ75% - ϕ25%)) (Folk and Ward 1957)

Skewness (ϕ16%+ϕ84% - 2*ϕ50%) / (2*(ϕ84%-ϕ16%)) + (ϕ5%+ϕ95% - 2*ϕ50%) / (2*(ϕ95%-ϕ5%)) (Folk and Ward 1957)

Uniformity Coefficient (d60% / d10%) (dgf-Bulletin 1988)

Mean, sorting, skewness and kurtosis are based on "Amount in sieve". Uniformity coefficient is based on "Amount passing".

Øster Voldgade 10 1350 København K
Tel.: +45 38 14 20 00 Telefax: +45 38 14 20 50
Email: GEUS@geus.dk
www.geus.dk

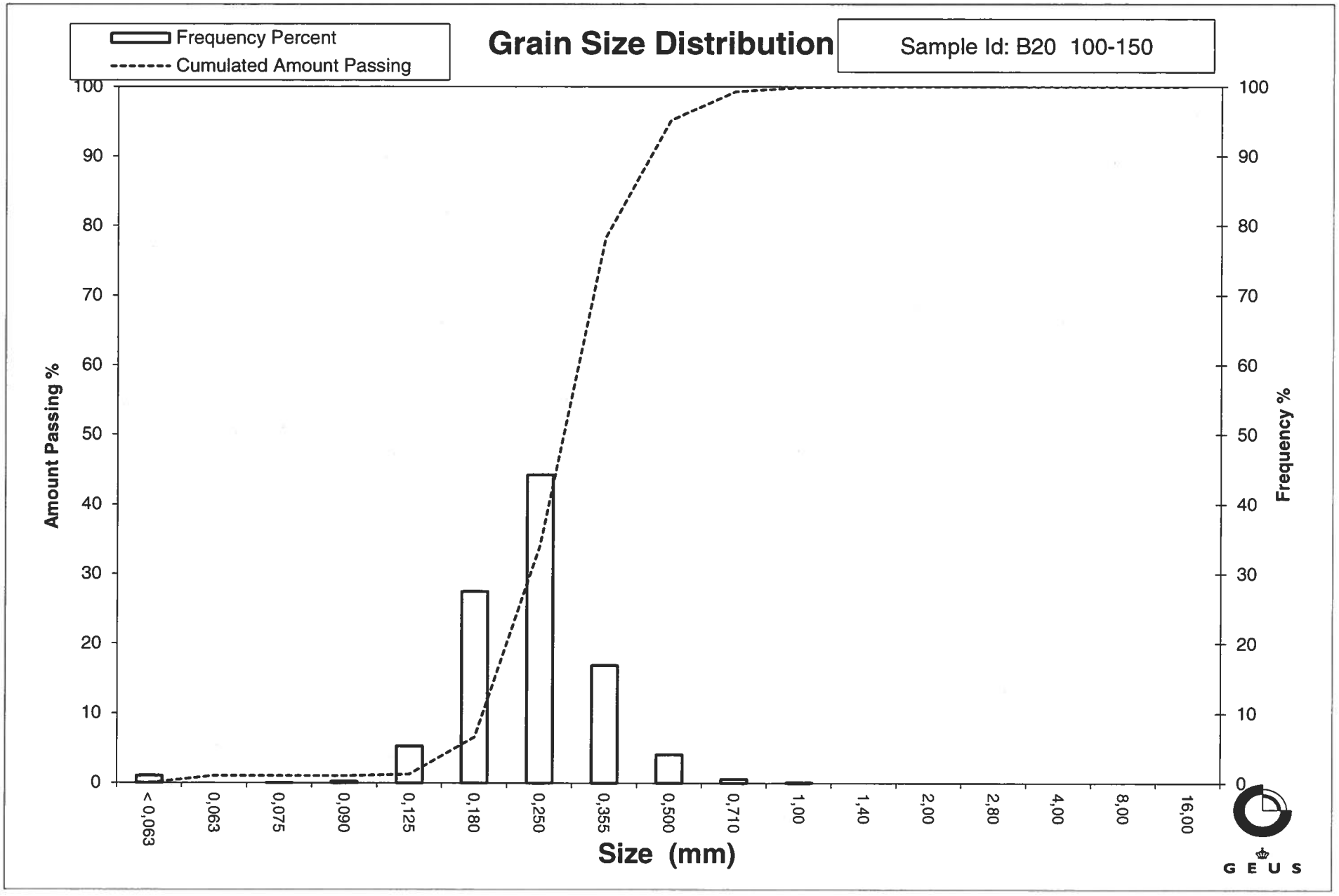
Frequency Percent
Cumulated Amount Passing
Grain Size Distribution
Sample Id: B20 100-150
Amount Passing %
Frequency %
100
90
80
70
60
50
40
30
20
10
0
< 0,063
0,063
0,075
0,090
0,125
0,180
0,250
0,355
0,500
0,710
1,00
1,40
2,00
2,80
4,00
8,00
16,00
Size (mm)
GEUS

Grain Size Distribution
Geotechnical

Sample Id: B20 200-250
Lab. Id: 220538
Projekt Energistyrelsen
Subject: B20
Date: 02-09-2022
Executed: PS/CRL
Remarks:

GEUS

Total Weight 109,87 g

Size Fractions

Sieve Analysis

	Size mm	Size Φ	Weight g	Weight %	Cumulated amount passing %
Gravel	16,00	-4,00	0,00	0,00	100,00
	8,00	-3,00	0,00	0,00	100,00
	4,00	-2,00	0,00	0,00	100,00
	2,80	-1,49	0,00	0,00	100,00
	2,00	-1,00	0,00	0,00	100,00
Sand	1,40	-0,49	0,11	0,10	99,90
	1,00	0,00	0,90	0,82	99,08
	0,710	0,49	2,20	2,00	97,08
	0,500	1,00	6,72	6,12	90,96
	0,355	1,49	20,62	18,77	72,19
	0,250	2,00	47,96	43,65	28,54
	0,180	2,47	26,08	23,74	4,81
	0,125	3,00	4,33	3,94	0,86
	0,090	3,47	0,16	0,15	0,72
	0,075	3,74	0,01	0,01	0,71
	0,063	3,99	0,00	0,00	0,71
	< 0,063	> 3,99	0,78	0,71	0,00

Size Classes (DGF-Bulletin 1 1988)

		Weight %
Silt and clay	(< 0,063 mm):	0,71
Sand, fine	(0,063 mm - 0,200 mm):	10,88
Sand, medium	(0,2 mm - 0,6 mm):	82,29
Sand, coarse	(0,6 mm - 2 mm):	6,13
Gravel	(> 2 mm):	0,00
Sum:		100,00

Moments Measures (Folk and Wards)

Percentile Amount in sieve	Percentile Amount passing	d(mm)	Φ
5%	95%	0,64	0,65
16%	84%	0,45	1,16
25%	75%	0,38	1,41
40%	60%	0,33	1,62
Median 50%	50%	0,30	1,73
75%	25%	0,24	2,06
84%	16%	0,21	2,23
90%	10%	0,20	2,36
95%	5%	0,18	2,47

Moments Statistics

Mean	1,71
Sorting	0,54
Skewness	-0,12
Kurtosis	1,14
Uniformity Coefficient	1,67

The analysis is executed according to DS 405.9 extended by sieves to the ½ phi scale

Size Classes and Percentiles are found by linear interpolation

Formulas

Mean (ϕ16%+ϕ84%+ϕ50%) / 3 (Folk and Ward 1957)

Sorting (ϕ84%-ϕ16%) / 4 + (ϕ95%-ϕ5%) / 6,6 (Folk and Ward 1957)

Kurtosis (ϕ95% - ϕ5%) / (2,44 * (ϕ75% - ϕ25%)) (Folk and Ward 1957)

Skewness (ϕ16%+ϕ84% - 2*ϕ50%) / (2*(ϕ84%-ϕ16%)) + (ϕ5%+ϕ95% - 2*ϕ50%) / (2*(ϕ95%-ϕ5%)) (Folk and Ward 1957)

Uniformity Coefficient (d60% / d10%) (dgf-Bulletin 1988)

Mean, sorting, skewness and kurtosis are based on "Amount in sieve". Uniformity coefficient is based on "Amount passing".

Øster Voldgade 10 1350 København K
Tel.: +45 38 14 20 00 Telefax: +45 38 14 20 50
Email: GEUS@geus.dk
www.geus.dk

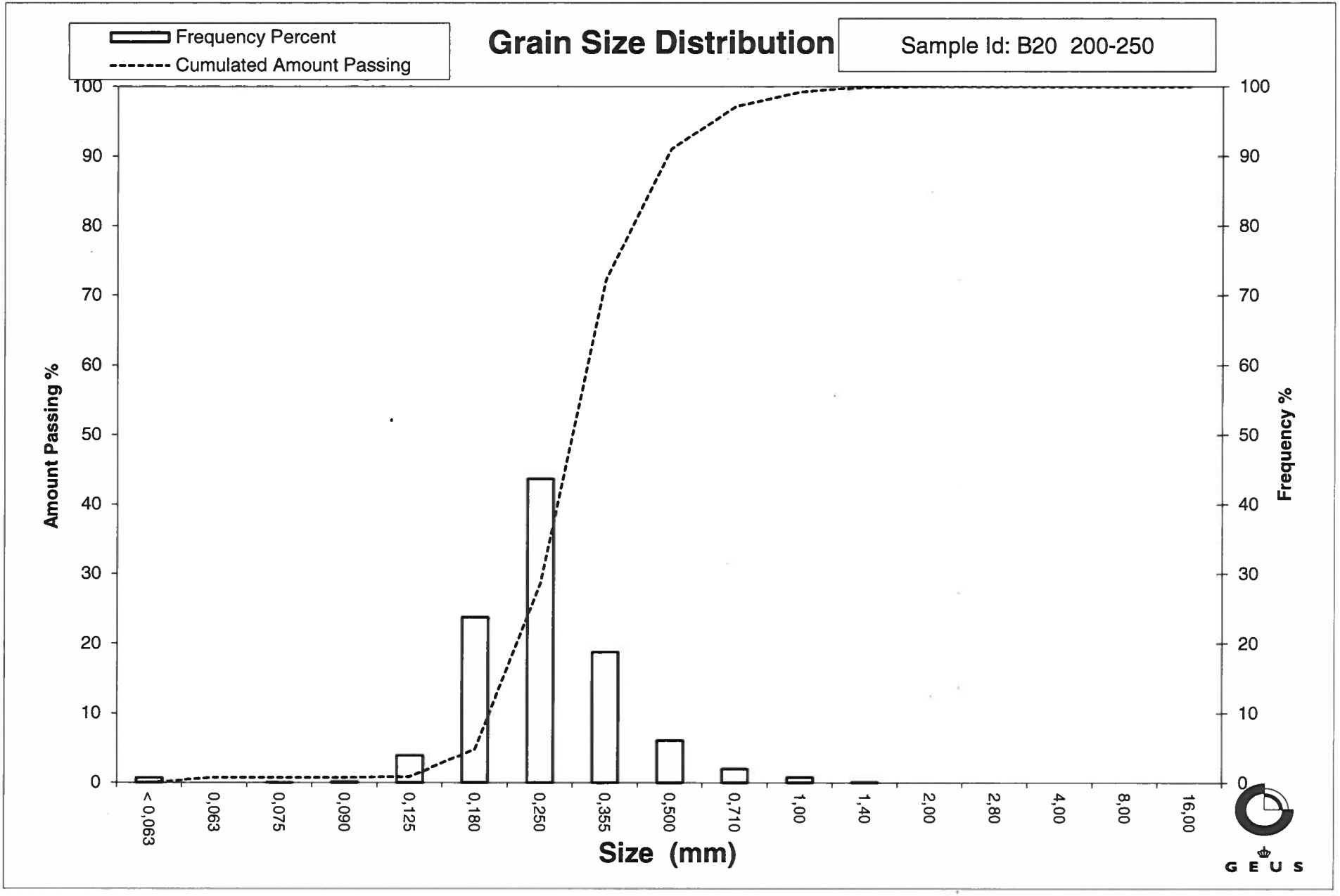
Frequency Percent
Cumulated Amount Passing
Grain Size Distribution
Sample Id: B20 200-250
Amount Passing %
Frequency %
100
90
80
70
60
50
40
30
20
10
0
< 0,063
0,063
0,075
0,090
0,125
0,180
0,250
0,355
0,500
0,710
1,00
1,40
2,00
2,80
4,00
8,00
16,00
Size (mm)
GEUS

Grain Size Distribution
Geotechnical

Sample Id: B20 330-350
Lab. Id: 220539
Projekt Energistyrelsen
Subject: B20
Date: 02-09-2022
Executed: PS/CRL
Remarks:

GEUS

Total Weight 187,02 g

Size Fractions

Sieve Analysis

	Size mm	Size Φ	Weight g	Weight %	Cumulated amount passing %
Gravel	16,00	-4,00	0,00	0,00	100,00
	8,00	-3,00	0,00	0,00	100,00
	4,00	-2,00	1,53	0,82	99,18
	2,80	-1,49	7,66	4,10	95,09
	2,00	-1,00	18,31	9,79	85,30
Sand	1,40	-0,49	28,73	15,36	69,93
	1,00	0,00	28,53	15,26	54,68
	0,710	0,49	22,62	12,09	42,58
	0,500	1,00	16,33	8,73	33,85
	0,355	1,49	16,41	8,77	25,08
	0,250	2,00	20,72	11,08	14,00
	0,180	2,47	16,81	8,99	5,01
	0,125	3,00	7,07	3,78	1,23
	0,090	3,47	0,84	0,45	0,78
	0,075	3,74	0,03	0,02	0,76
	0,063	3,99	0,03	0,02	0,75
	< 0,063	> 3,99	1,40	0,75	0,00

Size Classes (DGF-Bulletin 1 1988)

		Weight %
Silt and clay	(< 0,063 mm):	0,75
Sand, fine	(0,063 mm - 0,200 mm):	6,83
Sand, medium	(0,2 mm - 0,6 mm):	30,43
Sand, coarse	(0,6 mm - 2 mm):	47,29
Gravel	(> 2 mm):	14,70
Sum:		100,00

Moments Measures (Folk and Wards)

Percentile Amount in sieve	Percentile Amount passing	d(mm)	Φ
5%	95%	2,79	-1,48
16%	84%	1,95	-0,96
25%	75%	1,60	-0,68
40%	60%	1,14	-0,19
Median 50%	50%	0,89	0,17
75%	25%	0,35	1,50
84%	16%	0,27	1,89
90%	10%	0,22	2,19
95%	5%	0,18	2,48

Moments Statistics

Mean	0,37
Sorting	1,31
Skewness	0,19
Kurtosis	0,75
Uniformity Coefficient	5,21

The analysis is executed according to DS 405.9 extended by sieves to the ½ phi scale

Size Classes and Percentiles are found by linear interpolation

Formulas

Mean (ϕ16%+ϕ84%+ϕ50%) / 3 (Folk and Ward 1957)

Sorting (ϕ84%-ϕ16%) / 4 + (ϕ95%-ϕ5%) / 6,6 (Folk and Ward 1957)

Kurtosis (ϕ95% - ϕ5%) / (2,44 * (ϕ75% - ϕ25%)) (Folk and Ward 1957)

Skewness (ϕ16%+ϕ84% - 2*ϕ50%) / (2*(ϕ84%-ϕ16%)) + (ϕ5%+ϕ95% - 2*ϕ50%) / (2*(ϕ95%-ϕ5%)) (Folk and Ward 1957)

Uniformity Coefficient (d60% / d10%) (dgf-Bulletin 1988)

Mean, sorting, skewness and kurtosis are based on "Amount in sieve". Uniformity coefficient is based on "Amount passing".

Øster Voldgade 10 1350 København K
Tel.: +45 38 14 20 00 Telefax: +45 38 14 20 50
Email: GEUS@geus.dk
www.geus.dk

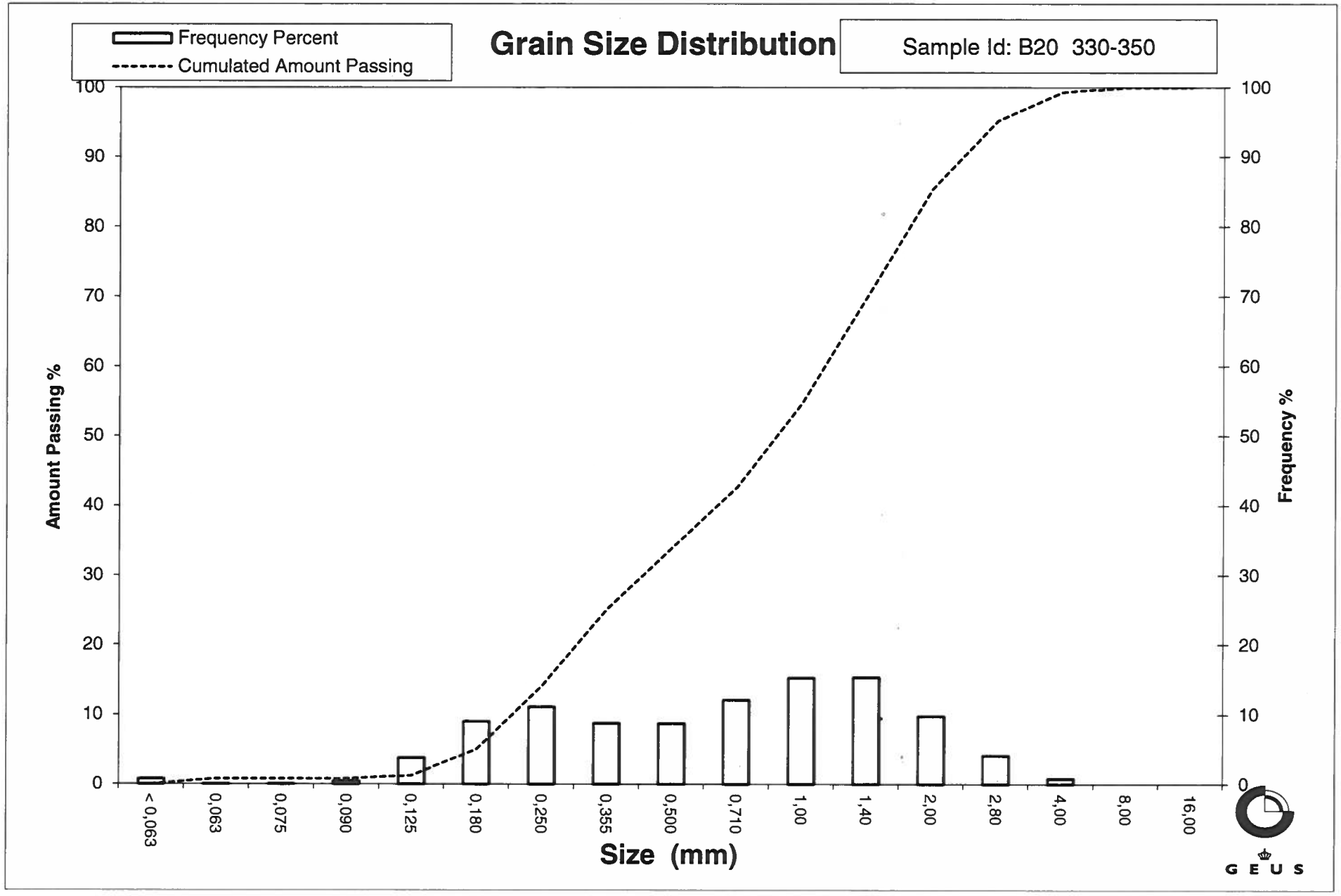
Frequency Percent
Cumulated Amount Passing
Grain Size Distribution
Sample Id: B20 330-350
Amount Passing %
Frequency %
100
90
80
70
60
50
40
30
20
10
0
< 0,063
0,063
0,075
0,090
0,125
0,180
0,250
0,355
0,500
0,710
1,00
1,40
2,00
2,80
4,00
8,00
16,00
Size (mm)
GEUS

Grain Size Distribution
Geotechnical

Sample Id: B20 400-450
Lab. Id: 220540
Projekt Energistyrelsen
Subject: B20
Date: 02-09-2022
Executed: PS/CRL
Remarks:

GEUS

Total Weight 94,54 g

Size Fractions

Sieve Analysis

	Size mm	Size Φ	Weight g	Weight %	Cumulated amount passing %
Gravel	16,00	-4,00	0,00	0,00	100,00
	8,00	-3,00	0,00	0,00	100,00
	4,00	-2,00	0,00	0,00	100,00
	2,80	-1,49	0,00	0,00	100,00
	2,00	-1,00	0,03	0,03	99,97
Sand	1,40	-0,49	0,08	0,08	99,88
	1,00	0,00	0,15	0,16	99,72
	0,710	0,49	0,20	0,21	99,51
	0,500	1,00	0,24	0,25	99,26
	0,355	1,49	0,34	0,36	98,90
	0,250	2,00	1,47	1,55	97,35
	0,180	2,47	19,91	21,06	76,29
	0,125	3,00	52,12	55,13	21,16
	0,090	3,47	15,83	16,74	4,41
	0,075	3,74	0,83	0,88	3,53
	0,063	3,99	0,46	0,49	3,05
	< 0,063	> 3,99	2,88	3,05	0,00

Size Classes (DGF-Bulletin 1 1988)

		Weight %
Silt and clay	(< 0,063 mm):	3,05
Sand, fine	(0,063 mm - 0,200 mm):	79,26
Sand, medium	(0,2 mm - 0,6 mm):	17,08
Sand, coarse	(0,6 mm - 2 mm):	0,59
Gravel	(> 2 mm):	0,03
Sum:		100,00

Moments Measures (Folk and Wards)

Percentile Amount in sieve	Percentile Amount passing	d(mm)	Φ
5%	95%	0,24	2,05
16%	84%	0,21	2,28
25%	75%	0,18	2,48
40%	60%	0,16	2,61
Median 50%	50%	0,15	2,70
75%	25%	0,13	2,96
84%	16%	0,11	3,13
90%	10%	0,10	3,30
95%	5%	0,09	3,45

Moments Statistics

Mean	2,70
Sorting	0,43
Skewness	0,04
Kurtosis	1,22
Uniformity Coefficient	1,61

The analysis is executed according to DS 405.9 extended by sieves to the ½ phi scale

Size Classes and Percentiles are found by linear interpolation

Formulas

Mean (ϕ16%+ϕ84%+ϕ50%) / 3 (Folk and Ward 1957)

Sorting (ϕ84%-ϕ16%) / 4 + (ϕ95%-ϕ5%) / 6,6 (Folk and Ward 1957)

Kurtosis (ϕ95% - ϕ5%) / (2,44 * (ϕ75% - ϕ25%)) (Folk and Ward 1957)

Skewness (ϕ16%+ϕ84% - 2*ϕ50%) / (2*(ϕ84%-ϕ16%)) + (ϕ5%+ϕ95% - 2*ϕ50%) / (2*(ϕ95%-ϕ5%)) (Folk and Ward 1957)

Uniformity Coefficient (d60% / d10%) (dgf-Bulletin 1988)

Mean, sorting, skewness and kurtosis are based on "Amount in sieve". Uniformity coefficient is based on "Amount passing".

Øster Voldgade 10 1350 København K
Tel.: +45 38 14 20 00 Telefax: +45 38 14 20 50
Email: GEUS@geus.dk
www.geus.dk

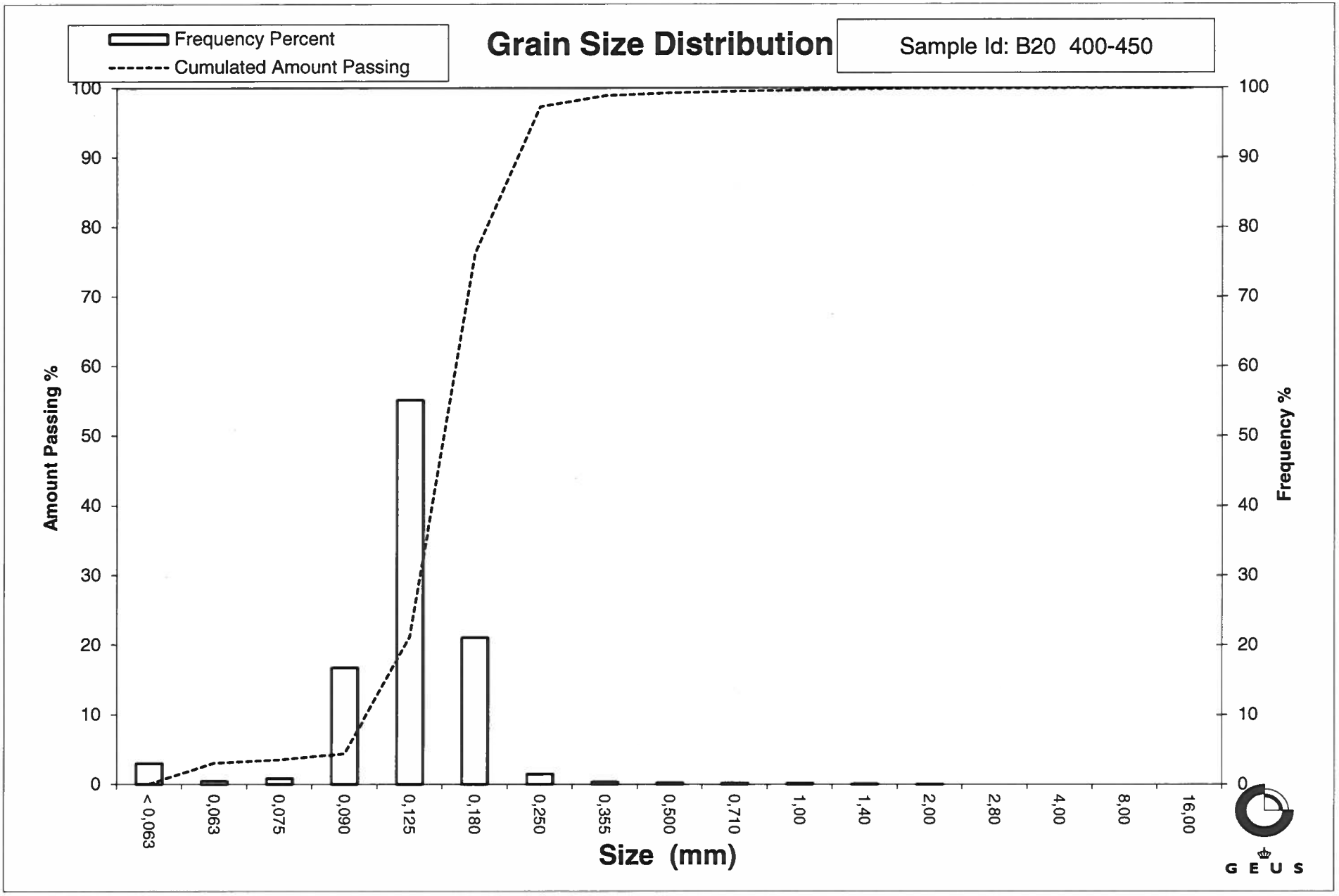
Frequency Percent
Cumulated Amount Passing
Grain Size Distribution
Sample Id: B20 400-450
Amount Passing %
Frequency %
100
90
80
70
60
50
40
30
20
10
0
< 0,063
0,063
0,075
0,090
0,125
0,180
0,250
0,355
0,500
0,710
1,00
1,40
2,00
2,80
4,00
8,00
16,00
Size (mm)
GEUS

Grain Size Distribution
Geotechnical

Sample Id: B23 0-50
Lab. Id: 220541
Projekt Energistyrelsen
Subject: B23
Date: 02-09-2022
Executed: PS/CRL
Remarks: >4mm består af skaller

GEUS

Total Weight 109,62 g

Size Fractions

Sieve Analysis

	Size mm	Size Φ	Weight g	Weight %	Cumulated amount passing %
Gravel	16,00	-4,00	0,00	0,00	100,00
	8,00	-3,00	0,00	0,00	100,00
	4,00	-2,00	0,13	0,12	99,88
	2,80	-1,49	0,03	0,03	99,85
	2,00	-1,00	0,04	0,04	99,82
Sand	1,40	-0,49	0,12	0,11	99,71
	1,00	0,00	2,28	2,08	97,63
	0,710	0,49	6,98	6,37	91,26
	0,500	1,00	15,20	13,87	77,39
	0,355	1,49	23,18	21,15	56,25
	0,250	2,00	37,78	34,46	21,78
	0,180	2,47	20,04	18,28	3,50
	0,125	3,00	2,73	2,49	1,01
	0,090	3,47	0,14	0,13	0,88
	0,075	3,74	0,00	0,00	0,88
	0,063	3,99	0,00	0,00	0,88
	< 0,063	> 3,99	0,97	0,88	0,00

Size Classes (DGF-Bulletin 1 1988)

		Weight %
Silt and clay	(< 0,063 mm):	0,88
Sand, fine	(0,063 mm - 0,200 mm):	7,84
Sand, medium	(0,2 mm - 0,6 mm):	75,27
Sand, coarse	(0,6 mm - 2 mm):	15,82
Gravel	(> 2 mm):	0,18
Sum:		100,00

Moments Measures (Folk and Wards)

Percentile Amount in sieve	Percentile Amount passing	d(mm)	Φ
5%	95%	0,88	0,18
16%	84%	0,60	0,74
25%	75%	0,48	1,05
40%	60%	0,38	1,39
Median 50%	50%	0,34	1,57
75%	25%	0,26	1,94
84%	16%	0,23	2,13
90%	10%	0,20	2,29
95%	5%	0,19	2,43

Moments Statistics

Mean	1,48
Sorting	0,69
Skewness	-0,22
Kurtosis	1,03
Uniformity Coefficient	1,86

The analysis is executed according to DS 405.9 extended by sieves to the ½ phi scale

Size Classes and Percentiles are found by linear interpolation

Formulas

Mean (ϕ16%+ϕ84%+ϕ50%) / 3 (Folk and Ward 1957)

Sorting (ϕ84%-ϕ16%) / 4 + (ϕ95%-ϕ5%) / 6,6 (Folk and Ward 1957)

Kurtosis (ϕ95% - ϕ5%) / (2,44 * (ϕ75% - ϕ25%)) (Folk and Ward 1957)

Skewness (ϕ16%+ϕ84% - 2*ϕ50%) / (2*(ϕ84%-ϕ16%)) + (ϕ5%+ϕ95% - 2*ϕ50%) / (2*(ϕ95%-ϕ5%)) (Folk and Ward 1957)

Uniformity Coefficient (d60% / d10%) (dgf-Bulletin 1988)

Mean, sorting, skewness and kurtosis are based on "Amount in sieve". Uniformity coefficient is based on "Amount passing".

Øster Voldgade 10 1350 København K
Tel.: +45 38 14 20 00 Telefax: +45 38 14 20 50
Email: GEUS@geus.dk
www.geus.dk

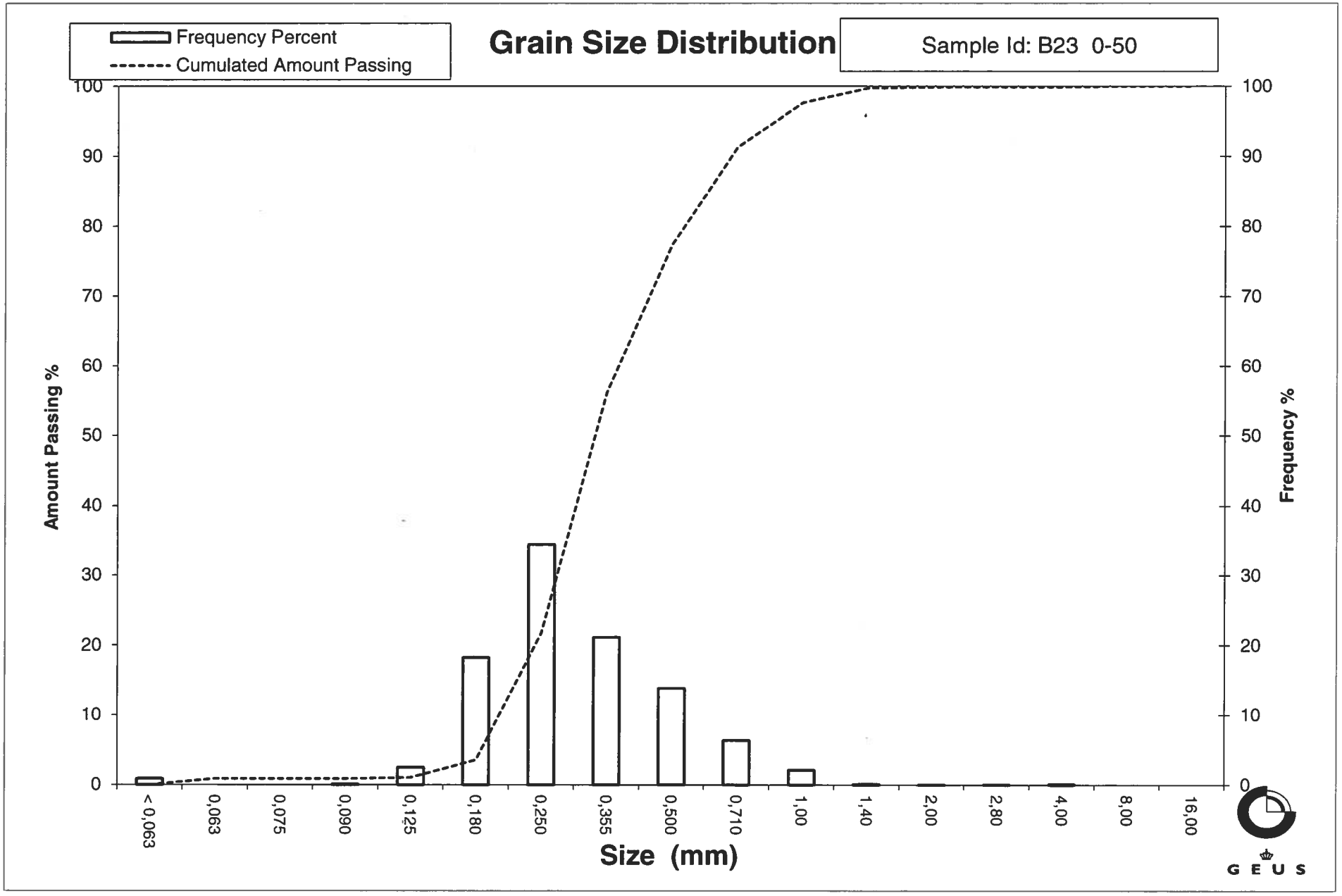
Frequency Percent
Cumulated Amount Passing
Grain Size Distribution
Sample Id: B23 0-50
Amount Passing %
Frequency %
100
90
80
70
60
50
40
30
20
10
0
< 0,063
0,063
0,075
0,090
0,125
0,180
0,250
0,355
0,500
0,710
1,00
1,40
2,00
2,80
4,00
8,00
16,00
Size (mm)
GEUS

Grain Size Distribution
Geotechnical

Sample Id: B23 120-170
Lab. Id: 220542
Projekt Energistyrelsen
Subject: B23
Date: 02-09-2022
Executed: PS/CRL
Remarks: >4mm består af skaller

GEUS

Total Weight 111,57 g

Size Fractions

Sieve Analysis

	Size mm	Size Φ	Weight g	Weight %	Cumulated amount passing %
Gravel	16,00	-4,00	0,00	0,00	100,00
	8,00	-3,00	0,00	0,00	100,00
	4,00	-2,00	0,22	0,20	99,80
	2,80	-1,49	0,00	0,00	99,80
	2,00	-1,00	0,16	0,14	99,66
Sand	1,40	-0,49	0,85	0,76	98,90
	1,00	0,00	4,97	4,45	94,44
	0,710	0,49	10,05	9,01	85,44
	0,500	1,00	12,99	11,64	73,79
	0,355	1,49	23,27	20,86	52,94
	0,250	2,00	32,01	28,69	24,24
	0,180	2,47	22,66	20,31	3,93
	0,125	3,00	2,92	2,62	1,32
	0,090	3,47	0,26	0,23	1,08
	0,075	3,74	0,01	0,01	1,08
	0,063	3,99	0,00	0,00	1,08
	< 0,063	> 3,99	1,20	1,08	0,00

Size Classes (DGF-Bulletin 1 1988)

		Weight %
Silt and clay	(< 0,063 mm):	1,08
Sand, fine	(0,063 mm - 0,200 mm):	8,66
Sand, medium	(0,2 mm - 0,6 mm):	69,60
Sand, coarse	(0,6 mm - 2 mm):	20,32
Gravel	(> 2 mm):	0,34
Sum:		100,00

Moments Measures (Folk and Wards)

Percentile Amount in sieve	Percentile Amount passing	d(mm)	Φ
5%	95%	1,05	-0,07
16%	84%	0,68	0,55
25%	75%	0,52	0,94
40%	60%	0,40	1,31
Median 50%	50%	0,34	1,54
75%	25%	0,25	1,98
84%	16%	0,22	2,17
90%	10%	0,20	2,32
95%	5%	0,18	2,44

Moments Statistics

Mean	1,42
Sorting	0,79
Skewness	-0,25
Kurtosis	0,99
Uniformity Coefficient	2,01

The analysis is executed according to DS 405.9 extended by sieves to the ½ phi scale

Size Classes and Percentiles are found by linear interpolation

Formulas

Mean (ϕ16%+ϕ84%+ϕ50%) / 3 (Folk and Ward 1957)

Sorting (ϕ84%-ϕ16%) / 4 + (ϕ95%-ϕ5%) / 6,6 (Folk and Ward 1957)

Kurtosis (ϕ95% - ϕ5%) / (2,44 * (ϕ75% - ϕ25%)) (Folk and Ward 1957)

Skewness (ϕ16%+ϕ84% - 2*ϕ50%) / (2*(ϕ84%-ϕ16%)) + (ϕ5%+ϕ95% - 2*ϕ50%) / (2*(ϕ95%-ϕ5%)) (Folk and Ward 1957)

Uniformity Coefficient (d60% / d10%) (dgf-Bulletin 1988)

Mean, sorting, skewness and kurtosis are based on "Amount in sieve". Uniformity coefficient is based on "Amount passing".

Øster Voldgade 10 1350 København K
Tel.: +45 38 14 20 00 Telefax: +45 38 14 20 50
Email: GEUS@geus.dk
www.geus.dk

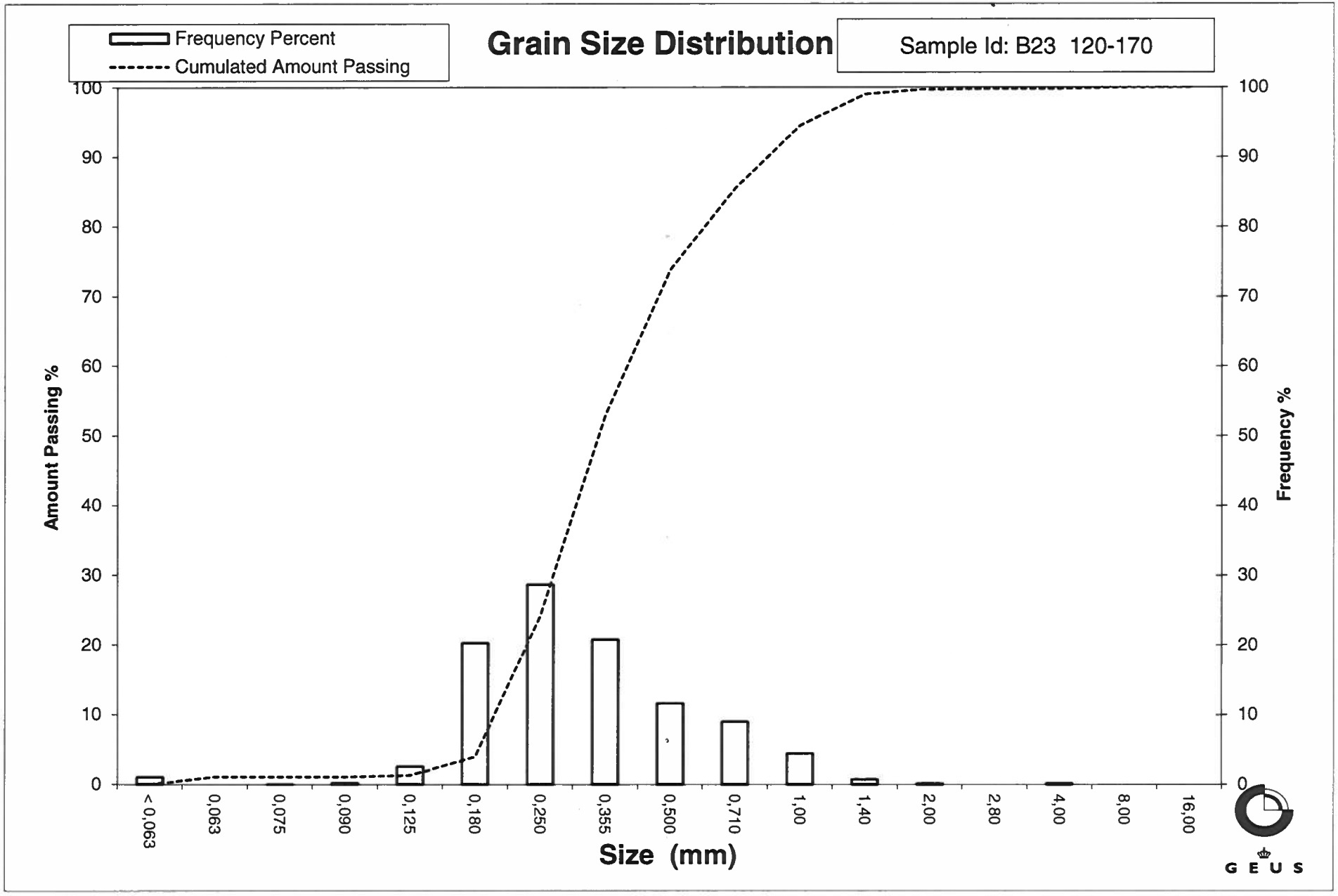
Frequency Percent
Cumulated Amount Passing
Grain Size Distribution
Sample Id: B23 120-170
Amount Passing %
Frequency %
100
90
80
70
60
50
40
30
20
10
0
< 0,063
0,063
0,075
0,090
0,125
0,180
0,250
0,355
0,500
0,710
1,00
1,40
2,00
2,80
4,00
8,00
16,00
Size (mm)
GEUS

Grain Size Distribution
Geotechnical

Sample Id: B23 220-270
Lab. Id: 220543
Projekt Energistyrelsen
Subject: B23
Date: 02-09-2022
Executed: PS/CRL
Remarks: >1,4mm består af skaller

GEUS

Total Weight 98,39 g

Size Fractions

Sieve Analysis

	Size mm	Size Φ	Weight g	Weight %	Cumulated amount passing %
Gravel	16,00	-4,00	0,00	0,00	100,00
	8,00	-3,00	0,00	0,00	100,00
	4,00	-2,00	0,00	0,00	100,00
	2,80	-1,49	0,06	0,06	99,94
	2,00	-1,00	0,04	0,04	99,90
Sand	1,40	-0,49	0,04	0,04	99,86
	1,00	0,00	0,22	0,22	99,63
	0,710	0,49	0,83	0,84	98,79
	0,500	1,00	3,58	3,64	95,15
	0,355	1,49	8,27	8,41	86,75
	0,250	2,00	23,10	23,48	63,27
	0,180	2,47	39,39	40,03	23,23
	0,125	3,00	19,86	20,18	3,05
	0,090	3,47	1,99	2,02	1,03
	0,075	3,74	0,13	0,13	0,89
	0,063	3,99	0,03	0,03	0,86
	< 0,063	> 3,99	0,85	0,86	0,00

Size Classes (DGF-Bulletin 1 1988)

		Weight %
Silt and clay	(< 0,063 mm):	0,86
Sand, fine	(0,063 mm - 0,200 mm):	33,81
Sand, medium	(0,2 mm - 0,6 mm):	62,21
Sand, coarse	(0,6 mm - 2 mm):	3,01
Gravel	(> 2 mm):	0,10
Sum:		100,00

Moments Measures (Folk and Wards)

Percentile Amount in sieve	Percentile Amount passing	d(mm)	Φ
5%	95%	0,50	1,01
16%	84%	0,34	1,54
25%	75%	0,30	1,73
40%	60%	0,24	2,03
Median 50%	50%	0,23	2,14
75%	25%	0,18	2,45
84%	16%	0,16	2,64
90%	10%	0,14	2,80
95%	5%	0,13	2,94

Moments Statistics

Mean	2,11
Sorting	0,57
Skewness	-0,13
Kurtosis	1,09
Uniformity Coefficient	1,70

The analysis is executed according to DS 405.9 extended by sieves to the ½ phi scale

Size Classes and Percentiles are found by linear interpolation

Formulas

Mean (ϕ16%+ϕ84%+ϕ50%) / 3 (Folk and Ward 1957)

Sorting (ϕ84%-ϕ16%) / 4 + (ϕ95%-ϕ5%) / 6,6 (Folk and Ward 1957)

Kurtosis (ϕ95% - ϕ5%) / (2,44 * (ϕ75% - ϕ25%)) (Folk and Ward 1957)

Skewness (ϕ16%+ϕ84% - 2*ϕ50%) / (2*(ϕ84%-ϕ16%)) + (ϕ5%+ϕ95% - 2*ϕ50%) / (2*(ϕ95%-ϕ5%)) (Folk and Ward 1957)

Uniformity Coefficient (d60% / d10%) (dgf-Bulletin 1988)

Mean, sorting, skewness and kurtosis are based on "Amount in sieve". Uniformity coefficient is based on "Amount passing".

Øster Voldgade 10 1350 København K
Tel.: +45 38 14 20 00 Telefax: +45 38 14 20 50
Email: GEUS@geus.dk
www.geus.dk

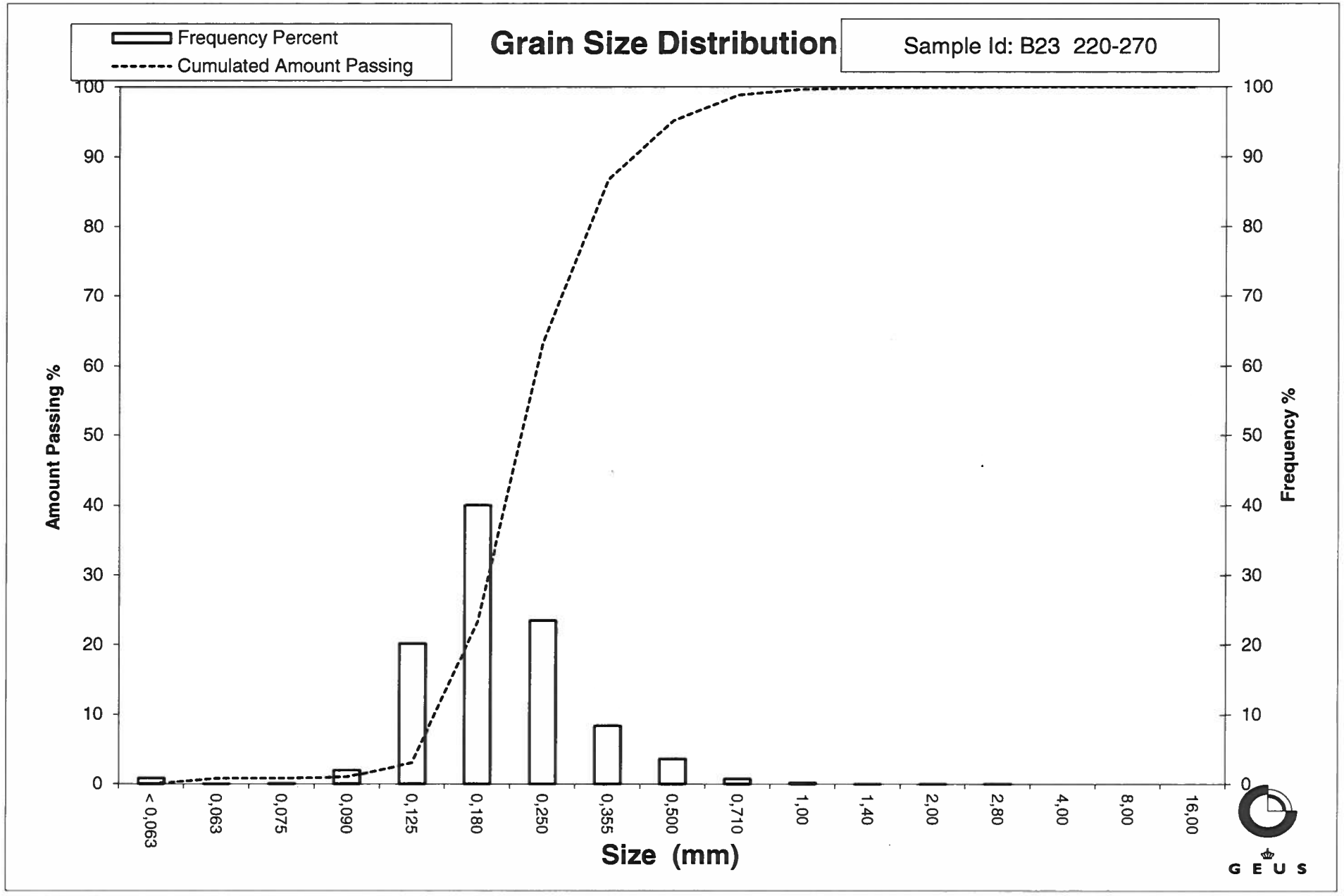
Frequency Percent
Cumulated Amount Passing
Grain Size Distribution
Sample Id: B23 220-270
Amount Passing %
Frequency %
100
90
80
70
60
50
40
30
20
10
0
< 0,063
0,063
0,075
0,090
0,125
0,180
0,250
0,355
0,500
0,710
1,00
1,40
2,00
2,80
4,00
8,00
16,00
Size (mm)
GEUS

Grain Size Distribution
Geotechnical

Sample Id: B26 0-50
Lab. Id: 220544
Projekt Energistyrelsen
Subject: B26
Date: 02-09-2022
Executed: PS/CRL
Remarks:

GEUS

Total Weight 164,48 g

Size Fractions

Sieve Analysis

	Size mm	Size Φ	Weight g	Weight %	Cumulated amount passing %
Gravel	16,00	-4,00	0,00	0,00	100,00
	8,00	-3,00	0,57	0,35	99,65
	4,00	-2,00	0,00	0,00	99,65
	2,80	-1,49	0,10	0,06	99,59
	2,00	-1,00	0,19	0,12	99,48
Sand	1,40	-0,49	1,42	0,86	98,61
	1,00	0,00	13,65	8,30	90,31
	0,710	0,49	20,79	12,64	77,68
	0,500	1,00	32,03	19,47	58,20
	0,355	1,49	37,60	22,86	35,34
	0,250	2,00	37,85	23,01	12,33
	0,180	2,47	16,70	10,15	2,18
	0,125	3,00	1,65	1,00	1,17
	0,090	3,47	0,26	0,16	1,02
	0,075	3,74	0,00	0,00	1,02
	0,063	3,99	0,03	0,02	1,00
	< 0,063	> 3,99	1,64	1,00	0,00

Size Classes (DGF-Bulletin 1 1988)

		Weight %
Silt and clay	(< 0,063 mm):	1,00
Sand, fine	(0,063 mm - 0,200 mm):	4,08
Sand, medium	(0,2 mm - 0,6 mm):	62,40
Sand, coarse	(0,6 mm - 2 mm):	32,00
Gravel	(> 2 mm):	0,52
Sum:		100,00

Moments Measures (Folk and Wards)

Percentile Amount in sieve	Percentile Amount passing	d(mm)	Φ
5%	95%	1,23	-0,29
16%	84%	0,86	0,23
25%	75%	0,68	0,55
40%	60%	0,52	0,95
Median 50%	50%	0,45	1,16
75%	25%	0,31	1,70
84%	16%	0,27	1,91
90%	10%	0,23	2,10
95%	5%	0,20	2,33

Moments Statistics

Mean	1,10
Sorting	0,82
Skewness	-0,11
Kurtosis	0,94
Uniformity Coefficient	2,22

The analysis is executed according to DS 405.9 extended by sieves to the ½ phi scale

Size Classes and Percentiles are found by linear interpolation

Formulas

Mean (ϕ16%+ϕ84%+ϕ50%) / 3 (Folk and Ward 1957)

Sorting (ϕ84%-ϕ16%) / 4 + (ϕ95%-ϕ5%) / 6,6 (Folk and Ward 1957)

Kurtosis (ϕ95% - ϕ5%) / (2,44 * (ϕ75% - ϕ25%)) (Folk and Ward 1957)

Skewness (ϕ16%+ϕ84% - 2*ϕ50%) / (2*(ϕ84%-ϕ16%)) + (ϕ5%+ϕ95% - 2*ϕ50%) / (2*(ϕ95%-ϕ5%)) (Folk and Ward 1957)

Uniformity Coefficient (d60% / d10%) (dgf-Bulletin 1988)

Mean, sorting, skewness and kurtosis are based on "Amount in sieve". Uniformity coefficient is based on "Amount passing".

Øster Voldgade 10 1350 København K
Tel.: +45 38 14 20 00 Telefax: +45 38 14 20 50
Email: GEUS@geus.dk
www.geus.dk

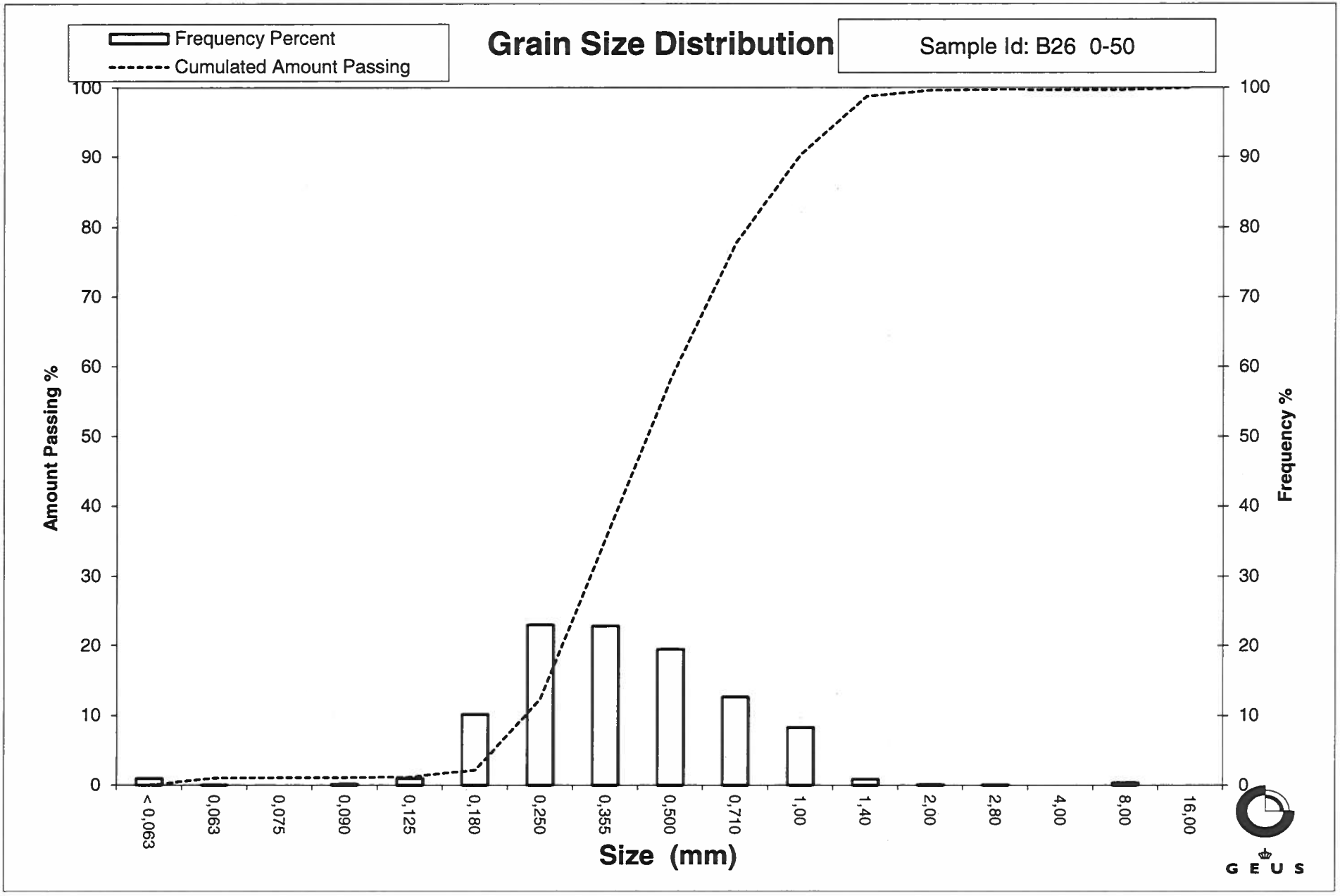
Frequency Percent
Cumulated Amount Passing
Grain Size Distribution
Sample Id: B26 0-50
Amount Passing %
Frequency %
100
90
80
70
60
50
40
30
20
10
0
< 0,063
0,063
0,075
0,090
0,125
0,180
0,250
0,355
0,500
0,710
1,00
1,40
2,00
2,80
4,00
8,00
16,00
Size (mm)
GEUS

Grain Size Distribution
Geotechnical

Sample Id: B26 140-190
Lab. Id: 220545
Projekt Energistyrelsen
Subject: B26
Date: 02-09-2022
Executed: PS/CRL
Remarks:

GEUS

Total Weight 127,62 g

Size Fractions

Sieve Analysis

	Size mm	Size Φ	Weight g	Weight %	Cumulated amount passing %
Gravel	16,00	-4,00	0,00	0,00	100,00
	8,00	-3,00	0,00	0,00	100,00
	4,00	-2,00	0,00	0,00	100,00
	2,80	-1,49	0,53	0,42	99,58
	2,00	-1,00	1,55	1,21	98,37
Sand	1,40	-0,49	4,02	3,15	95,22
	1,00	0,00	6,75	5,29	89,93
	0,710	0,49	4,38	3,43	86,50
	0,500	1,00	10,68	8,37	78,13
	0,355	1,49	21,47	16,82	61,31
	0,250	2,00	40,67	31,87	29,44
	0,180	2,47	27,72	21,72	7,72
	0,125	3,00	8,20	6,43	1,29
	0,090	3,47	0,46	0,36	0,93
	0,075	3,74	0,03	0,02	0,91
	0,063	3,99	0,03	0,02	0,89
	< 0,063	> 3,99	1,13	0,89	0,00

Size Classes (DGF-Bulletin 1 1988)

		Weight %
Silt and clay	(< 0,063 mm):	0,89
Sand, fine	(0,063 mm - 0,200 mm):	13,04
Sand, medium	(0,2 mm - 0,6 mm):	68,19
Sand, coarse	(0,6 mm - 2 mm):	16,25
Gravel	(> 2 mm):	1,63
Sum:		100,00

Moments Measures (Folk and Wards)

Percentile Amount in sieve	Percentile Amount passing	d(mm)	Φ
5%	95%	1,38	-0,47
16%	84%	0,65	0,63
25%	75%	0,47	1,08
40%	60%	0,35	1,51
Median 50%	50%	0,32	1,65
75%	25%	0,24	2,09
84%	16%	0,21	2,27
90%	10%	0,19	2,42
95%	5%	0,16	2,67

Moments Statistics

Mean	1,52
Sorting	0,89
Skewness	-0,30
Kurtosis	1,28
Uniformity Coefficient	1,87

The analysis is executed according to DS 405.9 extended by sieves to the ½ phi scale

Size Classes and Percentiles are found by linear interpolation

Formulas

Mean (ϕ16%+ϕ84%+ϕ50%) / 3 (Folk and Ward 1957)

Sorting (ϕ84%-ϕ16%) / 4 + (ϕ95%-ϕ5%) / 6,6 (Folk and Ward 1957)

Kurtosis (ϕ95% - ϕ5%) / (2,44 * (ϕ75% - ϕ25%)) (Folk and Ward 1957)

Skewness (ϕ16%+ϕ84% - 2*ϕ50%) / (2*(ϕ84%-ϕ16%)) + (ϕ5%+ϕ95% - 2*ϕ50%) / (2*(ϕ95%-ϕ5%)) (Folk and Ward 1957)

Uniformity Coefficient (d60% / d10%) (dgf-Bulletin 1988)

Mean, sorting, skewness and kurtosis are based on "Amount in sieve". Uniformity coefficient is based on "Amount passing".

Øster Voldgade 10 1350 København K
Tel.: +45 38 14 20 00 Telefax: +45 38 14 20 50
Email: GEUS@geus.dk
www.geus.dk

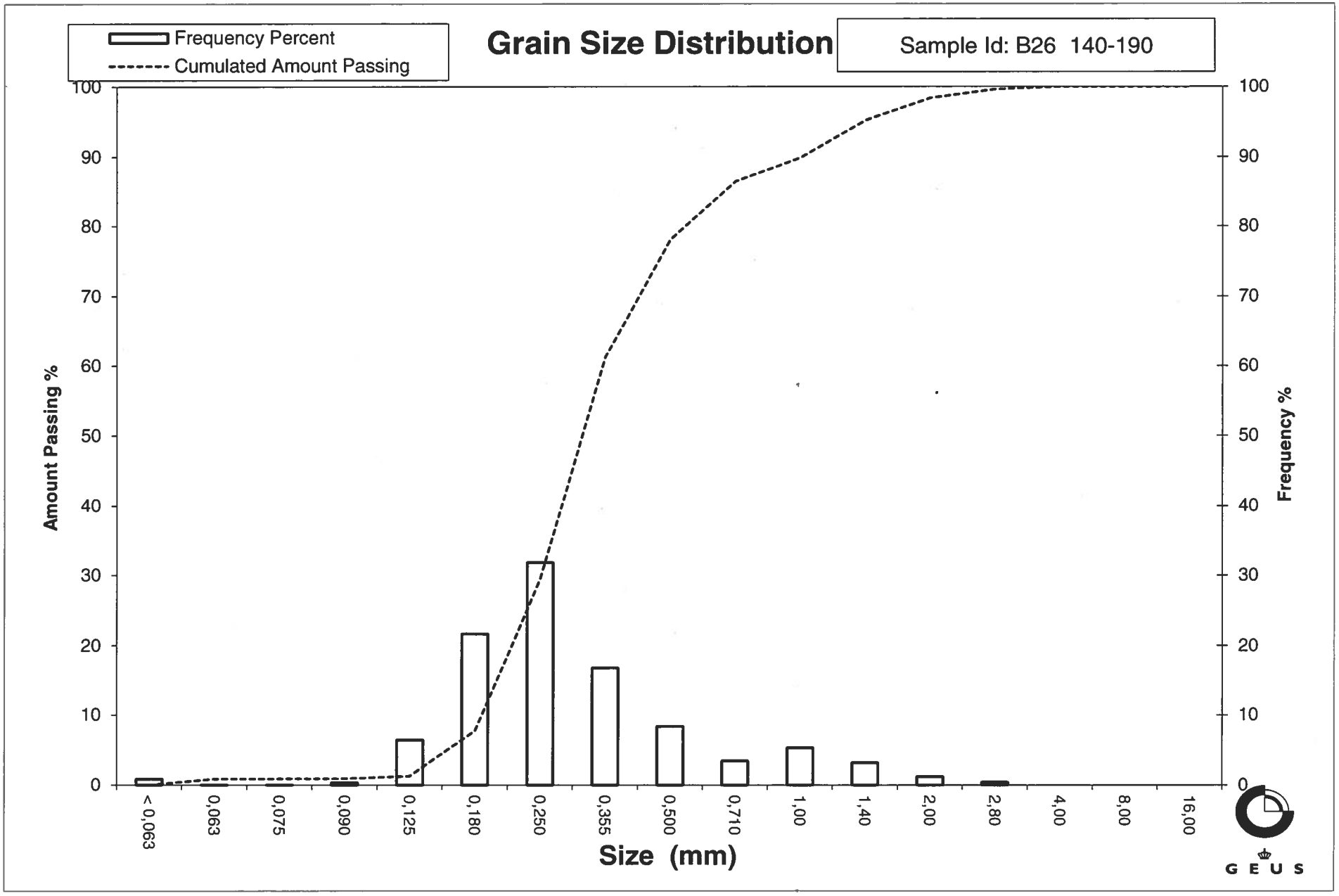
Frequency Percent
Cumulated Amount Passing
Grain Size Distribution
Sample Id: B26 140-190
Amount Passing %
Frequency %
100
90
80
70
60
50
40
30
20
10
0
< 0,063
0,063
0,075
0,090
0,125
0,180
0,250
0,355
0,500
0,710
1,00
1,40
2,00
2,80
4,00
8,00
16,00
Size (mm)
GEUS

Grain Size Distribution
Geotechnical

Sample Id: B26 295-345
Lab. Id: 220546
Projekt Energistyrelsen
Subject: B26
Date: 02-09-2022
Executed: PS/CRL
Remarks:

GEUS

Total Weight 90,84 g

Size Fractions

Sieve Analysis

	Size mm	Size Φ	Weight g	Weight %	Cumulated amount passing %
Gravel	16,00	-4,00	0,00	0,00	100,00
	8,00	-3,00	0,00	0,00	100,00
	4,00	-2,00	0,00	0,00	100,00
	2,80	-1,49	0,00	0,00	100,00
	2,00	-1,00	0,00	0,00	100,00
Sand	1,40	-0,49	0,00	0,00	100,00
	1,00	0,00	0,13	0,14	99,86
	0,710	0,49	0,33	0,36	99,49
	0,500	1,00	0,41	0,45	99,04
	0,355	1,49	1,01	1,11	97,93
	0,250	2,00	2,38	2,62	95,31
	0,180	2,47	25,35	27,91	67,40
	0,125	3,00	49,66	54,67	12,74
	0,090	3,47	9,63	10,60	2,14
	0,075	3,74	0,48	0,53	1,61
	0,063	3,99	0,23	0,25	1,35
	< 0,063	> 3,99	1,23	1,35	0,00

Size Classes (DGF-Bulletin 1 1988)

		Weight %
Silt and clay	(< 0,063 mm):	1,35
Sand, fine	(0,063 mm - 0,200 mm):	74,02
Sand, medium	(0,2 mm - 0,6 mm):	23,88
Sand, coarse	(0,6 mm - 2 mm):	0,74
Gravel	(> 2 mm):	0,00
Sum:		100,00

Moments Measures (Folk and Wards)

Percentile Amount in sieve	Percentile Amount passing	d(mm)	Φ
5%	95%	0,25	2,00
16%	84%	0,22	2,17
25%	75%	0,20	2,33
40%	60%	0,17	2,53
Median 50%	50%	0,16	2,62
75%	25%	0,14	2,86
84%	16%	0,13	2,96
90%	10%	0,12	3,11
95%	5%	0,10	3,33

Moments Statistics

Mean	2,59
Sorting	0,40
Skewness	-0,03
Kurtosis	1,01
Uniformity Coefficient	1,49

The analysis is executed according to DS 405.9 extended by sieves to the ½ phi scale

Size Classes and Percentiles are found by linear interpolation

Formulas

Mean (ϕ16%+ϕ84%+ϕ50%) / 3 (Folk and Ward 1957)

Sorting (ϕ84%-ϕ16%) / 4 + (ϕ95%-ϕ5%) / 6,6 (Folk and Ward 1957)

Kurtosis (ϕ95% - ϕ5%) / (2,44 * (ϕ75% - ϕ25%)) (Folk and Ward 1957)

Skewness (ϕ16%+ϕ84% - 2*ϕ50%) / (2*(ϕ84%-ϕ16%)) + (ϕ5%+ϕ95% - 2*ϕ50%) / (2*(ϕ95%-ϕ5%)) (Folk and Ward 1957)

Uniformity Coefficient (d60% / d10%) (dgf-Bulletin 1988)

Mean, sorting, skewness and kurtosis are based on "Amount in sieve". Uniformity coefficient is based on "Amount passing".

Øster Voldgade 10 1350 København K
Tel.: +45 38 14 20 00 Telefax: +45 38 14 20 50
Email: GEUS@geus.dk
www.geus.dk

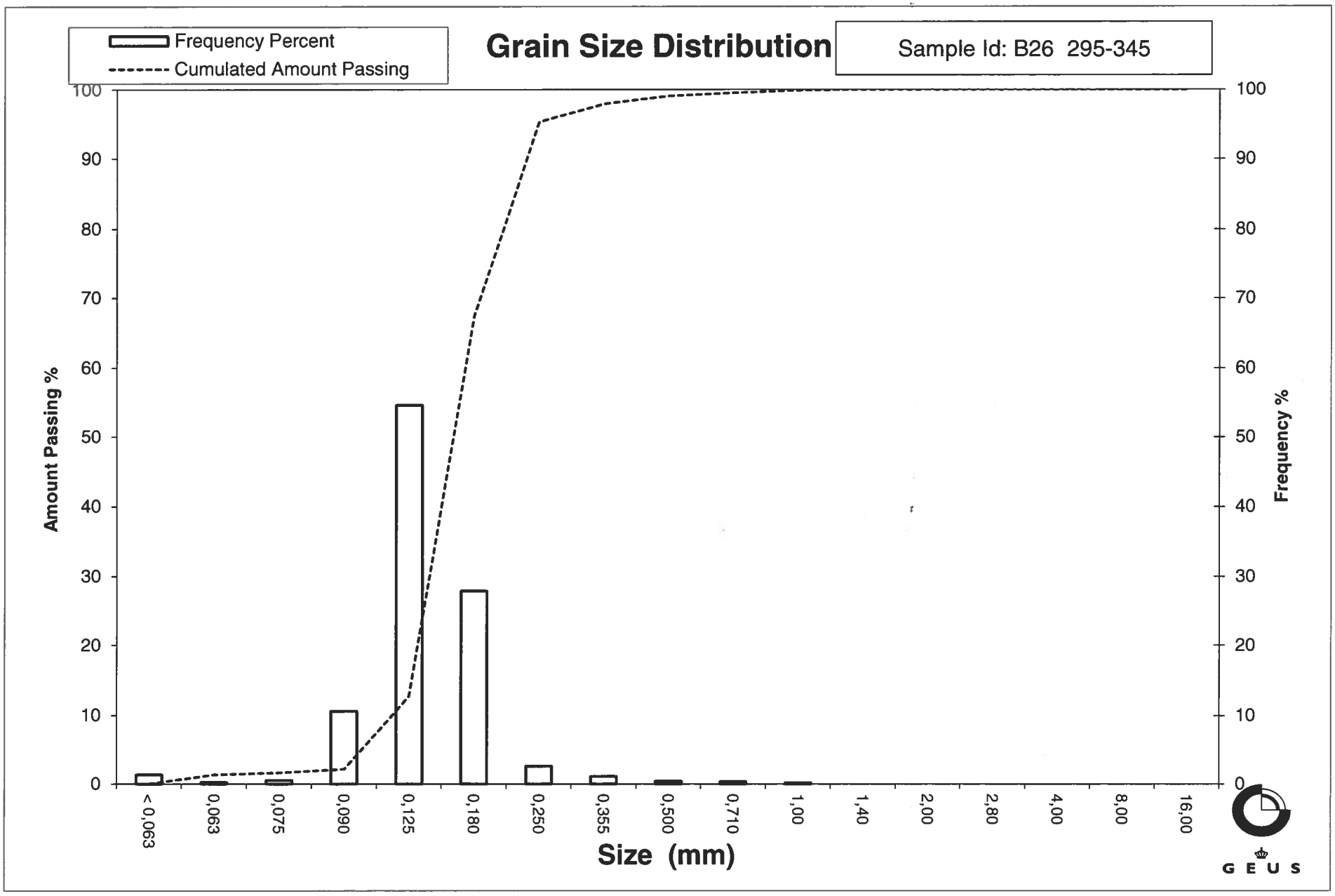
Frequency Percent
Cumulated Amount Passing
Grain Size Distribution
Sample Id: B26 295-345
Amount Passing %
Frequency %
100
90
80
70
60
50
40
30
20
10
0
< 0,063
0,063
0,075
0,090
0,125
0,180
0,250
0,355
0,500
0,710
1,00
1,40
2,00
2,80
4,00
8,00
16,00
Size (mm)
GEUS

Grain Size Distribution
Geotechnical

Sample Id: B28 40-76
Lab. Id: 220547
Projekt Energistyrelsen
Subject: B28
Date: 02-09-2022
Executed: PS/CRL
Remarks: >8mm består af skaller

GEUS

Total Weight 181,44 g

Size Fractions

Sieve Analysis

	Size mm	Size Φ	Weight g	Weight %	Cumulated amount passing %
Gravel	16,00	-4,00	0,00	0,00	100,00
	8,00	-3,00	1,08	0,60	99,40
	4,00	-2,00	0,00	0,00	99,40
	2,80	-1,49	0,28	0,15	99,25
	2,00	-1,00	3,97	2,19	97,06
Sand	1,40	-0,49	22,29	12,29	84,78
	1,00	0,00	34,70	19,12	65,65
	0,710	0,49	24,88	13,71	51,94
	0,500	1,00	22,77	12,55	39,39
	0,355	1,49	24,78	13,66	25,73
	0,250	2,00	27,02	14,89	10,84
	0,180	2,47	14,65	8,07	2,77
	0,125	3,00	3,72	2,05	0,72
	0,090	3,47	0,26	0,14	0,57
	0,075	3,74	0,03	0,02	0,56
	0,063	3,99	0,00	0,00	0,56
	< 0,063	> 3,99	1,01	0,56	0,00

Size Classes (DGF-Bulletin 1 1988)

		Weight %
Silt and clay	(< 0,063 mm):	0,56
Sand, fine	(0,063 mm - 0,200 mm):	4,52
Sand, medium	(0,2 mm - 0,6 mm):	40,29
Sand, coarse	(0,6 mm - 2 mm):	51,70
Gravel	(> 2 mm):	2,94
Sum:		100,00

Moments Measures (Folk and Wards)

Percentile Amount in sieve	Percentile Amount passing	d(mm)	Φ
5%	95%	1,90	-0,93
16%	84%	1,38	-0,47
25%	75%	1,20	-0,26
40%	60%	0,88	0,18
Median 50%	50%	0,68	0,56
75%	25%	0,35	1,52
84%	16%	0,29	1,80
90%	10%	0,24	2,04
95%	5%	0,20	2,33

Moments Statistics

Mean	0,63
Sorting	1,06
Skewness	0,09
Kurtosis	0,75
Uniformity Coefficient	3,63

The analysis is executed according to DS 405.9 extended by sieves to the ½ phi scale

Size Classes and Percentiles are found by linear interpolation

Formulas

Mean (ϕ16%+ϕ84%+ϕ50%) / 3 (Folk and Ward 1957)

Sorting (ϕ84%-ϕ16%) / 4 + (ϕ95%-ϕ5%) / 6,6 (Folk and Ward 1957)

Kurtosis (ϕ95% - ϕ5%) / (2,44 * (ϕ75% - ϕ25%)) (Folk and Ward 1957)

Skewness (ϕ16%+ϕ84% - 2*ϕ50%) / (2*(ϕ84%-ϕ16%)) + (ϕ5%+ϕ95% - 2*ϕ50%) / (2*(ϕ95%-ϕ5%)) (Folk and Ward 1957)

Uniformity Coefficient (d60% / d10%) (dgf-Bulletin 1988)

Mean, sorting, skewness and kurtosis are based on "Amount in sieve". Uniformity coefficient is based on "Amount passing".

Øster Voldgade 10 1350 København K
Tel.: +45 38 14 20 00 Telefax: +45 38 14 20 50
Email: GEUS@geus.dk
www.geus.dk

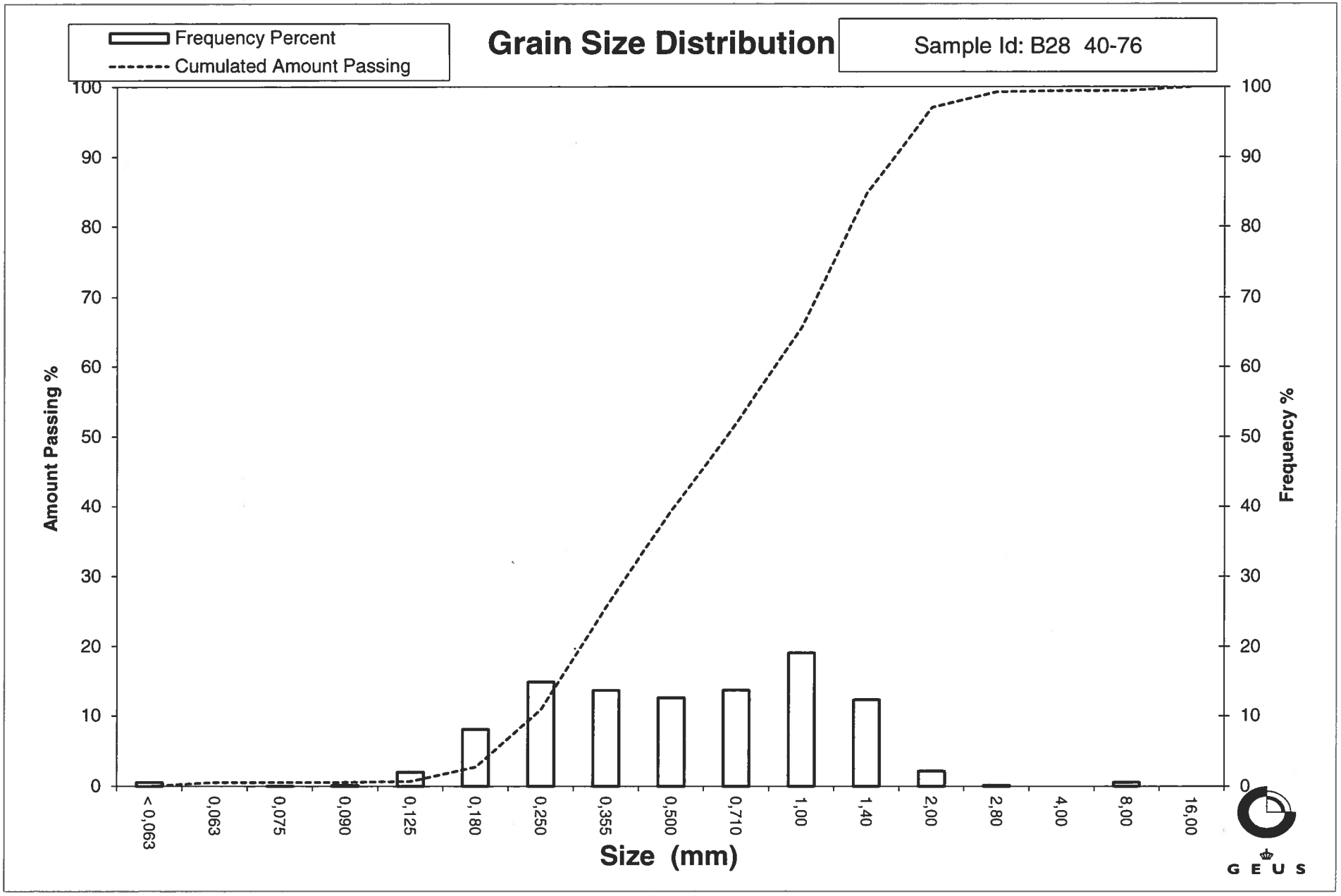
Frequency Percent
Cumulated Amount Passing
Grain Size Distribution
Sample Id: B28 40-76
Amount Passing %
Frequency %
100
90
80
70
60
50
40
30
20
10
0
< 0,063
0,063
0,075
0,090
0,125
0,180
0,250
0,355
0,500
0,710
1,00
1,40
2,00
2,80
4,00
8,00
16,00
Size (mm)
GEUS

Grain Size Distribution
Geotechnical

Sample Id: B28 90-140
Lab. Id: 220548
Projekt Energistyrelsen
Subject: B28
Date: 02-09-2022
Executed: PS/CRL
Remarks:

GEUS

Total Weight 107,91 g

Size Fractions

Sieve Analysis

	Size mm	Size Φ	Weight g	Weight %	Cumulated amount passing %
Gravel	16,00	-4,00	0,00	0,00	100,00
	8,00	-3,00	0,00	0,00	100,00
	4,00	-2,00	0,00	0,00	100,00
	2,80	-1,49	0,00	0,00	100,00
	2,00	-1,00	0,04	0,04	99,96
Sand	1,40	-0,49	0,03	0,03	99,94
	1,00	0,00	0,29	0,27	99,67
	0,710	0,49	0,80	0,74	98,93
	0,500	1,00	2,42	2,24	96,68
	0,355	1,49	16,61	15,39	81,29
	0,250	2,00	43,86	40,64	40,64
	0,180	2,47	34,98	32,42	8,23
	0,125	3,00	6,48	6,01	2,22
	0,090	3,47	0,53	0,49	1,73
	0,075	3,74	0,04	0,04	1,70
	0,063	3,99	0,21	0,19	1,50
	< 0,063	> 3,99	1,62	1,50	0,00

Size Classes (DGF-Bulletin 1 1988)

		Weight %
Silt and clay	(< 0,063 mm):	1,50
Sand, fine	(0,063 mm - 0,200 mm):	15,99
Sand, medium	(0,2 mm - 0,6 mm):	80,26
Sand, coarse	(0,6 mm - 2 mm):	2,21
Gravel	(> 2 mm):	0,04
Sum:		100,00

Moments Measures (Folk and Wards)

Percentile Amount in sieve	Percentile Amount passing	d(mm)	Φ
5%	95%	0,48	1,05
16%	84%	0,38	1,39
25%	75%	0,34	1,56
40%	60%	0,30	1,74
Median 50%	50%	0,27	1,87
75%	25%	0,22	2,21
84%	16%	0,20	2,35
90%	10%	0,18	2,44
95%	5%	0,15	2,73

Moments Statistics

Mean	1,87
Sorting	0,49
Skewness	0,02
Kurtosis	1,07
Uniformity Coefficient	1,63

The analysis is executed according to DS 405.9 extended by sieves to the ½ phi scale

Size Classes and Percentiles are found by linear interpolation

Formulas

Mean (ϕ16%+ϕ84%+ϕ50%) / 3 (Folk and Ward 1957)

Sorting (ϕ84%-ϕ16%) / 4 + (ϕ95%-ϕ5%) / 6,6 (Folk and Ward 1957)

Kurtosis (ϕ95% - ϕ5%) / (2,44 * (ϕ75% - ϕ25%)) (Folk and Ward 1957)

Skewness (ϕ16%+ϕ84% - 2*ϕ50%) / (2*(ϕ84%-ϕ16%)) + (ϕ5%+ϕ95% - 2*ϕ50%) / (2*(ϕ95%-ϕ5%)) (Folk and Ward 1957)

Uniformity Coefficient (d60% / d10%) (dgf-Bulletin 1988)

Mean, sorting, skewness and kurtosis are based on "Amount in sieve". Uniformity coefficient is based on "Amount passing".

Øster Voldgade 10 1350 København K
Tel.: +45 38 14 20 00 Telefax: +45 38 14 20 50
Email: GEUS@geus.dk
www.geus.dk

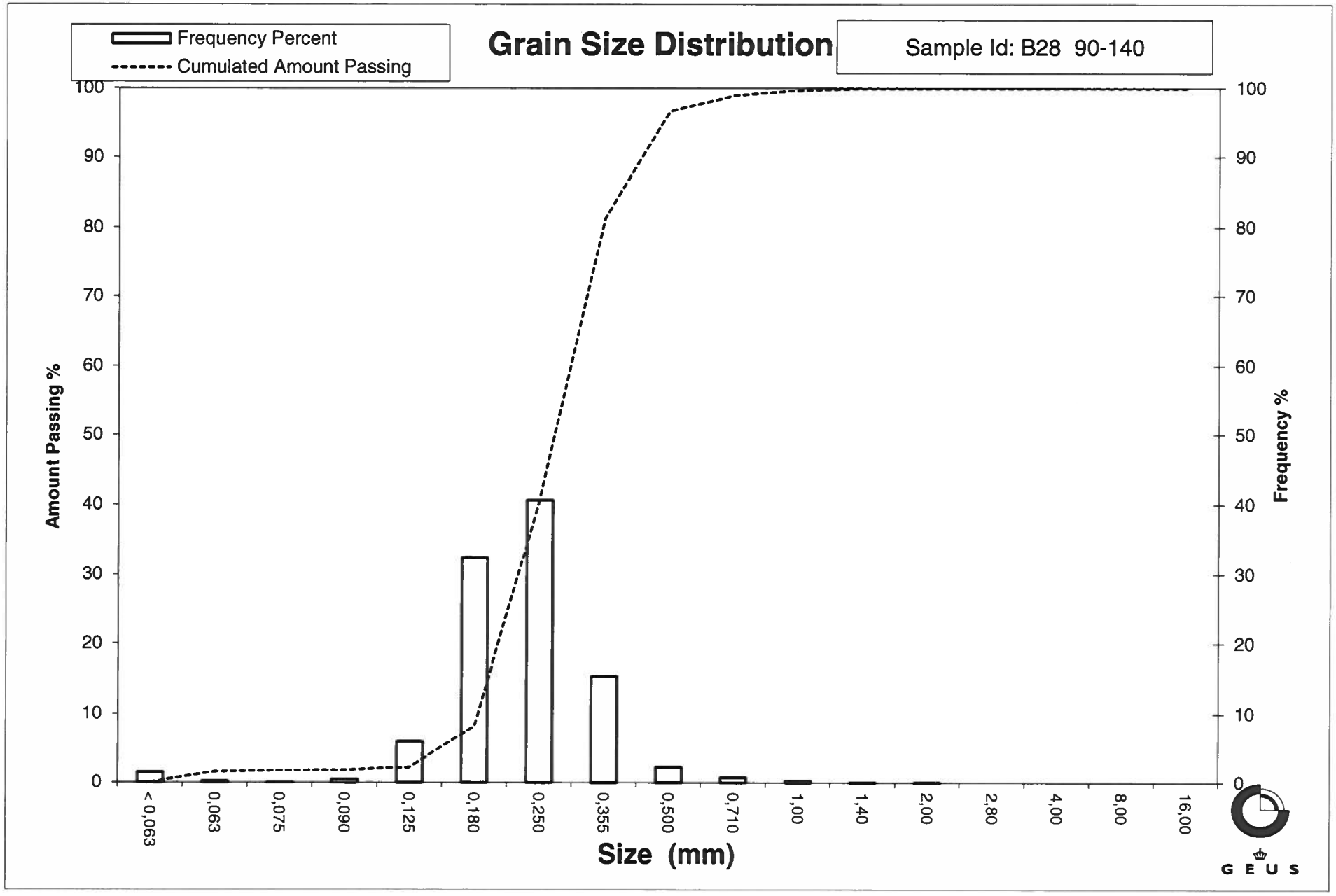
Frequency Percent
Cumulated Amount Passing
Grain Size Distribution
Sample Id: B28 90-140
Amount Passing %
Frequency %
100
90
80
70
60
50
40
30
20
10
0
< 0,063
0,063
0,075
0,090
0,125
0,180
0,250
0,355
0,500
0,710
1,00
1,40
2,00
2,80
4,00
8,00
16,00
Size (mm)
GEUS

Grain Size Distribution
Geotechnical

Sample Id: B28 212-256
Lab. Id: 220549
Projekt Energistyrelsen
Subject: B28
Date: 02-09-2022
Executed: PS/CRL
Remarks: >8mm heraf 2g skaller

GEUS

Total Weight 379,35 g

Size Fractions

Sieve Analysis

	Size mm	Size Φ	Weight g	Weight %	Cumulated amount passing %
Gravel	16,00	-4,00	13,15	3,47	96,53
	8,00	-3,00	9,08	2,39	94,14
	4,00	-2,00	51,32	13,53	80,61
	2,80	-1,49	70,18	18,50	62,11
	2,00	-1,00	45,30	11,94	50,17
Sand	1,40	-0,49	10,47	2,76	47,41
	1,00	0,00	3,49	0,92	46,49
	0,710	0,49	4,05	1,07	45,42
	0,500	1,00	7,39	1,95	43,47
	0,355	1,49	24,57	6,48	37,00
	0,250	2,00	67,46	17,78	19,21
	0,180	2,47	53,83	14,19	5,02
	0,125	3,00	15,56	4,10	0,92
	0,090	3,47	1,06	0,28	0,64
	0,075	3,74	0,17	0,04	0,60
	0,063	3,99	0,15	0,04	0,56
	< 0,063	> 3,99	2,12	0,56	0,00

Size Classes (DGF-Bulletin 1 1988)

		Weight %
Silt and clay	(< 0,063 mm):	0,56
Sand, fine	(0,063 mm - 0,200 mm):	8,52
Sand, medium	(0,2 mm - 0,6 mm):	35,32
Sand, coarse	(0,6 mm - 2 mm):	5,77
Gravel	(> 2 mm):	49,83
Sum:		100,00

Moments Measures (Folk and Wards)

Percentile Amount in sieve	Percentile Amount passing	d(mm)	Φ
5%	95%	10,87	-3,44
16%	84%	5,00	-2,32
25%	75%	3,64	-1,86
40%	60%	2,66	-1,41
Median 50%	50%	1,96	-0,97
75%	25%	0,28	1,82
84%	16%	0,23	2,09
90%	10%	0,20	2,29
95%	5%	0,18	2,48

Moments Statistics

Mean	-0,40
Sorting	2,00
Skewness	0,28
Kurtosis	0,66
Uniformity Coefficient	13,00

The analysis is executed according to DS 405.9 extended by sieves to the ½ phi scale

Size Classes and Percentiles are found by linear interpolation

Formulas

Mean (ϕ16%+ϕ84%+ϕ50%) / 3 (Folk and Ward 1957)

Sorting (ϕ84%-ϕ16%) / 4 + (ϕ95%-ϕ5%) / 6,6 (Folk and Ward 1957)

Kurtosis (ϕ95% - ϕ5%) / (2,44 * (ϕ75% - ϕ25%)) (Folk and Ward 1957)

Skewness (ϕ16%+ϕ84% - 2*ϕ50%) / (2*(ϕ84%-ϕ16%)) + (ϕ5%+ϕ95% - 2*ϕ50%) / (2*(ϕ95%-ϕ5%)) (Folk and Ward 1957)

Uniformity Coefficient (d60% / d10%) (dgf-Bulletin 1988)

Mean, sorting, skewness and kurtosis are based on "Amount in sieve". Uniformity coefficient is based on "Amount passing".

Øster Voldgade 10 1350 København K
Tel.: +45 38 14 20 00 Telefax: +45 38 14 20 50
Email: GEUS@geus.dk
www.geus.dk

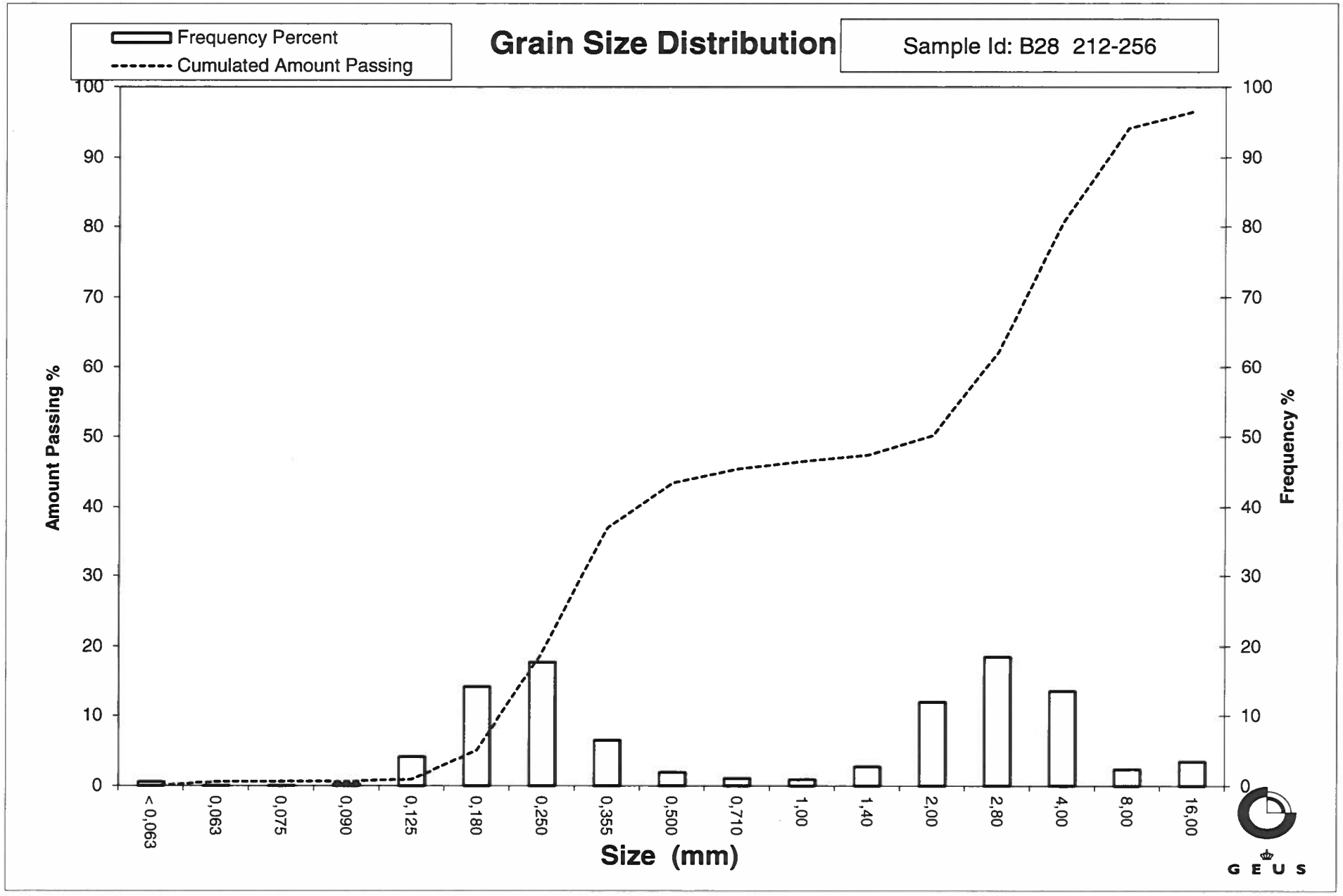
Frequency Percent
Cumulated Amount Passing
Grain Size Distribution
Sample Id: B28 212-256
Amount Passing %
Frequency %
100
90
80
70
60
50
40
30
20
10
0
< 0,063
0,063
0,075
0,090
0,125
0,180
0,250
0,355
0,500
0,710
1,00
1,40
2,00
2,80
4,00
8,00
16,00
Size (mm)
GEUS

Grain Size Distribution
Geotechnical

Sample Id: B28 310-360
Lab. Id: 220550
Projekt Energistyrelsen
Subject: B28
Date: 02-09-2022
Executed: PS/CRL
Remarks:

GEUS

Total Weight 91,57 g

Size Fractions

Sieve Analysis

	Size mm	Size Φ	Weight g	Weight %	Cumulated amount passing %
Gravel	16,00	-4,00	0,00	0,00	100,00
	8,00	-3,00	0,00	0,00	100,00
	4,00	-2,00	0,00	0,00	100,00
	2,80	-1,49	0,00	0,00	100,00
	2,00	-1,00	0,00	0,00	100,00
Sand	1,40	-0,49	0,00	0,00	100,00
	1,00	0,00	0,00	0,00	100,00
	0,710	0,49	0,01	0,01	99,99
	0,500	1,00	0,07	0,08	99,91
	0,355	1,49	0,34	0,37	99,54
	0,250	2,00	2,95	3,22	96,32
	0,180	2,47	19,30	21,08	75,24
	0,125	3,00	47,28	51,63	23,61
	0,090	3,47	15,88	17,34	6,27
	0,075	3,74	0,81	0,88	5,38
	0,063	3,99	0,47	0,51	4,87
	< 0,063	> 3,99	4,46	4,87	0,00

Size Classes (DGF-Bulletin 1 1988)

		Weight %
Silt and clay	(< 0,063 mm):	4,87
Sand, fine	(0,063 mm - 0,200 mm):	76,39
Sand, medium	(0,2 mm - 0,6 mm):	18,68
Sand, coarse	(0,6 mm - 2 mm):	0,05
Gravel	(> 2 mm):	0,00
Sum:		100,00

Moments Measures (Folk and Wards)

Percentile Amount in sieve	Percentile Amount passing	d(mm)	Φ
5%	95%	0,25	2,03
16%	84%	0,21	2,26
25%	75%	0,18	2,48
40%	60%	0,16	2,61
Median 50%	50%	0,15	2,71
75%	25%	0,13	2,98
84%	16%	0,11	3,19
90%	10%	0,10	3,36
95%	5%	0,07	3,92

Moments Statistics

Mean	2,72
Sorting	0,52
Skewness	0,16
Kurtosis	1,53
Uniformity Coefficient	1,68

The analysis is executed according to DS 405.9 extended by sieves to the ½ phi scale

Size Classes and Percentiles are found by linear interpolation

Formulas

Mean (ϕ16%+ϕ84%+ϕ50%) / 3 (Folk and Ward 1957)

Sorting (ϕ84%-ϕ16%) / 4 + (ϕ95%-ϕ5%) / 6,6 (Folk and Ward 1957)

Kurtosis (ϕ95% - ϕ5%) / (2,44 * (ϕ75% - ϕ25%)) (Folk and Ward 1957)

Skewness (ϕ16%+ϕ84% - 2*ϕ50%) / (2*(ϕ84%-ϕ16%)) + (ϕ5%+ϕ95% - 2*ϕ50%) / (2*(ϕ95%-ϕ5%)) (Folk and Ward 1957)

Uniformity Coefficient (d60% / d10%) (dgf-Bulletin 1988)

Mean, sorting, skewness and kurtosis are based on "Amount in sieve". Uniformity coefficient is based on "Amount passing".

Øster Voldgade 10 1350 København K
Tel.: +45 38 14 20 00 Telefax: +45 38 14 20 50
Email: GEUS@geus.dk
www.geus.dk

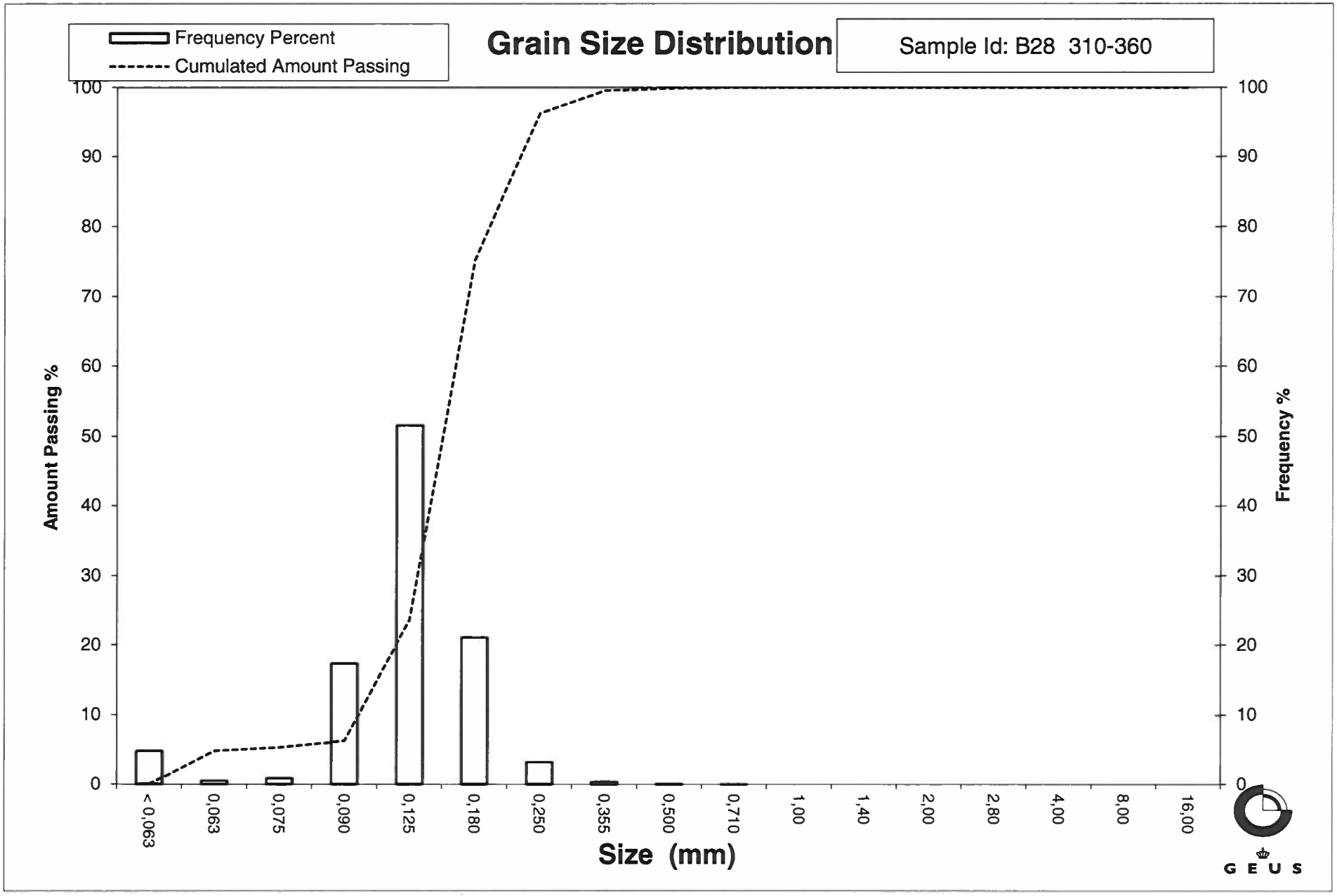
Frequency Percent
Cumulated Amount Passing
Grain Size Distribution
Sample Id: B28 310-360
Amount Passing %
Frequency %
100
90
80
70
60
50
40
30
20
10
0
< 0,063
0,063
0,075
0,090
0,125
0,180
0,250
0,355
0,500
0,710
1,00
1,40
2,00
2,80
4,00
8,00
16,00
Size (mm)
GEUS

Grain Size Distribution
Geotechnical

Sample Id: B29 0-50
Lab. Id: 220551
Projekt Energistyrelsen
Subject: B29
Date: 02-09-2022
Executed: PS/CRL
Remarks:

GEUS

Total Weight 104,68 g

Size Fractions

Sieve Analysis

	Size mm	Size Φ	Weight g	Weight %	Cumulated amount passing %
Gravel	16,00	-4,00	0,00	0,00	100,00
	8,00	-3,00	0,00	0,00	100,00
	4,00	-2,00	0,00	0,00	100,00
	2,80	-1,49	0,00	0,00	100,00
	2,00	-1,00	0,22	0,21	99,79
Sand	1,40	-0,49	1,47	1,40	98,39
	1,00	0,00	10,51	10,04	88,35
	0,710	0,49	17,08	16,32	72,03
	0,500	1,00	22,59	21,58	50,45
	0,355	1,49	20,95	20,01	30,44
	0,250	2,00	21,61	20,64	9,79
	0,180	2,47	8,03	7,67	2,12
	0,125	3,00	1,09	1,04	1,08
	0,090	3,47	0,05	0,05	1,03
	0,075	3,74	0,00	0,00	1,03
	0,063	3,99	0,00	0,00	1,03
	< 0,063	> 3,99	1,08	1,03	0,00

Size Classes (DGF-Bulletin 1 1988)

		Weight %
Silt and clay	(< 0,063 mm):	1,03
Sand, fine	(0,063 mm - 0,200 mm):	3,28
Sand, medium	(0,2 mm - 0,6 mm):	56,41
Sand, coarse	(0,6 mm - 2 mm):	39,06
Gravel	(> 2 mm):	0,21
Sum:		100,00

Moments Measures (Folk and Wards)

Percentile Amount in sieve	Percentile Amount passing	d(mm)	Φ
5%	95%	1,27	-0,34
16%	84%	0,92	0,12
25%	75%	0,76	0,39
40%	60%	0,59	0,75
Median 50%	50%	0,50	1,01
75%	25%	0,33	1,61
84%	16%	0,28	1,83
90%	10%	0,25	1,99
95%	5%	0,21	2,28

Moments Statistics

Mean	0,98
Sorting	0,82
Skewness	-0,04
Kurtosis	0,88
Uniformity Coefficient	2,36

The analysis is executed according to DS 405.9 extended by sieves to the ½ phi scale

Size Classes and Percentiles are found by linear interpolation

Formulas

Mean (ϕ16%+ϕ84%+ϕ50%) / 3 (Folk and Ward 1957)

Sorting (ϕ84%-ϕ16%) / 4 + (ϕ95%-ϕ5%) / 6,6 (Folk and Ward 1957)

Kurtosis (ϕ95% - ϕ5%) / (2,44 * (ϕ75% - ϕ25%)) (Folk and Ward 1957)

Skewness (ϕ16%+ϕ84% - 2*ϕ50%) / (2*(ϕ84%-ϕ16%)) + (ϕ5%+ϕ95% - 2*ϕ50%) / (2*(ϕ95%-ϕ5%)) (Folk and Ward 1957)

Uniformity Coefficient (d60% / d10%) (dgf-Bulletin 1988)

Mean, sorting, skewness and kurtosis are based on "Amount in sieve". Uniformity coefficient is based on "Amount passing".

Øster Voldgade 10 1350 København K
Tel.: +45 38 14 20 00 Telefax: +45 38 14 20 50
Email: GEUS@geus.dk
www.geus.dk

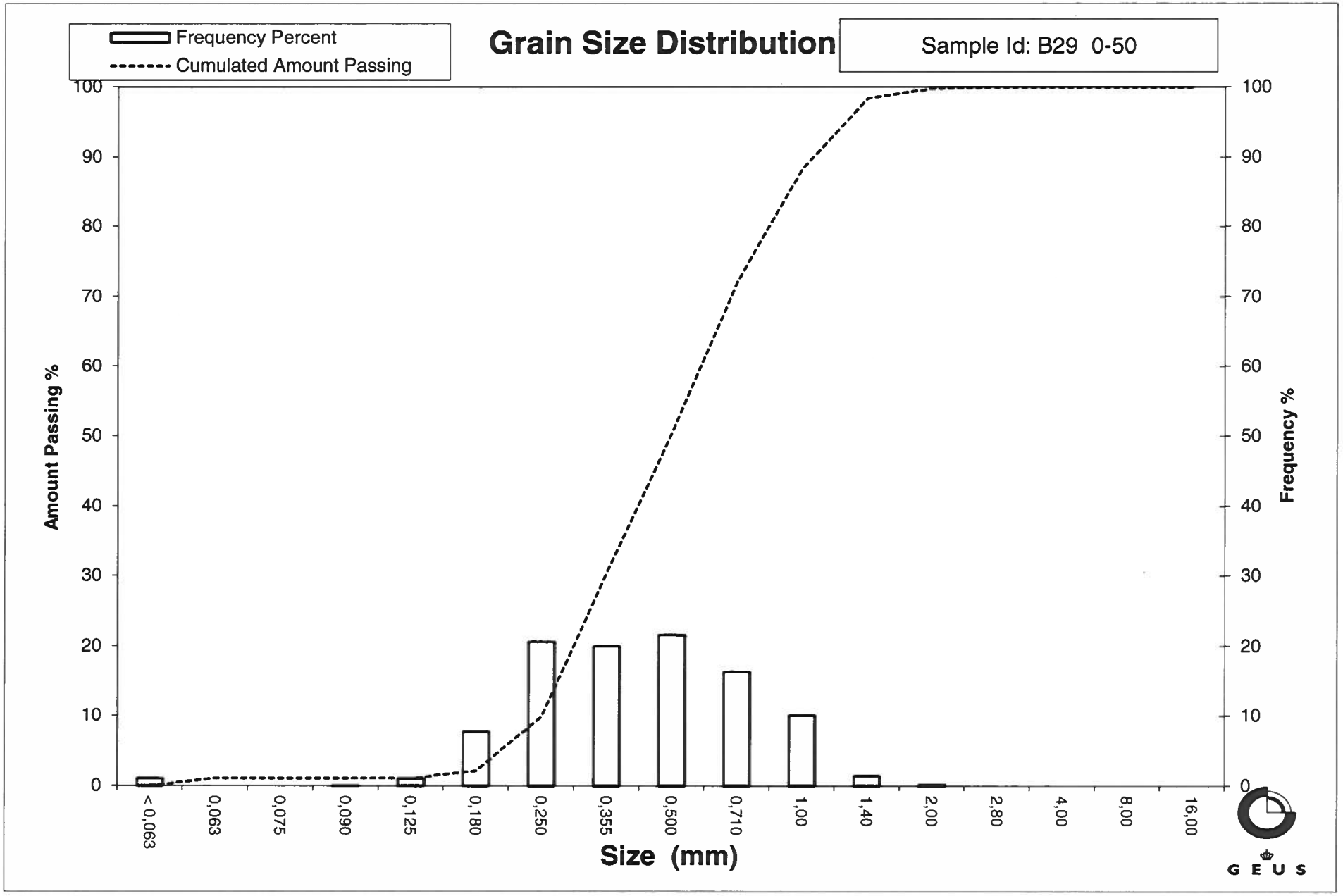
Frequency Percent
Cumulated Amount Passing
Grain Size Distribution
Sample Id: B29 0-50
Amount Passing %
Frequency %
100
90
80
70
60
50
40
30
20
10
0
< 0,063
0,063
0,075
0,090
0,125
0,180
0,250
0,355
0,500
0,710
1,00
1,40
2,00
2,80
4,00
8,00
16,00
Size (mm)
GEUS

Grain Size Distribution
Geotechnical

Sample Id: B29 100-150
Lab. Id: 220552
Projekt Energistyrelsen
Subject: B29
Date: 02-09-2022
Executed: PS/CRL
Remarks:

GEUS

Total Weight 115,25 g

Size Fractions

Sieve Analysis

	Size mm	Size Φ	Weight g	Weight %	Cumulated amount passing %
Gravel	16,00	-4,00	0,00	0,00	100,00
	8,00	-3,00	0,00	0,00	100,00
	4,00	-2,00	0,00	0,00	100,00
	2,80	-1,49	0,14	0,12	99,88
	2,00	-1,00	0,61	0,53	99,35
Sand	1,40	-0,49	3,30	2,86	96,49
	1,00	0,00	9,40	8,16	88,33
	0,710	0,49	16,35	14,19	74,14
	0,500	1,00	18,46	16,02	58,13
	0,355	1,49	23,23	20,16	37,97
	0,250	2,00	28,35	24,60	13,37
	0,180	2,47	12,84	11,14	2,23
	0,125	3,00	1,03	0,89	1,34
	0,090	3,47	0,10	0,09	1,25
	0,075	3,74	0,00	0,00	1,25
	0,063	3,99	0,00	0,00	1,25
	< 0,063	> 3,99	1,44	1,25	0,00

Size Classes (DGF-Bulletin 1 1988)

		Weight %
Silt and clay	(< 0,063 mm):	1,25
Sand, fine	(0,063 mm - 0,200 mm):	4,16
Sand, medium	(0,2 mm - 0,6 mm):	60,34
Sand, coarse	(0,6 mm - 2 mm):	33,60
Gravel	(> 2 mm):	0,65
Sum:		100,00

Moments Measures (Folk and Wards)

Percentile Amount in sieve	Percentile Amount passing	d(mm)	Φ
5%	95%	1,33	-0,41
16%	84%	0,91	0,13
25%	75%	0,73	0,46
40%	60%	0,52	0,93
Median 50%	50%	0,44	1,18
75%	25%	0,30	1,74
84%	16%	0,26	1,94
90%	10%	0,23	2,13
95%	5%	0,20	2,34

Moments Statistics

Mean	1,08
Sorting	0,87
Skewness	-0,16
Kurtosis	0,88
Uniformity Coefficient	2,29

The analysis is executed according to DS 405.9 extended by sieves to the ½ phi scale

Size Classes and Percentiles are found by linear interpolation

Formulas

Mean (ϕ16%+ϕ84%+ϕ50%) / 3 (Folk and Ward 1957)

Sorting (ϕ84%-ϕ16%) / 4 + (ϕ95%-ϕ5%) / 6,6 (Folk and Ward 1957)

Kurtosis (ϕ95% - ϕ5%) / (2,44 * (ϕ75% - ϕ25%)) (Folk and Ward 1957)

Skewness (ϕ16%+ϕ84% - 2*ϕ50%) / (2*(ϕ84%-ϕ16%)) + (ϕ5%+ϕ95% - 2*ϕ50%) / (2*(ϕ95%-ϕ5%)) (Folk and Ward 1957)

Uniformity Coefficient (d60% / d10%) (dgf-Bulletin 1988)

Mean, sorting, skewness and kurtosis are based on "Amount in sieve". Uniformity coefficient is based on "Amount passing".

Øster Voldgade 10 1350 København K
Tel.: +45 38 14 20 00 Telefax: +45 38 14 20 50
Email: GEUS@geus.dk
www.geus.dk

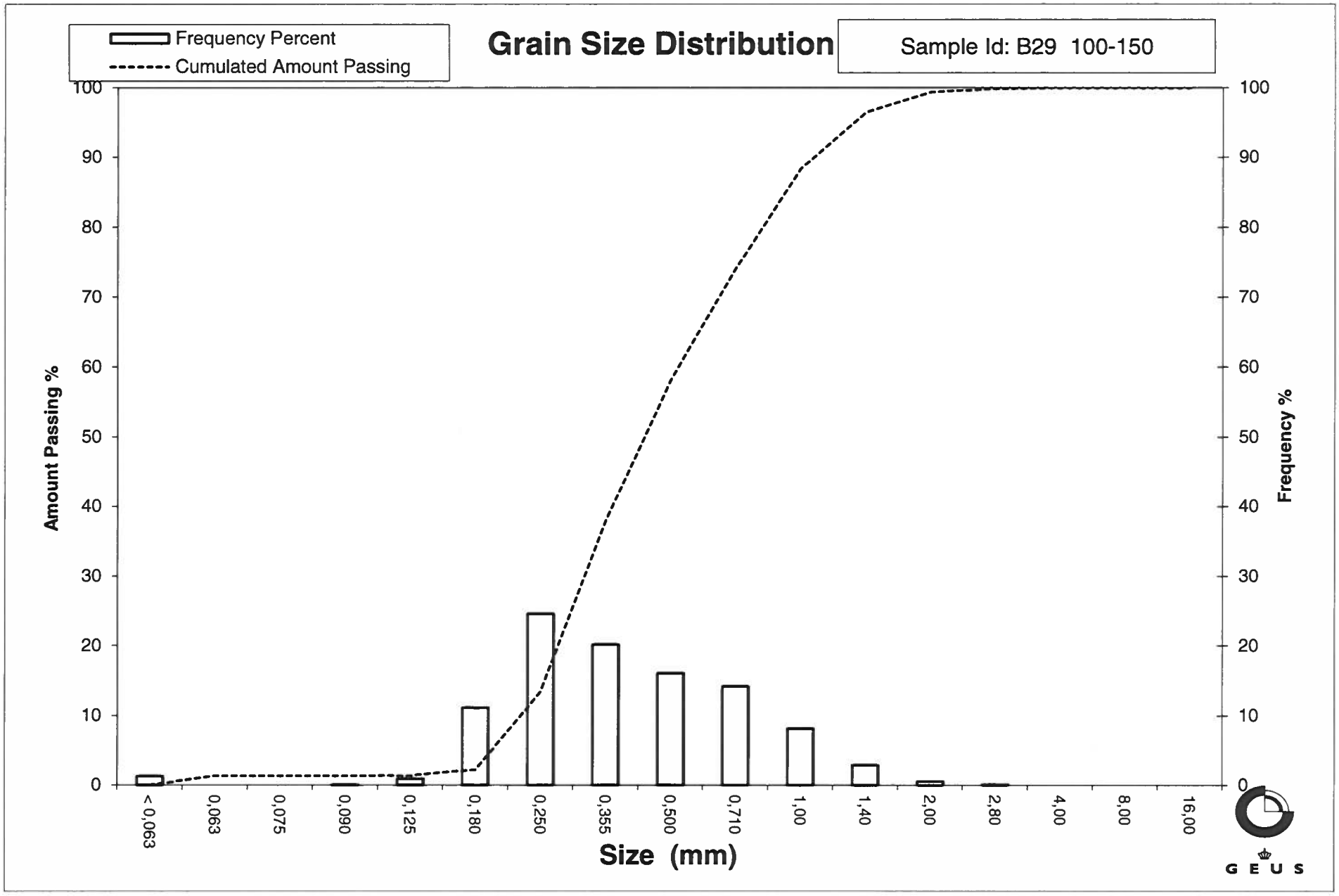
Frequency Percent
Cumulated Amount Passing
Grain Size Distribution
Sample Id: B29 100-150
Amount Passing %
Frequency %
100
90
80
70
60
50
40
30
20
10
0
< 0,063
0,063
0,075
0,090
0,125
0,180
0,250
0,355
0,500
0,710
1,00
1,40
2,00
2,80
4,00
8,00
16,00
Size (mm)
GEUS

Grain Size Distribution
Geotechnical

Sample Id: B29 200-250
Lab. Id: 220553
Projekt Energistyrelsen
Subject: B29
Date: 02-09-2022
Executed: PS/CRL
Remarks:

GEUS

Total Weight 104,47 g

Size Fractions

Sieve Analysis

	Size mm	Size Φ	Weight g	Weight %	Cumulated amount passing %
Gravel	16,00	-4,00	0,00	0,00	100,00
	8,00	-3,00	0,00	0,00	100,00
	4,00	-2,00	0,00	0,00	100,00
	2,80	-1,49	0,00	0,00	100,00
	2,00	-1,00	0,00	0,00	100,00
Sand	1,40	-0,49	0,10	0,10	99,90
	1,00	0,00	0,48	0,46	99,44
	0,710	0,49	0,87	0,83	98,61
	0,500	1,00	2,25	2,15	96,46
	0,355	1,49	3,45	3,30	93,16
	0,250	2,00	9,90	9,48	83,68
	0,180	2,47	33,47	32,04	51,64
	0,125	3,00	37,41	35,81	15,83
	0,090	3,47	11,23	10,75	5,08
	0,075	3,74	0,82	0,78	4,30
	0,063	3,99	0,35	0,34	3,96
	< 0,063	> 3,99	4,14	3,96	0,00

Size Classes (DGF-Bulletin 1 1988)

		Weight %
Silt and clay	(< 0,063 mm):	3,96
Sand, fine	(0,063 mm - 0,200 mm):	56,83
Sand, medium	(0,2 mm - 0,6 mm):	36,69
Sand, coarse	(0,6 mm - 2 mm):	2,52
Gravel	(> 2 mm):	0,00
Sum:		100,00

Moments Measures (Folk and Wards)

Percentile Amount in sieve	Percentile Amount passing	d(mm)	Φ
5%	95%	0,44	1,20
16%	84%	0,25	1,98
25%	75%	0,23	2,11
40%	60%	0,20	2,33
Median 50%	50%	0,18	2,49
75%	25%	0,14	2,85
84%	16%	0,13	3,00
90%	10%	0,11	3,24
95%	5%	0,09	3,50

Moments Statistics

Mean	2,49
Sorting	0,60
Skewness	-0,07
Kurtosis	1,29
Uniformity Coefficient	1,87

The analysis is executed according to DS 405.9 extended by sieves to the ½ phi scale

Size Classes and Percentiles are found by linear interpolation

Formulas

Mean (ϕ16%+ϕ84%+ϕ50%) / 3 (Folk and Ward 1957)

Sorting (ϕ84%-ϕ16%) / 4 + (ϕ95%-ϕ5%) / 6,6 (Folk and Ward 1957)

Kurtosis (ϕ95% - ϕ5%) / (2,44 * (ϕ75% - ϕ25%)) (Folk and Ward 1957)

Skewness (ϕ16%+ϕ84% - 2*ϕ50%) / (2*(ϕ84%-ϕ16%)) + (ϕ5%+ϕ95% - 2*ϕ50%) / (2*(ϕ95%-ϕ5%)) (Folk and Ward 1957)

Uniformity Coefficient (d60% / d10%) (dgf-Bulletin 1988)

Mean, sorting, skewness and kurtosis are based on "Amount in sieve". Uniformity coefficient is based on "Amount passing".

Øster Voldgade 10 1350 København K
Tel.: +45 38 14 20 00 Telefax: +45 38 14 20 50
Email: GEUS@geus.dk
www.geus.dk

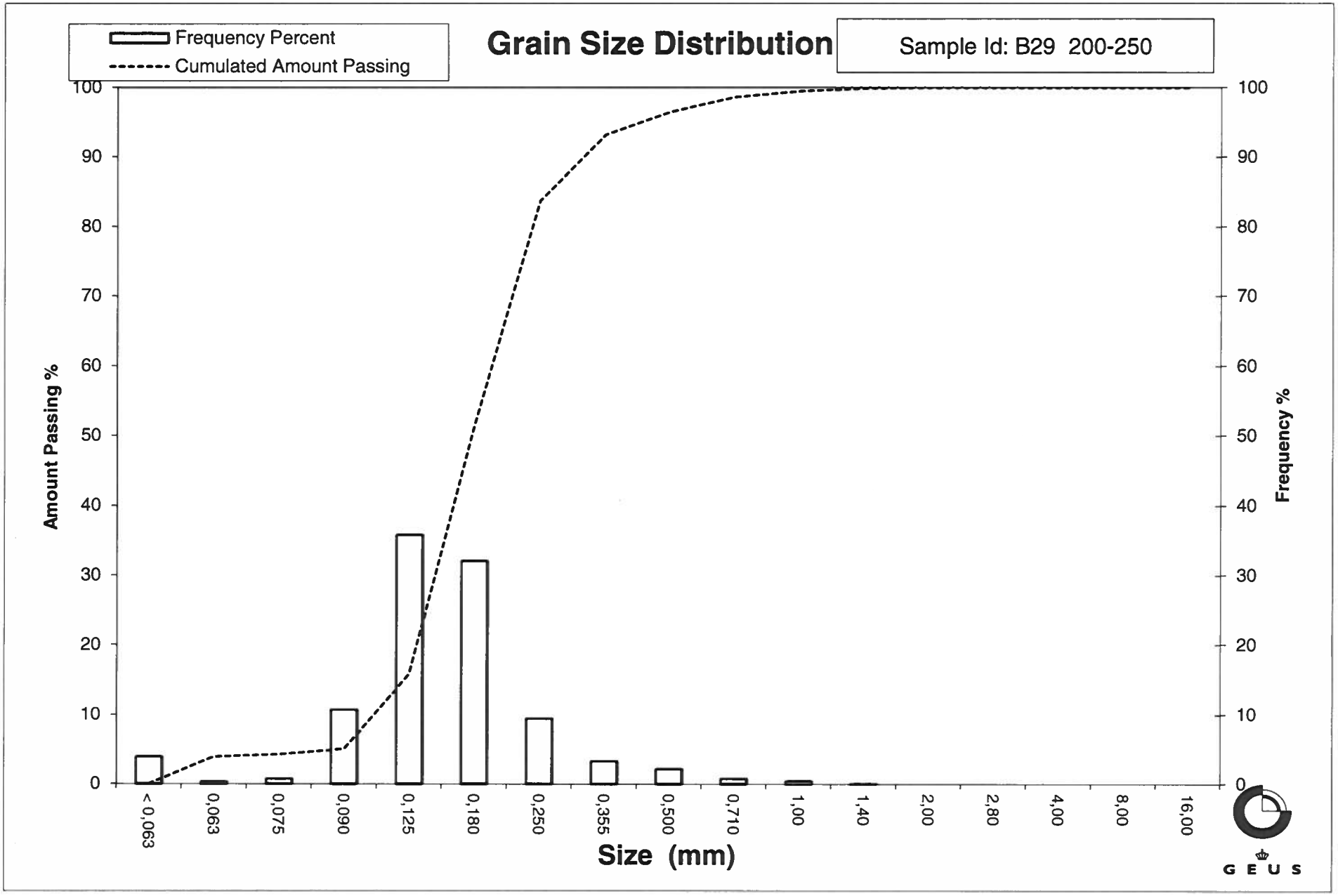
Frequency Percent
Cumulated Amount Passing
Grain Size Distribution
Sample Id: B29 200-250
Amount Passing %
Frequency %
100
90
80
70
60
50
40
30
20
10
0
< 0,063
0,063
0,075
0,090
0,125
0,180
0,250
0,355
0,500
0,710
1,00
1,40
2,00
2,80
4,00
8,00
16,00
Size (mm)
GEUS

Grain Size Distribution
Geotechnical

Sample Id: B29 312-362
Lab. Id: 220554
Projekt Energistyrelsen
Subject: B29
Date: 02-09-2022
Executed: PS/CRL
Remarks:

GEUS

Total Weight 95,48 g

Size Fractions

Sieve Analysis

	Size mm	Size Φ	Weight g	Weight %	Cumulated amount passing %
Gravel	16,00	-4,00	0,00	0,00	100,00
	8,00	-3,00	0,00	0,00	100,00
	4,00	-2,00	0,00	0,00	100,00
	2,80	-1,49	0,00	0,00	100,00
	2,00	-1,00	0,08	0,08	99,92
Sand	1,40	-0,49	0,17	0,18	99,74
	1,00	0,00	0,73	0,76	98,97
	0,710	0,49	1,96	2,05	96,92
	0,500	1,00	4,87	5,10	91,82
	0,355	1,49	4,92	5,15	86,67
	0,250	2,00	4,11	4,30	82,36
	0,180	2,47	18,90	19,79	62,57
	0,125	3,00	43,63	45,70	16,87
	0,090	3,47	14,36	15,04	1,83
	0,075	3,74	0,31	0,32	1,51
	0,063	3,99	0,12	0,13	1,38
	< 0,063	> 3,99	1,32	1,38	0,00

Size Classes (DGF-Bulletin 1 1988)

		Weight %
Silt and clay	(< 0,063 mm):	1,38
Sand, fine	(0,063 mm - 0,200 mm):	66,84
Sand, medium	(0,2 mm - 0,6 mm):	26,03
Sand, coarse	(0,6 mm - 2 mm):	5,67
Gravel	(> 2 mm):	0,08
Sum:		100,00

Moments Measures (Folk and Wards)

Percentile Amount in sieve	Percentile Amount passing	d(mm)	Φ
5%	95%	0,63	0,66
16%	84%	0,29	1,79
25%	75%	0,22	2,16
40%	60%	0,18	2,50
Median 50%	50%	0,16	2,60
75%	25%	0,13	2,89
84%	16%	0,12	3,02
90%	10%	0,11	3,20
95%	5%	0,10	3,36

Moments Statistics

Mean	2,47
Sorting	0,72
Skewness	-0,38
Kurtosis	1,51
Uniformity Coefficient	1,62

The analysis is executed according to DS 405.9 extended by sieves to the ½ phi scale

Size Classes and Percentiles are found by linear interpolation

Formulas

Mean (ϕ16%+ϕ84%+ϕ50%) / 3 (Folk and Ward 1957)

Sorting (ϕ84%-ϕ16%) / 4 + (ϕ95%-ϕ5%) / 6,6 (Folk and Ward 1957)

Kurtosis (ϕ95% - ϕ5%) / (2,44 * (ϕ75% - ϕ25%)) (Folk and Ward 1957)

Skewness (ϕ16%+ϕ84% - 2*ϕ50%) / (2*(ϕ84%-ϕ16%)) + (ϕ5%+ϕ95% - 2*ϕ50%) / (2*(ϕ95%-ϕ5%)) (Folk and Ward 1957)

Uniformity Coefficient (d60% / d10%) (dgf-Bulletin 1988)

Mean, sorting, skewness and kurtosis are based on "Amount in sieve". Uniformity coefficient is based on "Amount passing".

Øster Voldgade 10 1350 København K
Tel.: +45 38 14 20 00 Telefax: +45 38 14 20 50
Email: GEUS@geus.dk
www.geus.dk

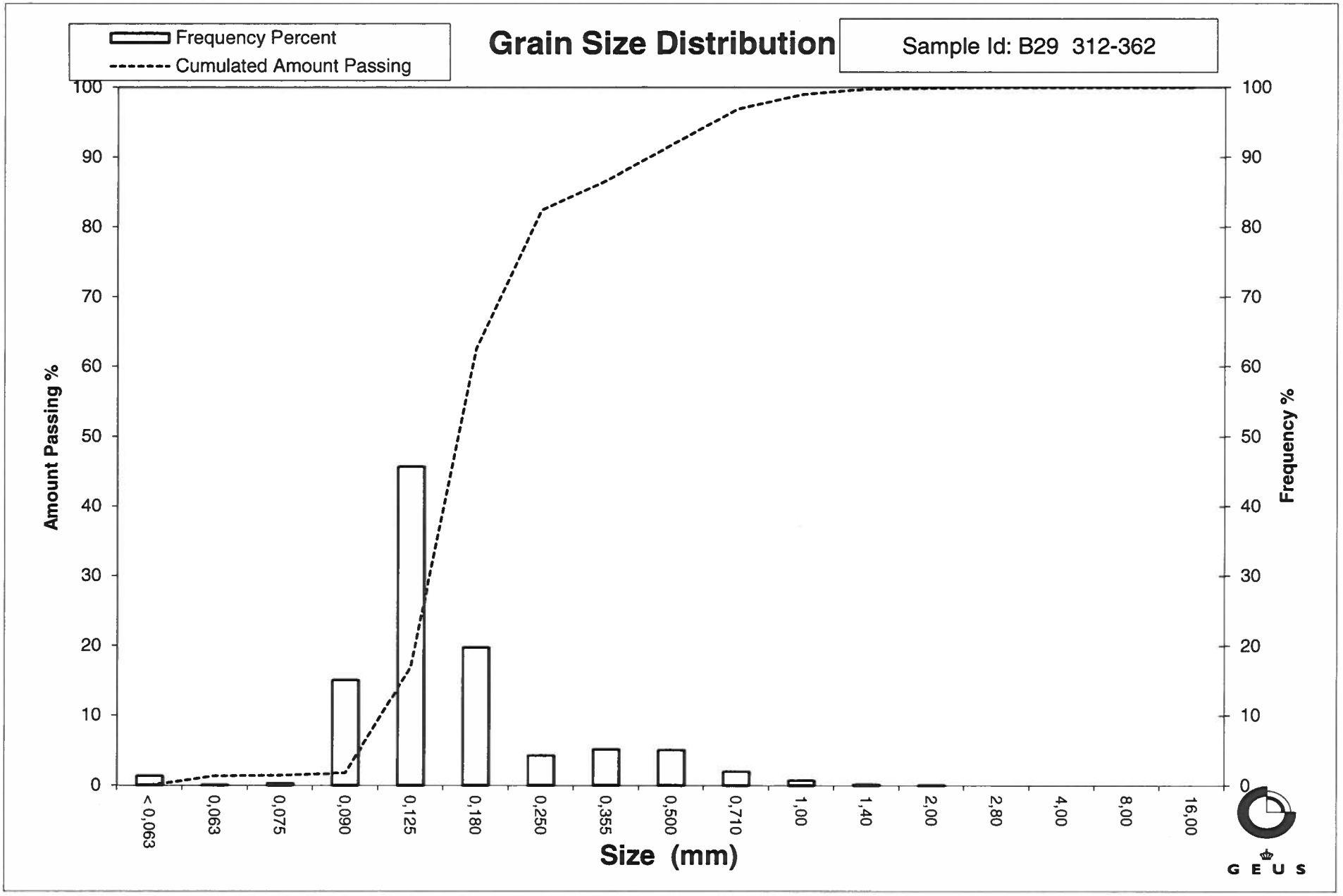
Frequency Percent
Cumulated Amount Passing
Grain Size Distribution
Sample Id: B29 312-362
Amount Passing %
Frequency %
100
90
80
70
60
50
40
30
20
10
0
< 0,063
0,063
0,075
0,090
0,125
0,180
0,250
0,355
0,500
0,710
1,00
1,40
2,00
2,80
4,00
8,00
16,00
Size (mm)
GEUS

Grain Size Distribution
Geotechnical

Sample Id: C3 0-100
Lab. Id: 220492
Projekt Energistyrelsen
Subject: C3
Date: 13-06-2022
Executed: PS/CRL
Remarks: > 4mm består af skallerr

GEUS

Total Weight 101,44 g

Size Fractions

Sieve Analysis

	Size mm	Size Φ	Weight g	Weight %	Cumulated amount passing %
Gravel	16,00	-4,00	0,00	0,00	100,00
	8,00	-3,00	0,00	0,00	100,00
	4,00	-2,00	0,03	0,03	99,97
	2,80	-1,49	0,00	0,00	99,97
	2,00	-1,00	0,00	0,00	99,97
Sand	1,40	-0,49	0,00	0,00	99,97
	1,00	0,00	0,04	0,04	99,93
	0,710	0,49	0,20	0,20	99,73
	0,500	1,00	0,78	0,77	98,96
	0,355	1,49	3,67	3,62	95,35
	0,250	2,00	8,68	8,56	86,79
	0,180	2,47	28,14	27,74	59,05
	0,125	3,00	40,90	40,32	18,73
	0,090	3,47	13,69	13,50	5,23
	0,075	3,74	1,84	1,81	3,42
	0,063	3,99	1,21	1,19	2,23
	< 0,063	> 3,99	2,26	2,23	0,00

Size Classes (DGF-Bulletin 1 1988)

		Weight %
Silt and clay	(< 0,063 mm):	2,23
Sand, fine	(0,063 mm - 0,200 mm):	64,75
Sand, medium	(0,2 mm - 0,6 mm):	32,36
Sand, coarse	(0,6 mm - 2 mm):	0,64
Gravel	(> 2 mm):	0,03
Sum:		100,00

Moments Measures (Folk and Wards)

Percentile Amount in sieve	Percentile Amount passing	d(mm)	Φ
5%	95%	0,35	1,51
16%	84%	0,24	2,04
25%	75%	0,22	2,18
40%	60%	0,18	2,45
Median 50%	50%	0,17	2,58
75%	25%	0,13	2,90
84%	16%	0,12	3,08
90%	10%	0,10	3,29
95%	5%	0,09	3,51

Moments Statistics

Mean	2,57
Sorting	0,56
Skewness	-0,05
Kurtosis	1,13
Uniformity Coefficient	1,78

The analysis is executed according to DS 405.9 extended by sieves to the ½ phi scale

Size Classes and Percentiles are found by linear interpolation

Formulas

Mean (ϕ16%+ϕ84%+ϕ50%) / 3 (Folk and Ward 1957)

Sorting (ϕ84%-ϕ16%) / 4 + (ϕ95%-ϕ5%) / 6,6 (Folk and Ward 1957)

Kurtosis (ϕ95% - ϕ5%) / (2,44 * (ϕ75% - ϕ25%)) (Folk and Ward 1957)

Skewness (ϕ16%+ϕ84% - 2*ϕ50%) / (2*(ϕ84%-ϕ16%)) + (ϕ5%+ϕ95% - 2*ϕ50%) / (2*(ϕ95%-ϕ5%)) (Folk and Ward 1957)

Uniformity Coefficient (d60% / d10%) (dgf-Bulletin 1988)

Mean, sorting, skewness and kurtosis are based on "Amount in sieve". Uniformity coefficient is based on "Amount passing".

Øster Voldgade 10 1350 København K
Tel.: +45 38 14 20 00 Telefax: +45 38 14 20 50
Email: GEUS@geus.dk
www.geus.dk

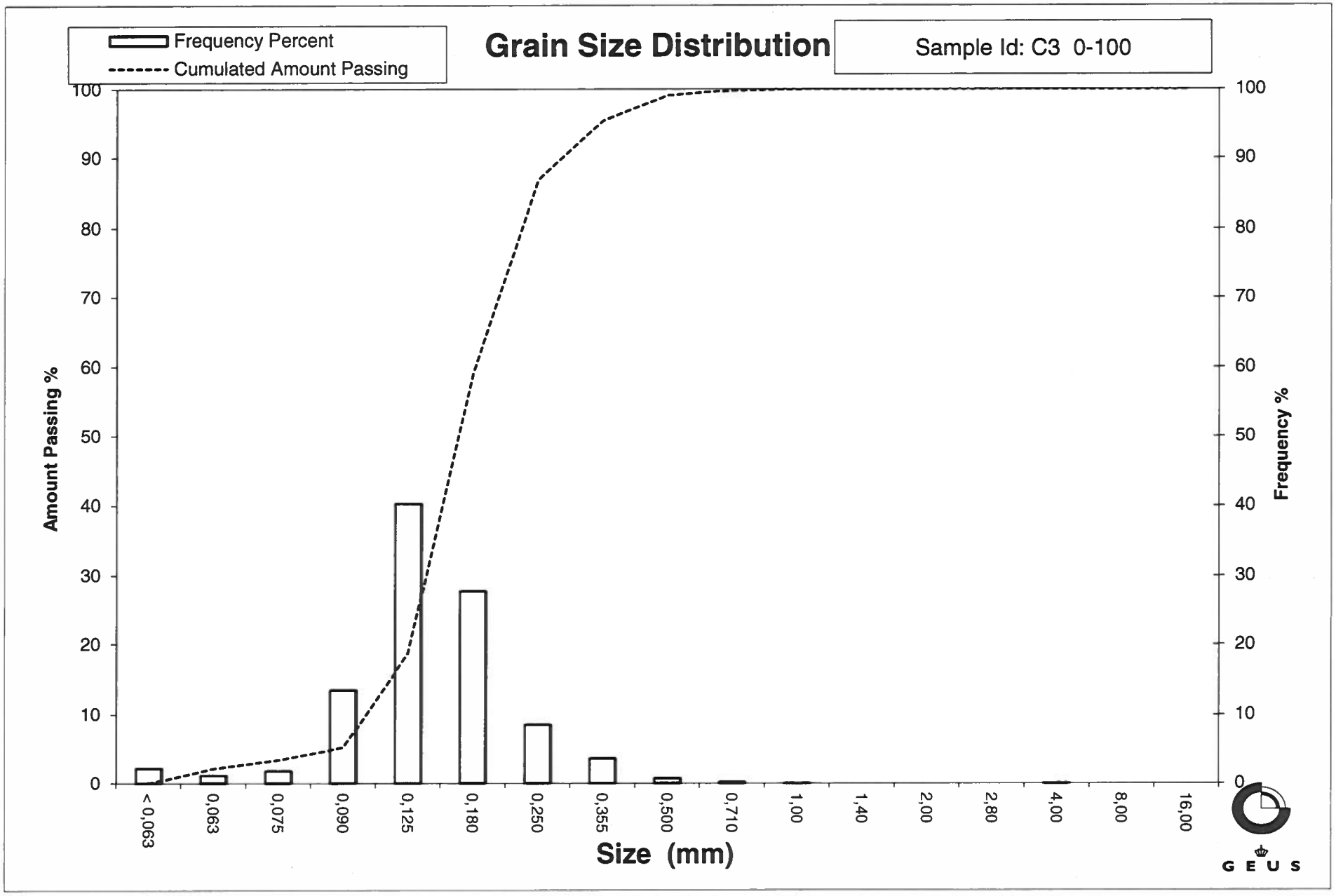
Frequency Percent
Cumulated Amount Passing
Grain Size Distribution
Sample Id: C3 0-100
Amount Passing %
Frequency %
100
90
80
70
60
50
40
30
20
10
0
< 0,063
0,063
0,075
0,090
0,125
0,180
0,250
0,355
0,500
0,710
1,00
1,40
2,00
2,80
4,00
8,00
16,00
Size (mm)
GEUS

Grain Size Distribution
Geotechnical

Sample Id: C3 100-200
Lab. Id: 220493
Projekt Energistyrelsen
Subject: C3
Date: 13-06-2022
Executed: PS/CRL
Remarks: > 2mm består af skaller

GEUS

Total Weight 91,18 g

Size Fractions

Sieve Analysis

	Size mm	Size Φ	Weight g	Weight %	Cumulated amount passing %
Gravel	16,00	-4,00	0,00	0,00	100,00
	8,00	-3,00	0,00	0,00	100,00
	4,00	-2,00	0,00	0,00	100,00
	2,80	-1,49	0,01	0,01	99,99
	2,00	-1,00	0,01	0,01	99,98
Sand	1,40	-0,49	0,01	0,01	99,97
	1,00	0,00	0,09	0,10	99,87
	0,710	0,49	0,21	0,23	99,64
	0,500	1,00	0,81	0,89	98,75
	0,355	1,49	2,34	2,57	96,18
	0,250	2,00	6,06	6,65	89,54
	0,180	2,47	12,50	13,71	75,83
	0,125	3,00	40,06	43,94	31,89
	0,090	3,47	16,73	18,35	13,54
	0,075	3,74	2,50	2,74	10,80
	0,063	3,99	1,66	1,82	8,98
	< 0,063	> 3,99	8,19	8,98	0,00

Size Classes (DGF-Bulletin 1 1988)

		Weight %
Silt and clay	(< 0,063 mm):	8,98
Sand, fine	(0,063 mm - 0,200 mm):	70,76
Sand, medium	(0,2 mm - 0,6 mm):	19,43
Sand, coarse	(0,6 mm - 2 mm):	0,81
Gravel	(> 2 mm):	0,02
Sum:		100,00

Moments Measures (Folk and Wards)

Percentile Amount in sieve	Percentile Amount passing	d(mm)	Φ
5%	95%	0,34	1,57
16%	84%	0,22	2,17
25%	75%	0,18	2,48
40%	60%	0,16	2,64
Median 50%	50%	0,15	2,76
75%	25%	0,11	3,16
84%	16%	0,09	3,40
90%	10%	0,07	3,84
95%	5%	-------	-------

Moments Statistics

Mean	2,78
Sorting	-------
Skewness	-------
Kurtosis	-------
Uniformity Coefficient	2,30

The analysis is executed according to DS 405.9 extended by sieves to the ½ phi scale

Size Classes and Percentiles are found by linear interpolation

Formulas

Mean (ϕ16%+ϕ84%+ϕ50%) / 3 (Folk and Ward 1957)

Sorting (ϕ84%-ϕ16%) / 4 + (ϕ95%-ϕ5%) / 6,6 (Folk and Ward 1957)

Kurtosis (ϕ95% - ϕ5%) / (2,44 * (ϕ75% - ϕ25%)) (Folk and Ward 1957)

Skewness (ϕ16%+ϕ84% - 2*ϕ50%) / (2*(ϕ84%-ϕ16%)) + (ϕ5%+ϕ95% - 2*ϕ50%) / (2*(ϕ95%-ϕ5%)) (Folk and Ward 1957)

Uniformity Coefficient (d60% / d10%) (dgf-Bulletin 1988)

Mean, sorting, skewness and kurtosis are based on "Amount in sieve". Uniformity coefficient is based on "Amount passing".

Øster Voldgade 10 1350 København K
Tel.: +45 38 14 20 00 Telefax: +45 38 14 20 50
Email: GEUS@geus.dk
www.geus.dk

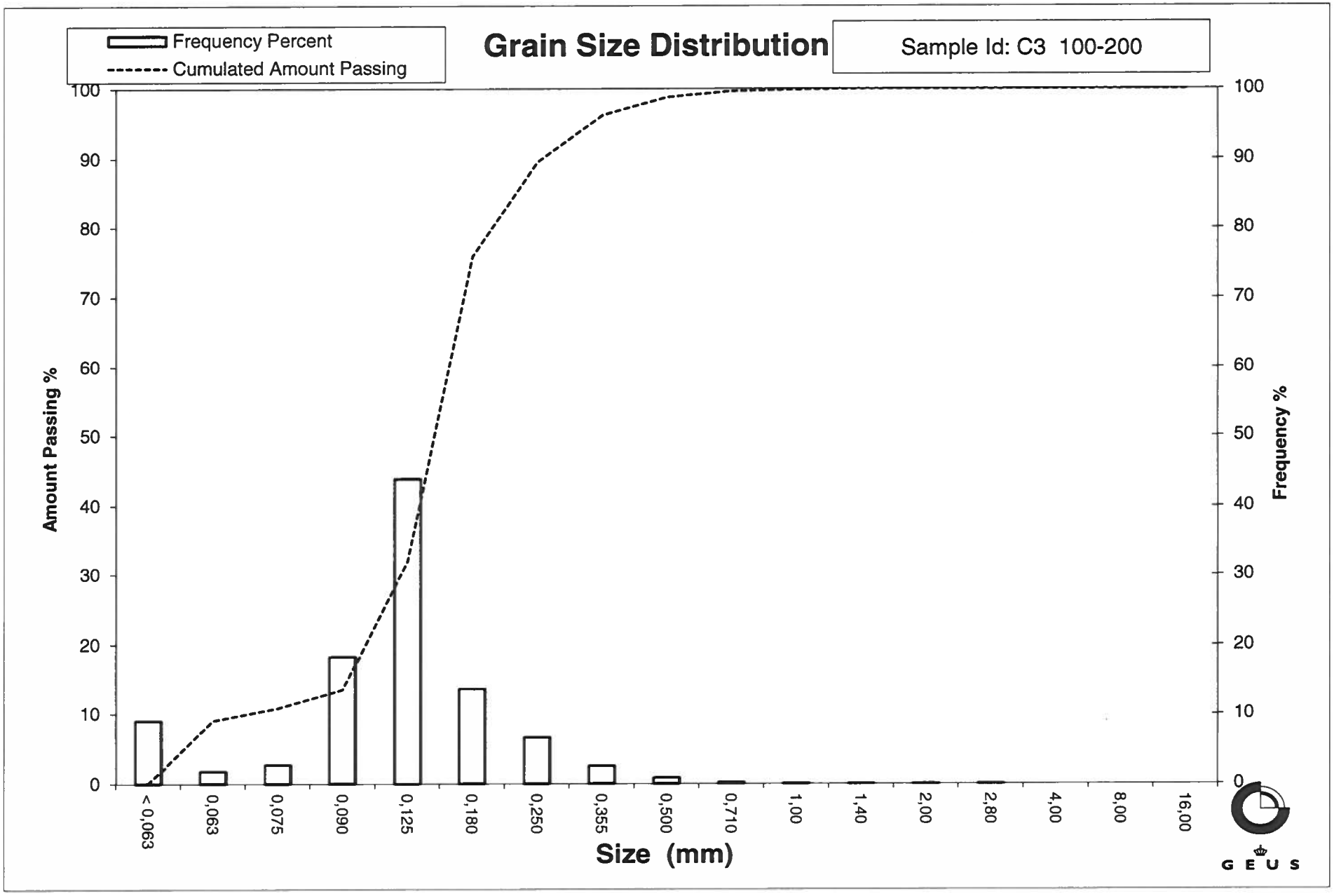
Frequency Percent
Cumulated Amount Passing
Grain Size Distribution
Sample Id: C3 100-200
Amount Passing %
Frequency %
100
90
80
70
60
50
40
30
20
10
0
< 0,063
0,063
0,075
0,090
0,125
0,180
0,250
0,355
0,500
0,710
1,00
1,40
2,00
2,80
4,00
8,00
16,00
Size (mm)
GEUS

Grain Size Distribution
Geotechnical

Sample Id: C6 0-50
Lab. Id: 220494
Projekt Energistyrelsen
Subject: C6
Date: 13-06-2022
Executed: PS/CRL
Remarks: >2,8mm heraf 0,2g skaller

GEUS

Total Weight 94,66 g

Size Fractions

Sieve Analysis

	Size mm	Size Φ	Weight g	Weight %	Cumulated amount passing %
Gravel	16,00	-4,00	0,00	0,00	100,00
	8,00	-3,00	0,00	0,00	100,00
	4,00	-2,00	0,47	0,50	99,50
	2,80	-1,49	0,28	0,30	99,21
	2,00	-1,00	0,14	0,15	99,06
Sand	1,40	-0,49	0,16	0,17	98,89
	1,00	0,00	0,27	0,29	98,61
	0,710	0,49	0,66	0,70	97,91
	0,500	1,00	2,39	2,52	95,38
	0,355	1,49	6,79	7,17	88,21
	0,250	2,00	12,67	13,38	74,83
	0,180	2,47	15,76	16,65	58,18
	0,125	3,00	30,89	32,63	25,54
	0,090	3,47	17,27	18,24	7,30
	0,075	3,74	2,70	2,85	4,45
	0,063	3,99	1,13	1,19	3,25
	< 0,063	> 3,99	3,08	3,25	0,00

Size Classes (DGF-Bulletin 1 1988)

		Weight %
Silt and clay	(< 0,063 mm):	3,25
Sand, fine	(0,063 mm - 0,200 mm):	59,68
Sand, medium	(0,2 mm - 0,6 mm):	33,65
Sand, coarse	(0,6 mm - 2 mm):	2,47
Gravel	(> 2 mm):	0,94
Sum:		100,00

Moments Measures (Folk and Wards)

Percentile Amount in sieve	Percentile Amount passing	d(mm)	Φ
5%	95%	0,49	1,02
16%	84%	0,32	1,64
25%	75%	0,25	1,99
40%	60%	0,19	2,41
Median 50%	50%	0,17	2,59
75%	25%	0,12	3,01
84%	16%	0,11	3,23
90%	10%	0,10	3,39
95%	5%	0,08	3,68

Moments Statistics

Mean	2,48
Sorting	0,80
Skewness	-0,19
Kurtosis	1,07
Uniformity Coefficient	1,97

The analysis is executed according to DS 405.9 extended by sieves to the ½ phi scale

Size Classes and Percentiles are found by linear interpolation

Formulas

Mean (ϕ16%+ϕ84%+ϕ50%) / 3 (Folk and Ward 1957)

Sorting (ϕ84%-ϕ16%) / 4 + (ϕ95%-ϕ5%) / 6,6 (Folk and Ward 1957)

Kurtosis (ϕ95% - ϕ5%) / (2,44 * (ϕ75% - ϕ25%)) (Folk and Ward 1957)

Skewness (ϕ16%+ϕ84% - 2*ϕ50%) / (2*(ϕ84%-ϕ16%)) + (ϕ5%+ϕ95% - 2*ϕ50%) / (2*(ϕ95%-ϕ5%)) (Folk and Ward 1957)

Uniformity Coefficient (d60% / d10%) (dgf-Bulletin 1988)

Mean, sorting, skewness and kurtosis are based on "Amount in sieve". Uniformity coefficient is based on "Amount passing".

Øster Voldgade 10 1350 København K
Tel.: +45 38 14 20 00 Telefax: +45 38 14 20 50
Email: GEUS@geus.dk
www.geus.dk

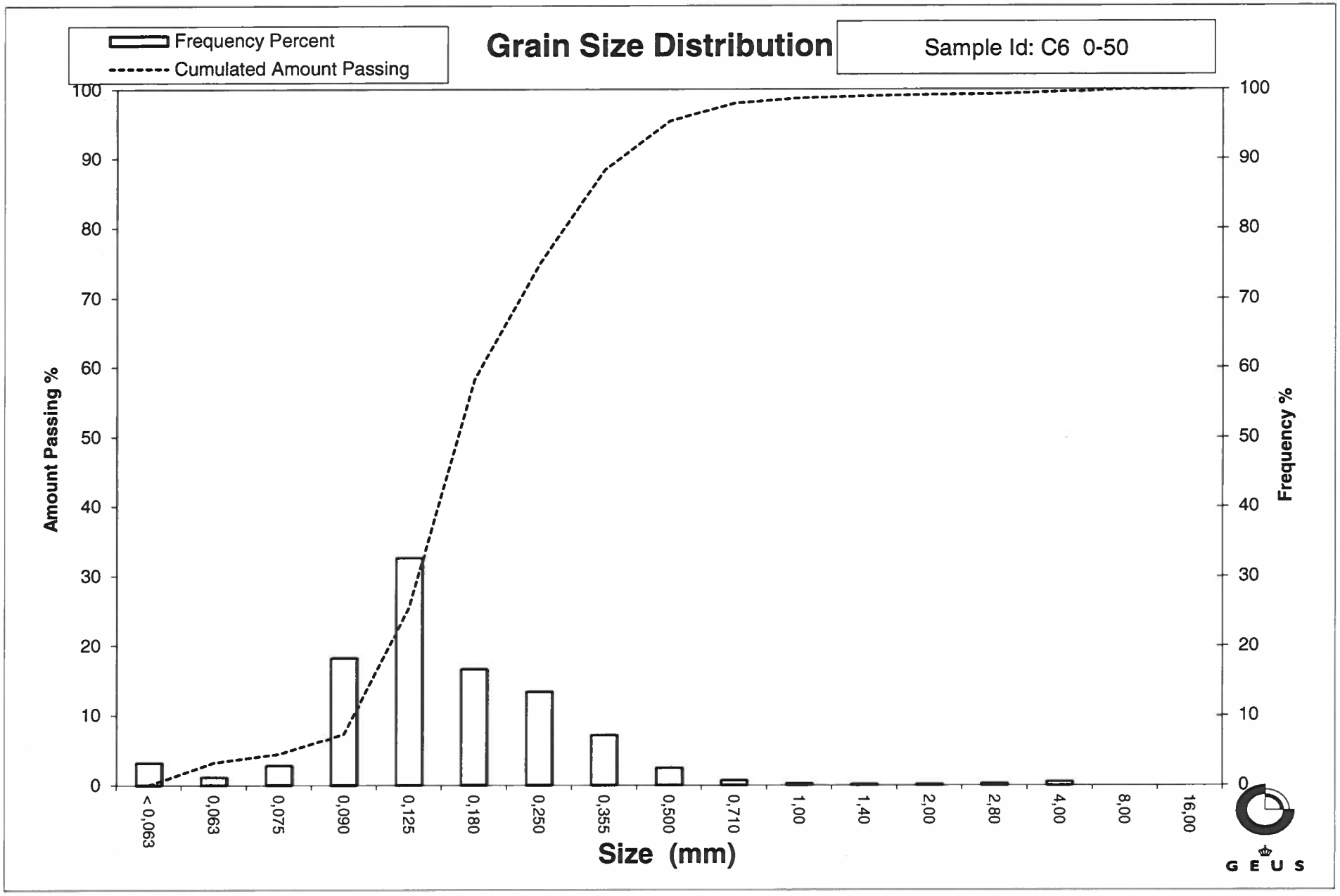
Frequency Percent
Cumulated Amount Passing
Grain Size Distribution
Sample Id: C6 0-50
Amount Passing %
Frequency %
100
90
80
70
60
50
40
30
20
10
0
< 0,063
0,063
0,075
0,090
0,125
0,180
0,250
0,355
0,500
0,710
1,00
1,40
2,00
2,80
4,00
8,00
16,00
Size (mm)
GEUS

Grain Size Distribution
Geotechnical

Sample Id: C6 50-100
Lab. Id: 220495
Projekt Energistyrelsen
Subject: C6
Date: 13-06-2022
Executed: PS/CRL
Remarks:

GEUS

Total Weight 98,6 g

Size Fractions

Sieve Analysis

	Size mm	Size Φ	Weight g	Weight %	Cumulated amount passing %
Gravel	16,00	-4,00	0,00	0,00	100,00
	8,00	-3,00	0,00	0,00	100,00
	4,00	-2,00	0,00	0,00	100,00
	2,80	-1,49	0,00	0,00	100,00
	2,00	-1,00	0,00	0,00	100,00
Sand	1,40	-0,49	0,01	0,01	99,99
	1,00	0,00	0,06	0,06	99,93
	0,710	0,49	0,41	0,42	99,51
	0,500	1,00	2,61	2,65	96,87
	0,355	1,49	8,32	8,44	88,43
	0,250	2,00	20,01	20,29	68,13
	0,180	2,47	22,36	22,68	45,46
	0,125	3,00	24,93	25,28	20,17
	0,090	3,47	13,07	13,26	6,92
	0,075	3,74	2,74	2,78	4,14
	0,063	3,99	1,53	1,55	2,59
	< 0,063	> 3,99	2,55	2,59	0,00

Size Classes (DGF-Bulletin 1 1988)

		Weight %
Silt and clay	(< 0,063 mm):	2,59
Sand, fine	(0,063 mm - 0,200 mm):	49,35
Sand, medium	(0,2 mm - 0,6 mm):	46,19
Sand, coarse	(0,6 mm - 2 mm):	1,87
Gravel	(> 2 mm):	0,00
Sum:		100,00

Moments Measures (Folk and Wards)

Percentile Amount in sieve	Percentile Amount passing	d(mm)	Φ
5%	95%	0,47	1,10
16%	84%	0,33	1,59
25%	75%	0,29	1,81
40%	60%	0,22	2,15
Median 50%	50%	0,19	2,37
75%	25%	0,14	2,88
84%	16%	0,11	3,13
90%	10%	0,10	3,35
95%	5%	0,08	3,65

Moments Statistics

Mean	2,36
Sorting	0,77
Skewness	0,00
Kurtosis	0,97
Uniformity Coefficient	2,29

The analysis is executed according to DS 405.9 extended by sieves to the ½ phi scale

Size Classes and Percentiles are found by linear interpolation

Formulas

Mean (ϕ16%+ϕ84%+ϕ50%) / 3 (Folk and Ward 1957)

Sorting (ϕ84%-ϕ16%) / 4 + (ϕ95%-ϕ5%) / 6,6 (Folk and Ward 1957)

Kurtosis (ϕ95% - ϕ5%) / (2,44 * (ϕ75% - ϕ25%)) (Folk and Ward 1957)

Skewness (ϕ16%+ϕ84% - 2*ϕ50%) / (2*(ϕ84%-ϕ16%)) + (ϕ5%+ϕ95% - 2*ϕ50%) / (2*(ϕ95%-ϕ5%)) (Folk and Ward 1957)

Uniformity Coefficient (d60% / d10%) (dgf-Bulletin 1988)

Mean, sorting, skewness and kurtosis are based on "Amount in sieve". Uniformity coefficient is based on "Amount passing".

Øster Voldgade 10 1350 København K
Tel.: +45 38 14 20 00 Telefax: +45 38 14 20 50
Email: GEUS@geus.dk
www.geus.dk

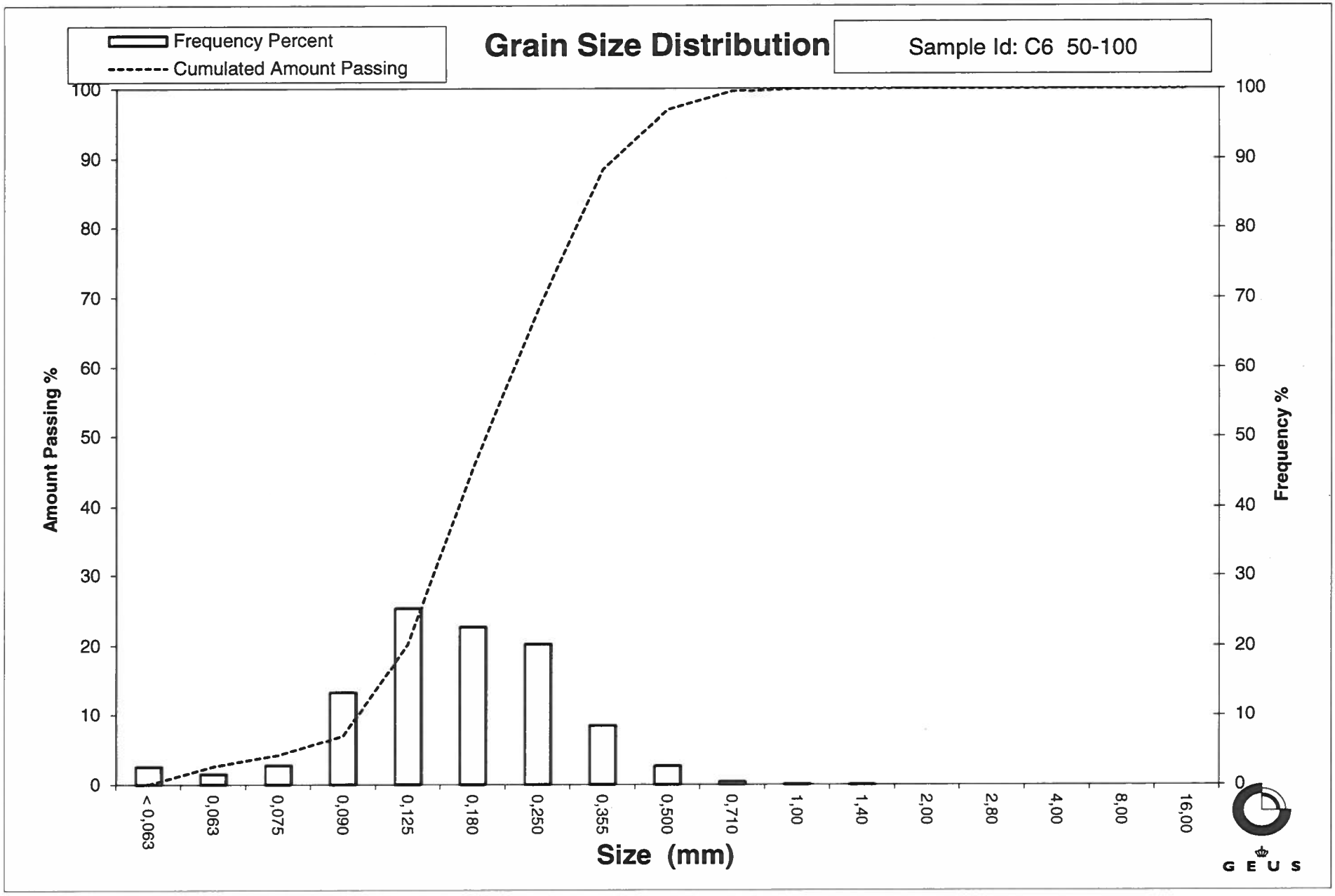
Frequency Percent
Cumulated Amount Passing
Grain Size Distribution
Sample Id: C6 50-100
Amount Passing %
Frequency %
100
90
80
70
60
50
40
30
20
10
0
< 0,063
0,063
0,075
0,090
0,125
0,180
0,250
0,355
0,500
0,710
1,00
1,40
2,00
2,80
4,00
8,00
16,00
Size (mm)
GEUS

Grain Size Distribution
Geotechnical

Sample Id: C6 100-150
Lab. Id: 220496
Projekt Energistyrelsen
Subject: C6
Date: 13-06-2022
Executed: PS/CRL
Remarks:

GEUS

Total Weight 94,51 g

Size Fractions

Sieve Analysis

	Size mm	Size Φ	Weight g	Weight %	Cumulated amount passing %
Gravel	16,00	-4,00	0,00	0,00	100,00
	8,00	-3,00	0,00	0,00	100,00
	4,00	-2,00	0,00	0,00	100,00
	2,80	-1,49	0,00	0,00	100,00
	2,00	-1,00	0,00	0,00	100,00
Sand	1,40	-0,49	0,00	0,00	100,00
	1,00	0,00	0,03	0,03	99,97
	0,710	0,49	0,05	0,05	99,92
	0,500	1,00	0,62	0,66	99,26
	0,355	1,49	3,56	3,77	95,49
	0,250	2,00	15,94	16,87	78,63
	0,180	2,47	26,54	28,08	50,54
	0,125	3,00	30,17	31,92	18,62
	0,090	3,47	12,07	12,77	5,85
	0,075	3,74	2,17	2,30	3,56
	0,063	3,99	1,24	1,31	2,24
	< 0,063	> 3,99	2,12	2,24	0,00

Size Classes (DGF-Bulletin 1 1988)

		Weight %
Silt and clay	(< 0,063 mm):	2,24
Sand, fine	(0,063 mm - 0,200 mm):	56,33
Sand, medium	(0,2 mm - 0,6 mm):	41,00
Sand, coarse	(0,6 mm - 2 mm):	0,43
Gravel	(> 2 mm):	0,00
Sum:		100,00

Moments Measures (Folk and Wards)

Percentile Amount in sieve	Percentile Amount passing	d(mm)	Φ
5%	95%	0,35	1,51
16%	84%	0,28	1,82
25%	75%	0,24	2,05
40%	60%	0,20	2,30
Median 50%	50%	0,18	2,48
75%	25%	0,14	2,88
84%	16%	0,12	3,09
90%	10%	0,10	3,30
95%	5%	0,08	3,57

Moments Statistics

Mean	2,46
Sorting	0,63
Skewness	0,00
Kurtosis	1,02
Uniformity Coefficient	2,01

The analysis is executed according to DS 405.9 extended by sieves to the ½ phi scale

Size Classes and Percentiles are found by linear interpolation

Formulas

Mean (ϕ16%+ϕ84%+ϕ50%) / 3 (Folk and Ward 1957)

Sorting (ϕ84%-ϕ16%) / 4 + (ϕ95%-ϕ5%) / 6,6 (Folk and Ward 1957)

Kurtosis (ϕ95% - ϕ5%) / (2,44 * (ϕ75% - ϕ25%)) (Folk and Ward 1957)

Skewness (ϕ16%+ϕ84% - 2*ϕ50%) / (2*(ϕ84%-ϕ16%)) + (ϕ5%+ϕ95% - 2*ϕ50%) / (2*(ϕ95%-ϕ5%)) (Folk and Ward 1957)

Uniformity Coefficient (d60% / d10%) (dgf-Bulletin 1988)

Mean, sorting, skewness and kurtosis are based on "Amount in sieve". Uniformity coefficient is based on "Amount passing".

Øster Voldgade 10 1350 København K
Tel.: +45 38 14 20 00 Telefax: +45 38 14 20 50
Email: GEUS@geus.dk
www.geus.dk

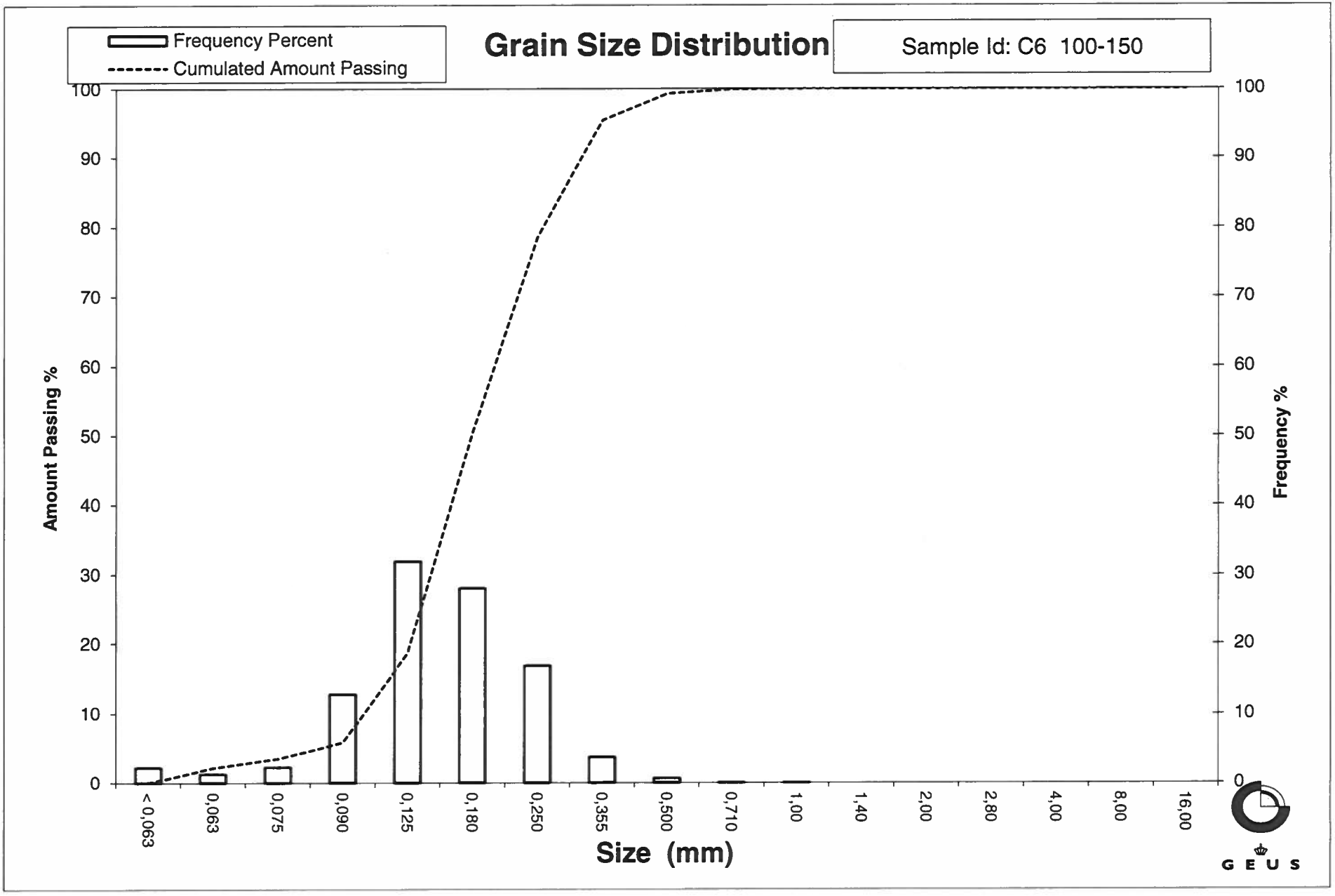
Frequency Percent
Cumulated Amount Passing
Grain Size Distribution
Sample Id: C6 100-150
Amount Passing %
Frequency %
100
90
80
70
60
50
40
30
20
10
0
< 0,063
0,063
0,075
0,090
0,125
0,180
0,250
0,355
0,500
0,710
1,00
1,40
2,00
2,80
4,00
8,00
16,00
Size (mm)
GEUS

Grain Size Distribution
Geotechnical

Sample Id: C8 0-50
Lab. Id: 220497
Projekt Energistyrelsen
Subject: C8
Date: 13-06-2022
Executed: PS/CRL
Remarks: >2mm består af skaller

GEUS

Total Weight 91,74 g

Size Fractions

Sieve Analysis

	Size mm	Size Φ	Weight g	Weight %	Cumulated amount passing %
Gravel	16,00	-4,00	0,00	0,00	100,00
	8,00	-3,00	0,00	0,00	100,00
	4,00	-2,00	0,04	0,04	99,96
	2,80	-1,49	0,16	0,17	99,78
	2,00	-1,00	0,05	0,05	99,73
Sand	1,40	-0,49	0,02	0,02	99,71
	1,00	0,00	0,07	0,08	99,63
	0,710	0,49	0,12	0,13	99,50
	0,500	1,00	0,68	0,74	98,76
	0,355	1,49	2,44	2,66	96,10
	0,250	2,00	5,40	5,89	90,21
	0,180	2,47	18,86	20,56	69,65
	0,125	3,00	43,02	46,89	22,76
	0,090	3,47	12,95	14,12	8,64
	0,075	3,74	1,74	1,90	6,75
	0,063	3,99	1,60	1,74	5,00
	< 0,063	> 3,99	4,59	5,00	0,00

Size Classes (DGF-Bulletin 1 1988)

		Weight %
Silt and clay	(< 0,063 mm):	5,00
Sand, fine	(0,063 mm - 0,200 mm):	70,52
Sand, medium	(0,2 mm - 0,6 mm):	23,58
Sand, coarse	(0,6 mm - 2 mm):	0,62
Gravel	(> 2 mm):	0,27
Sum:		100,00

Moments Measures (Folk and Wards)

Percentile Amount in sieve	Percentile Amount passing	d(mm)	Φ
5%	95%	0,34	1,58
16%	84%	0,23	2,13
25%	75%	0,20	2,33
40%	60%	0,17	2,57
Median 50%	50%	0,16	2,67
75%	25%	0,13	2,97
84%	16%	0,11	3,21
90%	10%	0,09	3,42
95%	5%	-------	-------

Moments Statistics

Mean	2,67
Sorting	-------
Skewness	-------
Kurtosis	-------
Uniformity Coefficient	1,81

The analysis is executed according to DS 405.9 extended by sieves to the ½ phi scale

Size Classes and Percentiles are found by linear interpolation

Formulas

Mean (ϕ16%+ϕ84%+ϕ50%) / 3 (Folk and Ward 1957)

Sorting (ϕ84%-ϕ16%) / 4 + (ϕ95%-ϕ5%) / 6,6 (Folk and Ward 1957)

Kurtosis (ϕ95% - ϕ5%) / (2,44 * (ϕ75% - ϕ25%)) (Folk and Ward 1957)

Skewness (ϕ16%+ϕ84% - 2*ϕ50%) / (2*(ϕ84%-ϕ16%)) + (ϕ5%+ϕ95% - 2*ϕ50%) / (2*(ϕ95%-ϕ5%)) (Folk and Ward 1957)

Uniformity Coefficient (d60% / d10%) (dgf-Bulletin 1988)

Mean, sorting, skewness and kurtosis are based on "Amount in sieve". Uniformity coefficient is based on "Amount passing".

Øster Voldgade 10 1350 København K
Tel.: +45 38 14 20 00 Telefax: +45 38 14 20 50
Email: GEUS@geus.dk
www.geus.dk

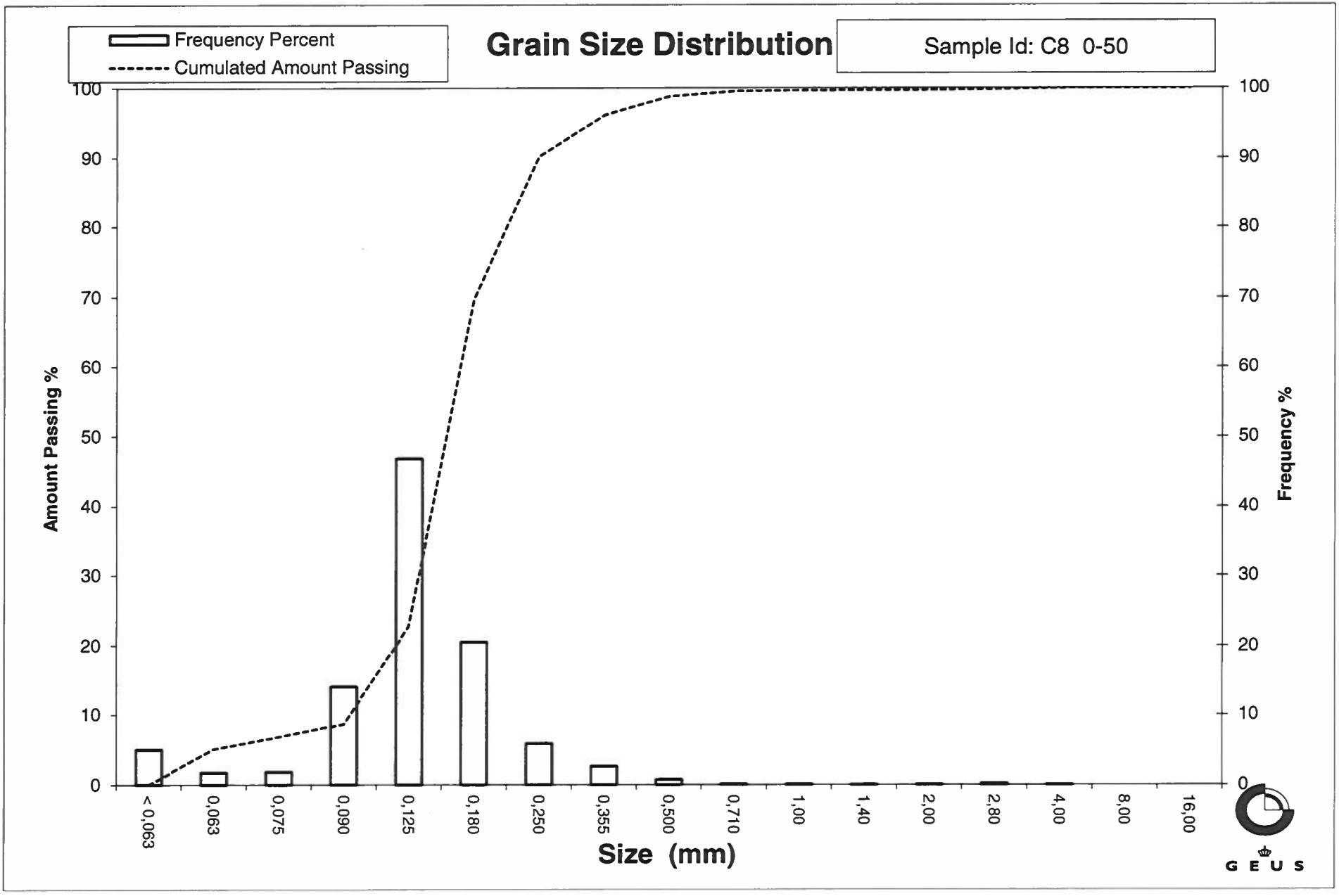
Frequency Percent
Cumulated Amount Passing
Grain Size Distribution
Sample Id: C8 0-50
Amount Passing %
Frequency %
100
90
80
70
60
50
40
30
20
10
0
< 0,063
0,063
0,075
0,090
0,125
0,180
0,250
0,355
0,500
0,710
1,00
1,40
2,00
2,80
4,00
8,00
16,00
Size (mm)
GEUS

Grain Size Distribution
Geotechnical

Sample Id: C16 0-35
Lab. Id: 220498
Projekt Energistyrelsen
Subject: C16
Date: 13-06-2022
Executed: PS/CRL
Remarks: > 2,8mm heraf 4,4 g skaller

GEUS

Total Weight 108,61 g

Size Fractions

Sieve Analysis

	Size mm	Size Φ	Weight g	Weight %	Cumulated amount passing %
Gravel	16,00	-4,00	0,00	0,00	100,00
	8,00	-3,00	2,64	2,43	97,57
	4,00	-2,00	1,05	0,97	96,60
	2,80	-1,49	0,72	0,66	95,94
	2,00	-1,00	0,48	0,44	95,50
Sand	1,40	-0,49	0,90	0,83	94,67
	1,00	0,00	8,13	7,49	87,18
	0,710	0,49	14,94	13,76	73,43
	0,500	1,00	15,85	14,59	58,83
	0,355	1,49	25,11	23,12	35,71
	0,250	2,00	22,13	20,38	15,34
	0,180	2,47	8,98	8,27	7,07
	0,125	3,00	6,04	5,56	1,51
	0,090	3,47	0,61	0,56	0,95
	0,075	3,74	0,06	0,06	0,89
	0,063	3,99	0,03	0,03	0,87
	< 0,063	> 3,99	0,94	0,87	0,00

Size Classes (DGF-Bulletin 1 1988)

		Weight %
Silt and clay	(< 0,063 mm):	0,87
Sand, fine	(0,063 mm - 0,200 mm):	8,57
Sand, medium	(0,2 mm - 0,6 mm):	56,35
Sand, coarse	(0,6 mm - 2 mm):	29,71
Gravel	(> 2 mm):	4,50
Sum:		100,00

Moments Measures (Folk and Wards)

Percentile Amount in sieve	Percentile Amount passing	d(mm)	Φ
5%	95%	1,64	-0,71
16%	84%	0,93	0,10
25%	75%	0,74	0,43
40%	60%	0,52	0,95
Median 50%	50%	0,44	1,17
75%	25%	0,30	1,74
84%	16%	0,25	1,98
90%	10%	0,20	2,29
95%	5%	0,16	2,65

Moments Statistics

Mean	1,08
Sorting	0,98
Skewness	-0,13
Kurtosis	1,05
Uniformity Coefficient	2,52

The analysis is executed according to DS 405.9 extended by sieves to the ½ phi scale

Size Classes and Percentiles are found by linear interpolation

Formulas

Mean (ϕ16%+ϕ84%+ϕ50%) / 3 (Folk and Ward 1957)

Sorting (ϕ84%-ϕ16%) / 4 + (ϕ95%-ϕ5%) / 6,6 (Folk and Ward 1957)

Kurtosis (ϕ95% - ϕ5%) / (2,44 * (ϕ75% - ϕ25%)) (Folk and Ward 1957)

Skewness (ϕ16%+ϕ84% - 2*ϕ50%) / (2*(ϕ84%-ϕ16%)) + (ϕ5%+ϕ95% - 2*ϕ50%) / (2*(ϕ95%-ϕ5%)) (Folk and Ward 1957)

Uniformity Coefficient (d60% / d10%) (dgf-Bulletin 1988)

Mean, sorting, skewness and kurtosis are based on "Amount in sieve". Uniformity coefficient is based on "Amount passing".

Øster Voldgade 10 1350 København K
Tel.: +45 38 14 20 00 Telefax: +45 38 14 20 50
Email: GEUS@geus.dk
www.geus.dk

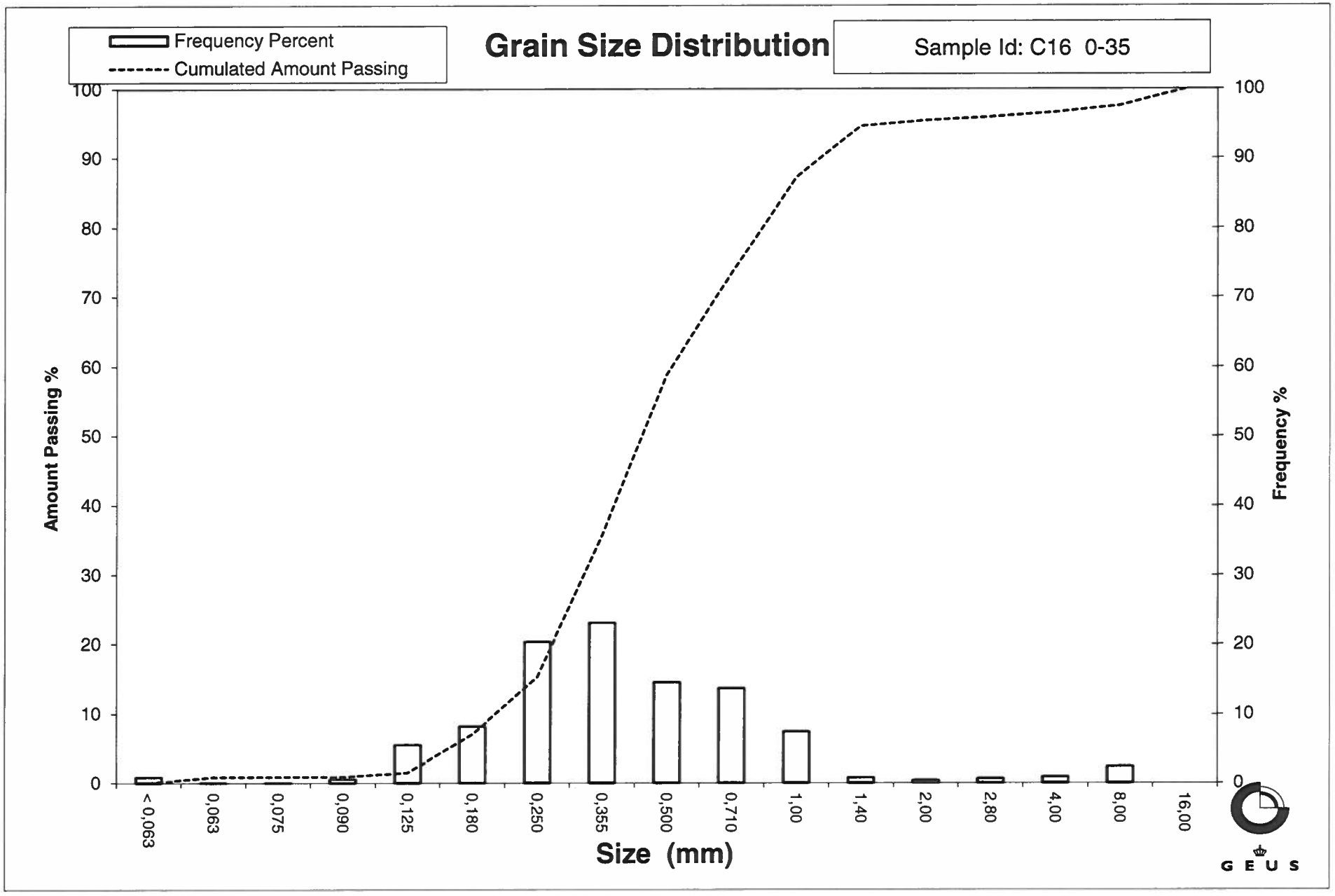
Frequency Percent
Cumulated Amount Passing
Grain Size Distribution
Sample Id: C16 0-35
Amount Passing %
Frequency %
100
90
80
70
60
50
40
30
20
10
0
< 0,063
0,063
0,075
0,090
0,125
0,180
0,250
0,355
0,500
0,710
1,00
1,40
2,00
2,80
4,00
8,00
16,00
Size (mm)
GEUS

Grain Size Distribution
Geotechnical

Sample Id: C16 35-92
Lab. Id: 220499
Projekt Energistyrelsen
Subject: C16
Date: 13-06-2022
Executed: PS/CRL
Remarks: > 2mm heraf 1,7g skaller

GEUS

Total Weight 103,99 g

Size Fractions

Sieve Analysis

	Size mm	Size Φ	Weight g	Weight %	Cumulated amount passing %
Gravel	16,00	-4,00	0,00	0,00	100,00
	8,00	-3,00	0,64	0,62	99,38
	4,00	-2,00	0,77	0,74	98,64
	2,80	-1,49	0,16	0,15	98,49
	2,00	-1,00	0,29	0,28	98,21
Sand	1,40	-0,49	0,32	0,31	97,90
	1,00	0,00	1,21	1,16	96,74
	0,710	0,49	3,20	3,08	93,66
	0,500	1,00	6,29	6,05	87,61
	0,355	1,49	19,27	18,53	69,08
	0,250	2,00	33,43	32,15	36,94
	0,180	2,47	21,06	20,25	16,68
	0,125	3,00	14,31	13,76	2,92
	0,090	3,47	1,48	1,42	1,50
	0,075	3,74	0,22	0,21	1,29
	0,063	3,99	0,12	0,12	1,17
	< 0,063	> 3,99	1,22	1,17	0,00

Size Classes (DGF-Bulletin 1 1988)

		Weight %
Silt and clay	(< 0,063 mm):	1,17
Sand, fine	(0,063 mm - 0,200 mm):	21,30
Sand, medium	(0,2 mm - 0,6 mm):	68,02
Sand, coarse	(0,6 mm - 2 mm):	7,72
Gravel	(> 2 mm):	1,79
Sum:		100,00

Moments Measures (Folk and Wards)

Percentile Amount in sieve	Percentile Amount passing	d(mm)	Φ
5%	95%	0,84	0,26
16%	84%	0,47	1,08
25%	75%	0,40	1,32
40%	60%	0,33	1,62
Median 50%	50%	0,29	1,77
75%	25%	0,21	2,26
84%	16%	0,18	2,50
90%	10%	0,15	2,71
95%	5%	0,13	2,91

Moments Statistics

Mean	1,78
Sorting	0,75
Skewness	-0,06
Kurtosis	1,15
Uniformity Coefficient	2,12

The analysis is executed according to DS 405.9 extended by sieves to the ½ phi scale

Size Classes and Percentiles are found by linear interpolation

Formulas

Mean (ϕ16%+ϕ84%+ϕ50%) / 3 (Folk and Ward 1957)

Sorting (ϕ84%-ϕ16%) / 4 + (ϕ95%-ϕ5%) / 6,6 (Folk and Ward 1957)

Kurtosis (ϕ95% - ϕ5%) / (2,44 * (ϕ75% - ϕ25%)) (Folk and Ward 1957)

Skewness (ϕ16%+ϕ84% - 2*ϕ50%) / (2*(ϕ84%-ϕ16%)) + (ϕ5%+ϕ95% - 2*ϕ50%) / (2*(ϕ95%-ϕ5%)) (Folk and Ward 1957)

Uniformity Coefficient (d60% / d10%) (dgf-Bulletin 1988)

Mean, sorting, skewness and kurtosis are based on "Amount in sieve". Uniformity coefficient is based on "Amount passing".

Øster Voldgade 10 1350 København K
Tel.: +45 38 14 20 00 Telefax: +45 38 14 20 50
Email: GEUS@geus.dk
www.geus.dk

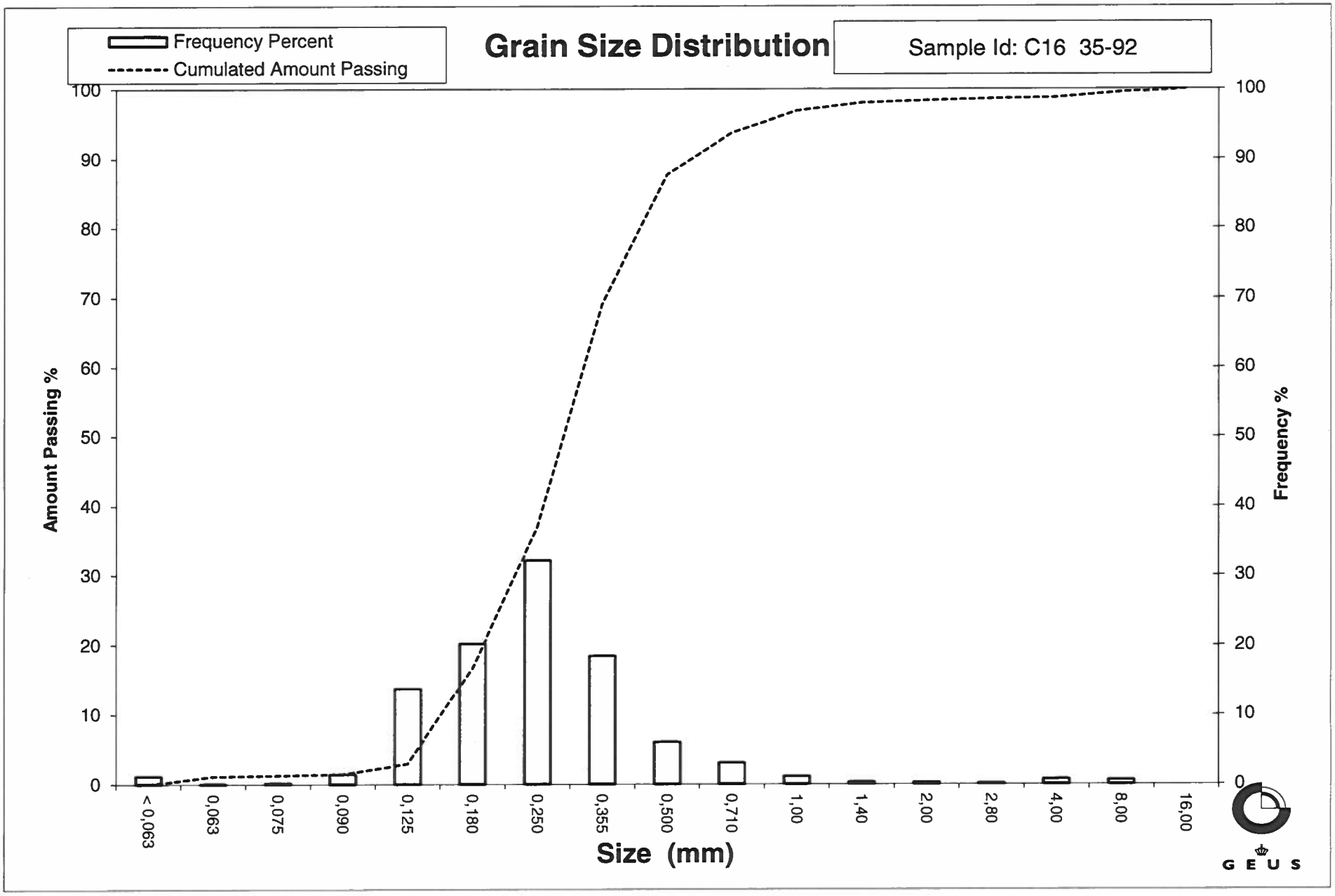
Frequency Percent
Cumulated Amount Passing
Grain Size Distribution
Sample Id: C16 35-92
Amount Passing %
Frequency %
100
90
80
70
60
50
40
30
20
10
0
< 0,063
0,063
0,075
0,090
0,125
0,180
0,250
0,355
0,500
0,710
1,00
1,40
2,00
2,80
4,00
8,00
16,00
Size (mm)
GEUS

Grain Size Distribution
Geotechnical

Sample Id: C16 100-150
Lab. Id: 220500
Projekt Energistyrelsen
Subject: C16
Date: 13-06-2022
Executed: PS/CRL
Remarks: > 1,4mm består af skaller

GEUS

Total Weight 96 g

Size Fractions

Sieve Analysis

	Size mm	Size Φ	Weight g	Weight %	Cumulated amount passing %
Gravel	16,00	-4,00	0,00	0,00	100,00
	8,00	-3,00	0,00	0,00	100,00
	4,00	-2,00	0,01	0,01	99,99
	2,80	-1,49	0,00	0,00	99,99
	2,00	-1,00	0,00	0,00	99,99
Sand	1,40	-0,49	0,01	0,01	99,98
	1,00	0,00	0,02	0,02	99,96
	0,710	0,49	0,06	0,06	99,90
	0,500	1,00	0,43	0,45	99,45
	0,355	1,49	1,10	1,15	98,30
	0,250	2,00	3,89	4,05	94,25
	0,180	2,47	28,25	29,43	64,82
	0,125	3,00	36,10	37,60	27,22
	0,090	3,47	15,96	16,63	10,59
	0,075	3,74	2,02	2,10	8,49
	0,063	3,99	1,59	1,66	6,83
	< 0,063	> 3,99	6,56	6,83	0,00

Size Classes (DGF-Bulletin 1 1988)

		Weight %
Silt and clay	(< 0,063 mm):	6,83
Sand, fine	(0,063 mm - 0,200 mm):	66,40
Sand, medium	(0,2 mm - 0,6 mm):	26,43
Sand, coarse	(0,6 mm - 2 mm):	0,33
Gravel	(> 2 mm):	0,01
Sum:		100,00

Moments Measures (Folk and Wards)

Percentile Amount in sieve	Percentile Amount passing	d(mm)	Φ
5%	95%	0,27	1,89
16%	84%	0,23	2,15
25%	75%	0,20	2,29
40%	60%	0,17	2,53
Median 50%	50%	0,16	2,66
75%	25%	0,12	3,05
84%	16%	0,10	3,30
90%	10%	0,09	3,54
95%	5%	-------	-------

Moments Statistics

Mean	2,70
Sorting	-------
Skewness	-------
Kurtosis	-------
Uniformity Coefficient	2,02

The analysis is executed according to DS 405.9 extended by sieves to the ½ phi scale

Size Classes and Percentiles are found by linear interpolation

Formulas

Mean (ϕ16%+ϕ84%+ϕ50%) / 3 (Folk and Ward 1957)

Sorting (ϕ84%-ϕ16%) / 4 + (ϕ95%-ϕ5%) / 6,6 (Folk and Ward 1957)

Kurtosis (ϕ95% - ϕ5%) / (2,44 * (ϕ75% - ϕ25%)) (Folk and Ward 1957)

Skewness (ϕ16%+ϕ84% - 2*ϕ50%) / (2*(ϕ84%-ϕ16%)) + (ϕ5%+ϕ95% - 2*ϕ50%) / (2*(ϕ95%-ϕ5%)) (Folk and Ward 1957)

Uniformity Coefficient (d60% / d10%) (dgf-Bulletin 1988)

Mean, sorting, skewness and kurtosis are based on "Amount in sieve". Uniformity coefficient is based on "Amount passing".

Øster Voldgade 10 1350 København K
Tel.: +45 38 14 20 00 Telefax: +45 38 14 20 50
Email: GEUS@geus.dk
www.geus.dk

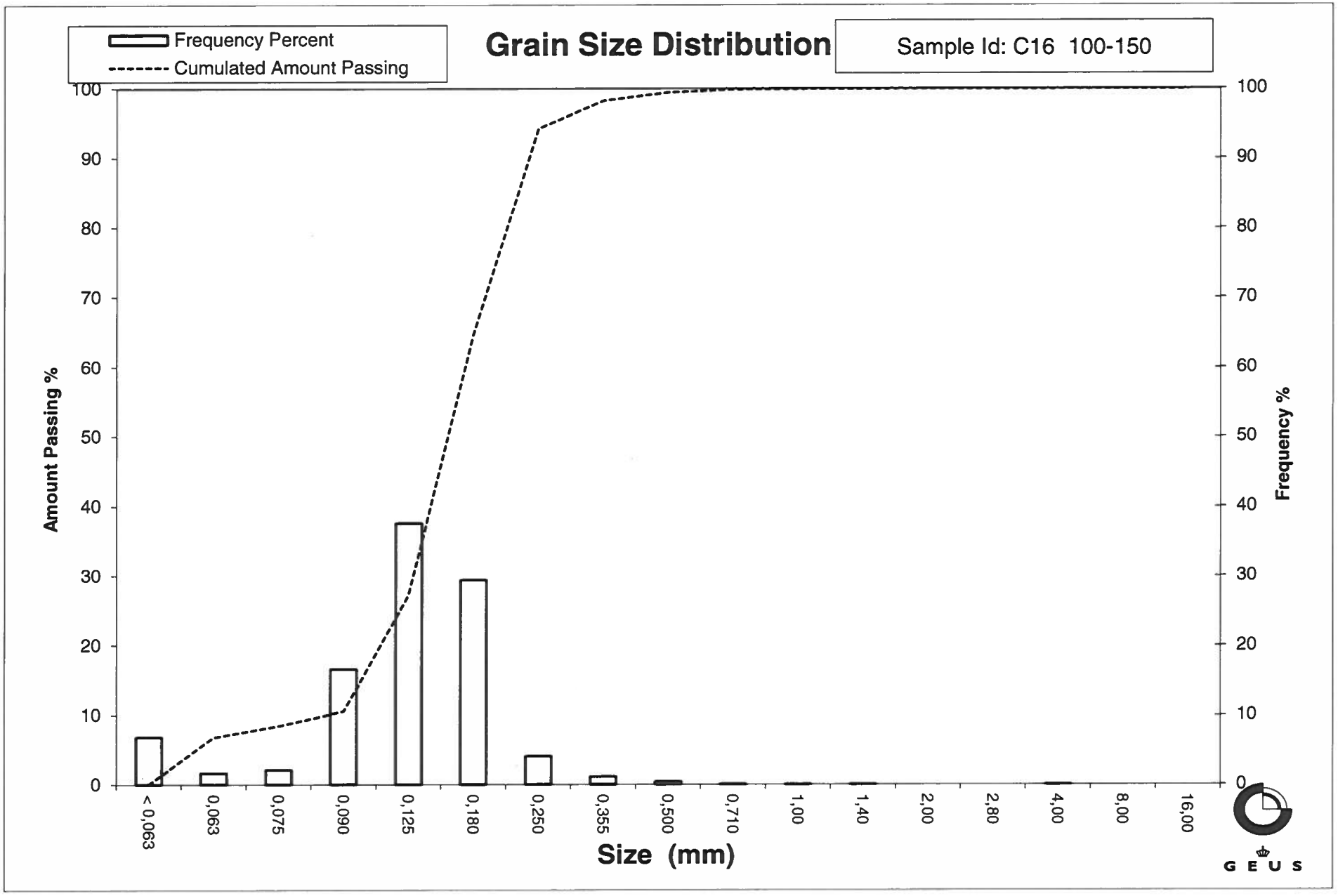
Grain Size Distribution
Sample Id: C16 100-150
Frequency Percent
Cumulated Amount Passing
Amount Passing %
Frequency %
100
90
80
70
60
50
40
30
20
10
0
< 0,063
0,063
0,075
0,090
0,125
0,180
0,250
0,355
0,500
0,710
1,00
1,40
2,00
2,80
4,00
8,00
16,00
Size (mm)
GEUS