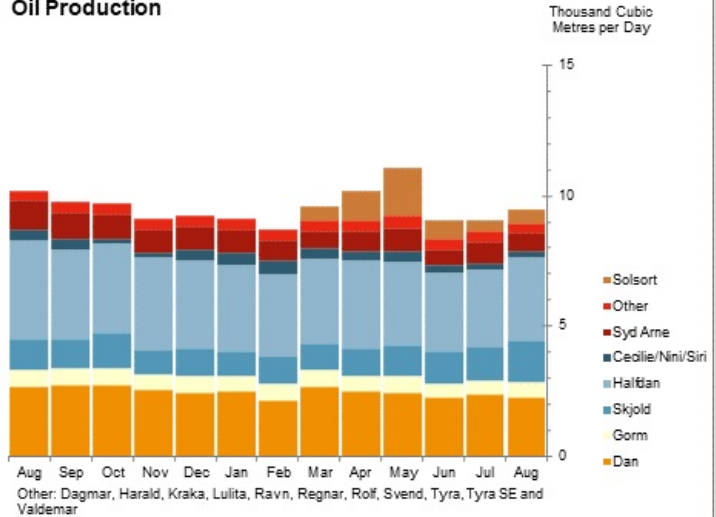


# Danish Production of Oil, Gas and Water for August 2024

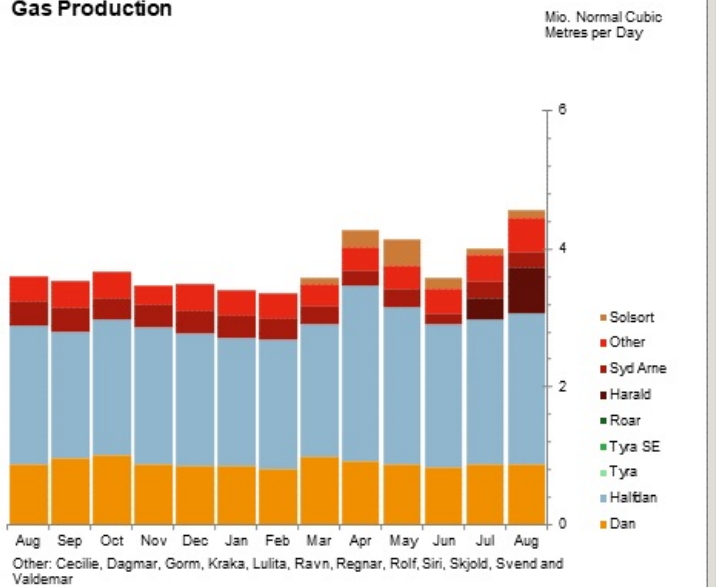
Oil, M m <sup>3</sup>	August 2024		May24-Jul24	May23-Jul23	This year
	Field	Monthly	Daily Avg.	Daily Avg.	
Dan	69.3	2.2	2.4	2.3	583.7
Gorm	19.5	0.6	0.6	0.5	146.0
Skjold	49.8	1.6	1.2	1.3	287.7
Tyra	-	-	-	-	-
Rolf	2.7	0.1	0.1	0.1	28.0
Kraka	7.7	0.2	0.3	0.2	69.4
Dagmar	-	-	-	-	-
Regnar	-	-	-	-	-
Valdemar	-	-	-	-	-
Roar	-	-	-	-	-
Svend	-	-	-	-	-
Harald	0.3	0.0	0.0	-	0.5
Lulita	-	-	-	-	-
Halfdan	98.7	3.2	3.1	3.0	775.6
Siri	2.1	0.1	0.1	0.1	39.6
Syd Arne	21.6	0.7	0.8	0.9	189.4
Tyra SE	-	-	-	-	-
Cecilie	0.0	0.0	0.0	0.1	8.3
Nini	4.6	0.1	0.2	0.2	40.0
Ravn	-	-	-	-	-
Solsort	16.8	0.5	1.0	-	159.2
<b>Total</b>	<b>293.2</b>	<b>9.5</b>	<b>9.7</b>	<b>8.7</b>	<b>2,327.4</b>

## Oil Production



Gas, MM Nm <sup>3</sup>	August 2024		May24-Jul24	May23-Jul23	This year
	Field	Monthly	Daily Avg.	Daily Avg.	
Dan	27.4	0.9	0.9	0.8	216.2
Gorm	2.5	0.1	0.1	0.1	16.9
Skjold	9.5	0.3	0.2	0.2	42.1
Tyra	-	-	-	-	-
Rolf	1.0	0.0	0.0	0.0	6.0
Kraka	0.5	0.0	0.0	0.0	5.1
Dagmar	-	-	-	-	-
Regnar	-	-	-	-	-
Valdemar	-	-	-	-	-
Roar	-	-	-	-	-
Svend	-	-	-	-	-
Harald	21.2	0.7	0.1	-	30.7
Lulita	-	-	-	-	-
Halfdan	67.4	2.2	2.1	1.8	512.6
Siri	1.4	0.0	0.1	0.1	16.6
Syd Arne	6.6	0.2	0.2	0.3	60.6
Tyra SE	-	-	-	-	-
Cecilie	0.0	0.0	0.0	0.0	1.6
Nini	0.4	0.0	0.0	0.0	3.5
Ravn	-	-	-	-	-
Solsort	3.8	0.1	0.2	-	32.6
<b>Total</b>	<b>141.8</b>	<b>4.6</b>	<b>3.9</b>	<b>3.3</b>	<b>944.5</b>

## Gas Production

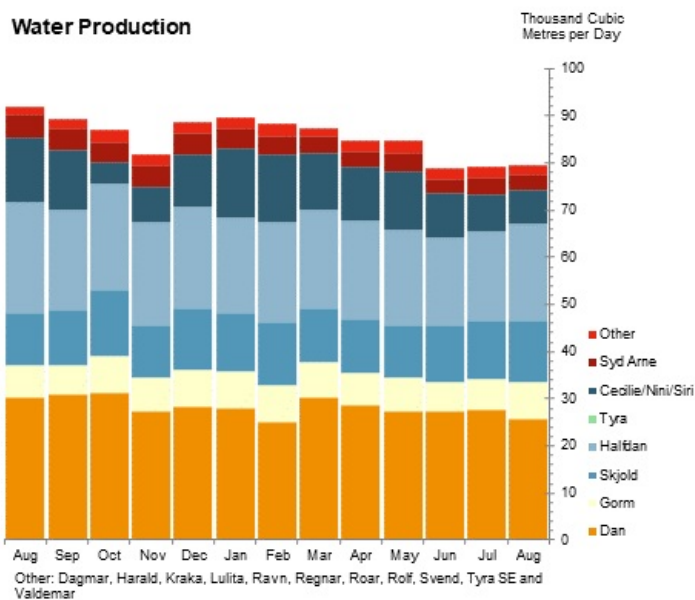


Water, M m <sup>3</sup>	August 2024		May24-Jul24	May23-Jul23	This year
	Field	Monthly	Daily Avg.	Daily Avg.	
Dan	795.2	25.7	27.5	23.7	6,705.6
Gorm	245.9	7.9	6.6	5.2	1,773.2
Skjold	400.2	12.9	11.9	12.1	2,972.1
Tyra	-	-	-	-	-
Rolf	30.7	1.0	1.3	0.9	282.7
Kraka	23.2	0.7	1.0	0.6	247.0
Dagmar	-	-	-	-	-
Regnar	-	-	-	-	-

Valdemar	-	-	-	-	-
Roar	-	-	-	-	-
Svend	-	-	-	-	-
Harald	-	-	-	-	-
Lulita	-	-	-	-	-
Halfdan	637.8	20.6	19.2	17.9	4,910.4
Siri	149.7	4.8	6.6	8.9	1,856.0
Syd Arne	101.9	3.3	3.6	4.2	890.7
Tyra SE	-	-	-	-	-
Cecilie	0.5	0.0	0.3	1.3	115.7
Nini	77.2	2.5	2.9	3.1	747.8
Ravn	-	-	-	-	-
Solsort	-	-	-	-	-

<b>Total</b>	<b>2,462.4</b>	<b>79.4</b>	<b>81.0</b>	<b>77.8</b>	<b>20,501.2</b>
--------------	----------------	-------------	-------------	-------------	-----------------

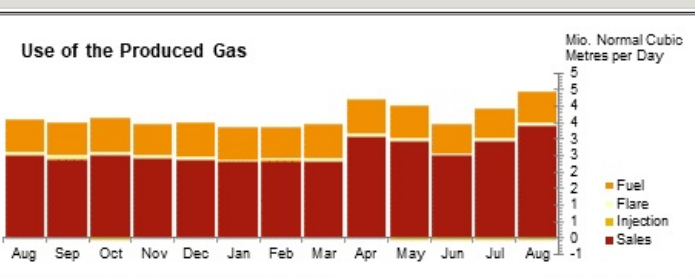
**Water Production**



**Use of produced gas, MM Nm<sup>3</sup>**

	August 2024		May24-Jul24	May23-Jul23	This year
	Monthly	Daily Avg.	Daily Avg.	Daily Avg.	
Fuel	29.9	1.0	0.9	0.9	236.7
Flare	2.1	0.1	0.1	0.1	16.1
Injection	-	-	-	0.0	1.0
Sales	106.2	3.4	2.8	2.2	670.8
<b>Total</b>	<b>138.2</b>	<b>4.5</b>	<b>3.8</b>	<b>3.2</b>	<b>924.5</b>

**Use of the Produced Gas**



**Notes:**

Sif and Igor production is included in Halfdan production.

Digit grouping symbol is a dot "." and decimal symbol is a comma ",".

Nm3 (normal cubic metres) is at standard conditions 0°C and 1,01325 bar.

Small differences between the total for "gas" and "use of produced gas" can occur. Earlier these differences were corrected, but this is not done anymore.

Preliminary data for Gas Injection

END