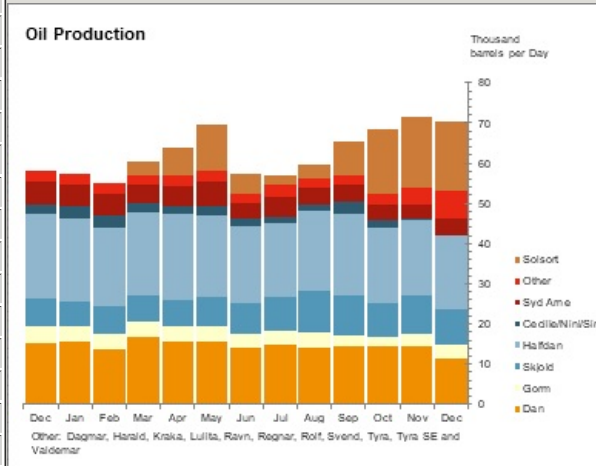
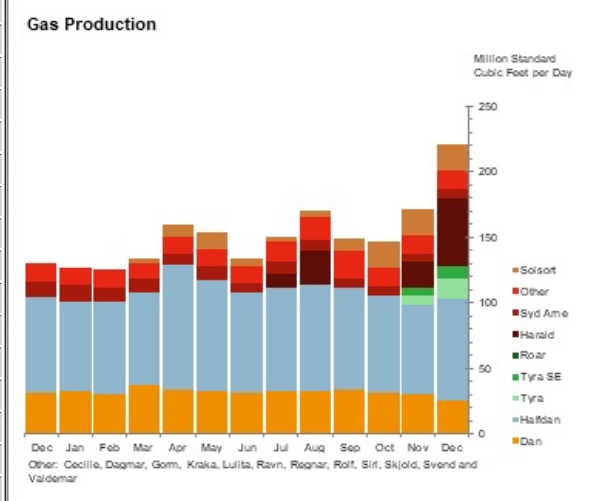


# Danish Production of Oil, Gas and Water for December 2024

Oil, 1000 barrels	December 2024		Sep24-Nov24	Sep23-Nov23	This year
	Monthly	Daily Avg.	Daily Avg.	Daily Avg.	
Dan	351.0	11.3	14.5	16.8	5,340.6
Gorm	105.7	3.4	2.8	4.0	1,283.6
Skjold	280.0	9.0	9.2	7.2	2,927.7
Tyra	31.5	1.0	0.2	-	49.4
Rolf	14.7	0.5	0.6	0.7	244.5
Kraka	43.7	1.4	1.9	1.9	653.4
Dagmar	-	-	-	-	-
Regnar	-	-	-	-	-
Valdemar	8.2	0.3	-	-	8.2
Roar	-	-	-	-	-
Svend	-	-	-	-	-
Harald	115.4	3.7	0.1	-	131.1
Lulita	-	-	-	-	-
Halfdan	566.5	18.3	19.2	21.9	7,196.5
Siri	1.2	0.0	0.7	0.5	310.8
Syd Arne	121.7	3.9	4.0	5.9	1,678.9
Tyra SE	9.4	0.3	0.1	-	20.7
Cecilie	-	-	0.2	0.2	66.6
Nini	2.1	0.1	0.8	0.9	327.9
Ravn	-	-	-	-	-
Solsort	527.1	17.0	14.2	-	2,816.6
<b>Total</b>	<b>2,178.2</b>	<b>70.3</b>	<b>68.5</b>	<b>59.9</b>	<b>23,056.3</b>

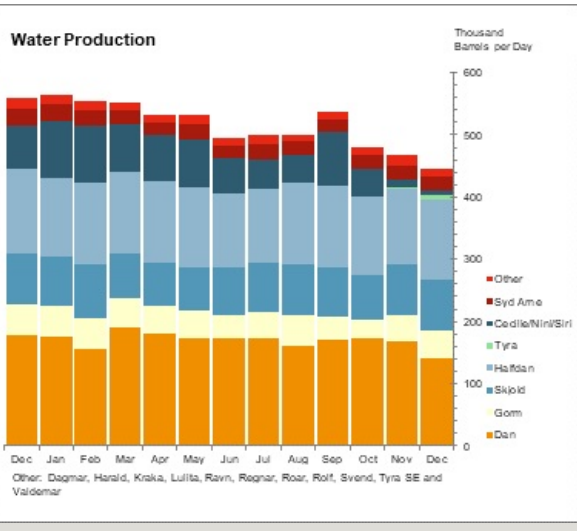


Gas, MMscf	December 2024		Sep24-Nov24	Sep23-Nov23	This year
	Monthly	Daily Avg.	Daily Avg.	Daily Avg.	
Dan	796.1	25.7	31.4	35.7	11,709.5
Gorm	52.7	1.7	2.2	3.0	878.6
Skjold	318.1	10.3	10.3	5.8	2,821.7
Tyra	479.2	15.5	2.4	-	699.4
Rolf	22.9	0.7	0.9	0.8	328.3
Kraka	21.0	0.7	0.9	1.0	296.2
Dagmar	-	-	-	-	-
Regnar	-	-	-	-	-
Valdemar	19.1	0.6	-	-	19.1
Roar	-	-	-	-	-
Svend	-	-	-	-	-
Harald	1,600.6	51.6	6.8	-	3,358.4
Lulita	-	-	-	-	-
Halfdan	2,384.0	76.9	73.6	71.7	28,171.7
Siri	0.4	0.0	1.3	1.5	734.7
Syd Arne	198.6	6.4	6.3	12.5	3,034.1
Tyra SE	316.9	10.2	2.0	-	498.1
Cecilie	-	-	0.2	0.3	75.8
Nini	1.0	0.0	0.4	0.5	170.1
Ravn	-	-	-	-	-
Solsort	630.8	20.3	16.9	-	3,382.0
<b>Total</b>	<b>6,841.3</b>	<b>220.7</b>	<b>155.6</b>	<b>132.7</b>	<b>56,177.8</b>



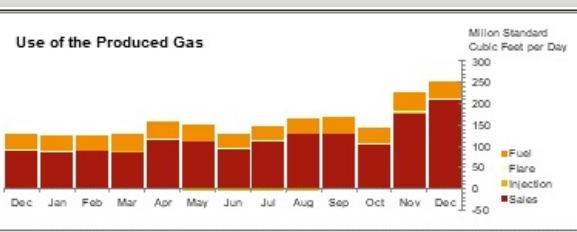
Water, 1000 barrels	December 2024		Sep24-Nov24	Sep23-Nov23	This year
	Monthly	Daily Avg.	Daily Avg.	Daily Avg.	
Dan	4,375.9	141.2	170.8	188.4	62,118.9
Gorm	1,344.1	43.4	36.0	44.0	15,777.4
Skjold	2,544.9	82.1	77.5	77.2	28,296.7
Tyra	290.3	9.4	1.4	-	418.4
Rolf	165.8	5.3	6.4	6.9	2,522.7
Kraka	137.6	4.4	5.4	7.0	2,186.8

Dagmar	-	-	-	-	-
Regnar	-	-	-	-	-
Valdemar	18.6	0.6	-	-	18.6
Roar	-	-	-	-	-
Svend	-	-	-	-	-
Harald	5.0	0.2	0.5	-	54.3
Lulita	-	-	-	-	-
Halfdan	3,977.8	128.3	126.5	137.4	46,391.7
Siri	97.8	3.2	29.7	32.1	14,481.4
Syd Arne	683.2	22.0	21.8	28.2	8,274.3
Tyra SE	72.8	2.3	0.7	-	136.5
Cecilie	-	-	2.4	3.4	947.5
Nini	76.7	2.5	15.3	16.6	6,170.8
Ravn	-	-	-	-	-
Solsort	-	-	-	-	-
<b>Total</b>	<b>13,790.3</b>	<b>444.8</b>	<b>494.4</b>	<b>541.3</b>	<b>187,796.1</b>



**Use of produced gas, MMscf**

	December 2024		Sep24-Nov24	Sep23-Nov23	This year
	Monthly	Daily Avg.	Daily Avg.	Daily Avg.	
Fuel	1,247.6	40.2	39.1	36.8	13,619.0
Flare	120.7	3.9	2.7	3.2	962.9
Injection	16.4	0.5	1.6	0.3	196.1
Sales	6,457.0	208.3	136.0	91.6	43,809.9
<b>Total</b>	<b>7,841.7</b>	<b>253.0</b>	<b>179.3</b>	<b>131.8</b>	<b>58,587.8</b>



**Notes:**

Sif and Igor production is included in Halfdan production.

Digit grouping symbol is a dot "." and decimal symbol is a comma ",".

Nm3 (normal cubic metres) is at standard conditions 0°C and 1,01325 bar.

Small differences between the total for "gas" and "use of produced gas" can occur. Earlier these differences were corrected, but this is not done anymore.

Preliminary data for Gas Injection

END