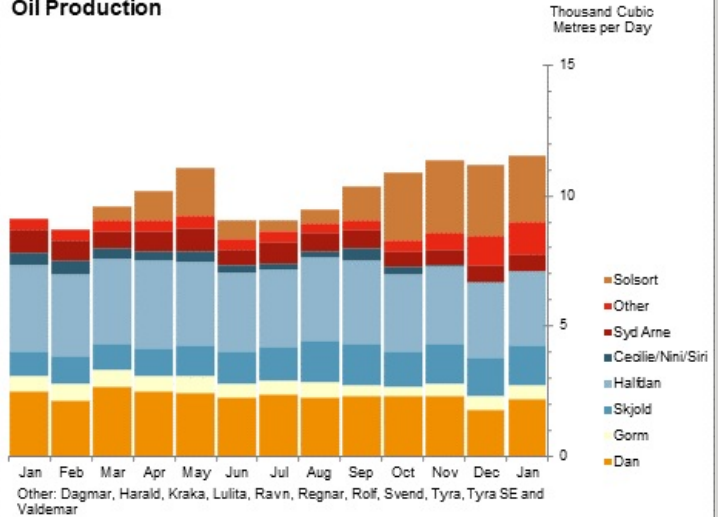


# Danish Production of Oil, Gas and Water for January 2025

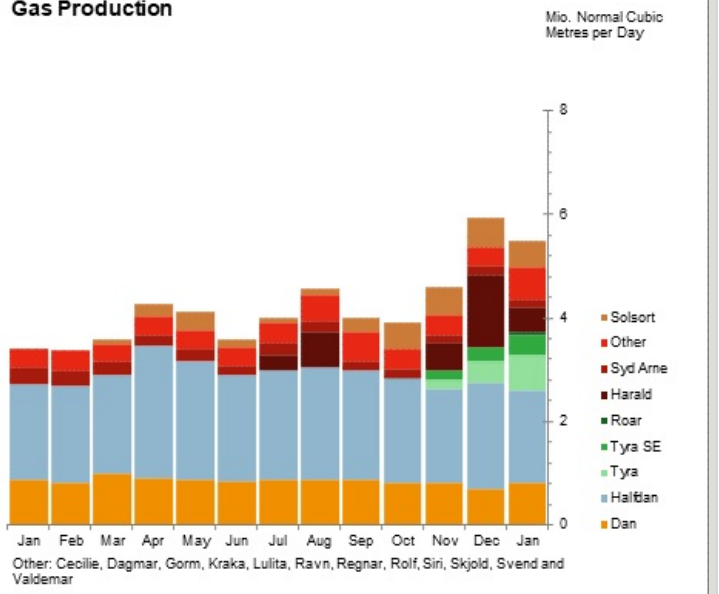
| Oil, M m <sup>3</sup> | January 2025 |             | Oct24-Dec24 | Oct23-Dec23 | This year    |
|-----------------------|--------------|-------------|-------------|-------------|--------------|
|                       | Monthly      | Daily Avg.  | Daily Avg.  | Daily Avg.  |              |
| Dan                   | 68.1         | 2.2         | 2.1         | 2.6         | 68.1         |
| Gorm                  | 16.8         | 0.5         | 0.5         | 0.6         | 16.8         |
| Skjold                | 47.2         | 1.5         | 1.4         | 1.1         | 47.2         |
| Tyra                  | 7.1          | 0.2         | 0.1         | -           | 7.1          |
| Rolf                  | 2.4          | 0.1         | 0.1         | 0.1         | 2.4          |
| Kraka                 | 5.0          | 0.2         | 0.3         | 0.3         | 5.0          |
| Dagmar                | -            | -           | -           | -           | -            |
| Regnar                | -            | -           | -           | -           | -            |
| Valdemar              | 19.0         | 0.6         | 0.0         | -           | 19.0         |
| Roar                  | 1.3          | 0.0         | -           | -           | 1.3          |
| Svend                 | -            | -           | -           | -           | -            |
| Harald                | 3.1          | 0.1         | 0.2         | -           | 3.1          |
| Lulita                | -            | -           | -           | -           | -            |
| Halfdan               | 88.1         | 2.8         | 2.9         | 3.4         | 88.1         |
| Siri                  | -            | -           | 0.0         | 0.1         | -            |
| Syd Arne              | 20.5         | 0.7         | 0.6         | 0.9         | 20.5         |
| Tyra SE               | 1.3          | 0.0         | 0.0         | -           | 1.3          |
| Cecilie               | -            | -           | 0.0         | 0.0         | -            |
| Nini                  | -            | -           | 0.1         | 0.1         | -            |
| Ravn                  | -            | -           | -           | -           | -            |
| Solsort               | 78.8         | 2.5         | 2.7         | -           | 78.8         |
| <b>Total</b>          | <b>358.6</b> | <b>11.6</b> | <b>11.1</b> | <b>9.4</b>  | <b>358.6</b> |

## Oil Production



| Gas, MM Nm <sup>3</sup> | January 2025 |            | Oct24-Dec24 | Oct23-Dec23 | This year    |
|-------------------------|--------------|------------|-------------|-------------|--------------|
|                         | Monthly      | Daily Avg. | Daily Avg.  | Daily Avg.  |              |
| Dan                     | 25.3         | 0.8        | 0.8         | 0.9         | 25.3         |
| Gorm                    | 1.5          | 0.0        | 0.1         | 0.1         | 1.5          |
| Skjold                  | 9.4          | 0.3        | 0.3         | 0.2         | 9.4          |
| Tyra                    | 20.7         | 0.7        | 0.2         | -           | 20.7         |
| Rolf                    | 0.7          | 0.0        | 0.0         | 0.0         | 0.7          |
| Kraka                   | 0.4          | 0.0        | 0.0         | 0.0         | 0.4          |
| Dagmar                  | -            | -          | -           | -           | -            |
| Regnar                  | -            | -          | -           | -           | -            |
| Valdemar                | 7.0          | 0.2        | 0.0         | -           | 7.0          |
| Roar                    | 2.1          | 0.1        | -           | -           | 2.1          |
| Svend                   | -            | -          | -           | -           | -            |
| Harald                  | 14.7         | 0.5        | 0.6         | -           | 14.7         |
| Lulita                  | -            | -          | -           | -           | -            |
| Halfdan                 | 55.5         | 1.8        | 2.0         | 2.0         | 55.5         |
| Siri                    | -            | -          | 0.0         | 0.0         | -            |
| Syd Arne                | 4.8          | 0.2        | 0.2         | 0.3         | 4.8          |
| Tyra SE                 | 12.1         | 0.4        | 0.1         | -           | 12.1         |
| Cecilie                 | -            | -          | 0.0         | 0.0         | -            |
| Nini                    | -            | -          | 0.0         | 0.0         | -            |
| Ravn                    | -            | -          | -           | -           | -            |
| Solsort                 | 15.9         | 0.5        | 0.5         | -           | 15.9         |
| <b>Total</b>            | <b>170.0</b> | <b>5.5</b> | <b>4.8</b>  | <b>3.5</b>  | <b>170.0</b> |

## Gas Production

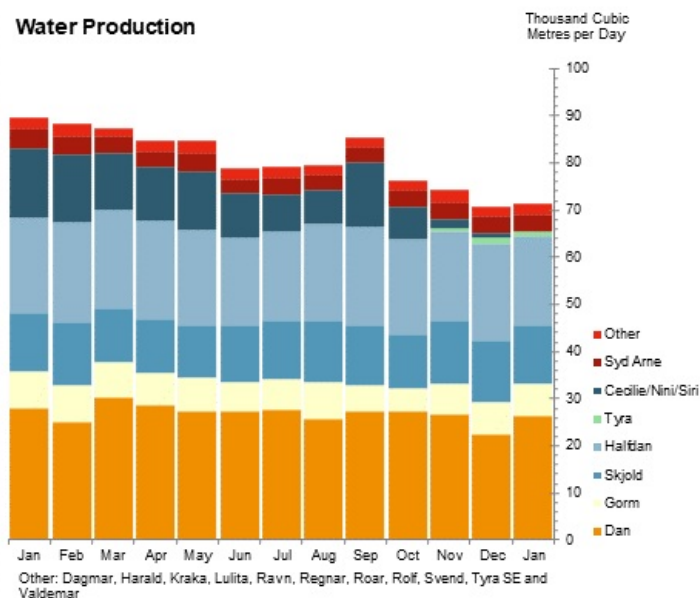


| Water, M m <sup>3</sup> | January 2025 |            | Oct24-Dec24 | Oct23-Dec23 | This year |
|-------------------------|--------------|------------|-------------|-------------|-----------|
|                         | Monthly      | Daily Avg. | Daily Avg.  | Daily Avg.  |           |
| Dan                     | 818.5        | 26.4       | 25.5        | 29.0        | 818.5     |
| Gorm                    | 215.4        | 6.9        | 6.1         | 7.6         | 215.4     |
| Skjold                  | 383.3        | 12.4       | 12.5        | 12.7        | 383.3     |
| Tyra                    | 38.4         | 1.2        | 0.7         | -           | 38.4      |
| Rolf                    | 25.8         | 0.8        | 1.0         | 1.2         | 25.8      |
| Kraka                   | 14.0         | 0.5        | 0.8         | 1.2         | 14.0      |
| Dagmar                  | -            | -          | -           | -           | -         |
| Regnar                  | -            | -          | -           | -           | -         |

|          |       |      |      |      |       |
|----------|-------|------|------|------|-------|
| Valdemar | 14.7  | 0.5  | 0.0  | -    | 14.7  |
| Roar     | 9.2   | 0.3  | -    | -    | 9.2   |
| Svend    | -     | -    | -    | -    | -     |
| Harald   | 0.9   | 0.0  | 0.1  | -    | 0.9   |
| Lulita   | -     | -    | -    | -    | -     |
| Halfdan  | 580.1 | 18.7 | 19.9 | 21.9 | 580.1 |
| Siri     | -     | -    | 1.7  | 4.8  | -     |
| Syd Arne | 108.6 | 3.5  | 3.5  | 4.4  | 108.6 |
| Tyra SE  | 5.4   | 0.2  | 0.2  | -    | 5.4   |
| Cecilie  | -     | -    | 0.1  | 0.6  | -     |
| Nini     | -     | -    | 1.5  | 2.5  | -     |
| Ravn     | -     | -    | -    | -    | -     |
| Solsort  | -     | -    | -    | -    | -     |

|              |                |             |             |             |                |
|--------------|----------------|-------------|-------------|-------------|----------------|
| <b>Total</b> | <b>2,214.1</b> | <b>71.4</b> | <b>73.7</b> | <b>85.8</b> | <b>2,214.1</b> |
|--------------|----------------|-------------|-------------|-------------|----------------|

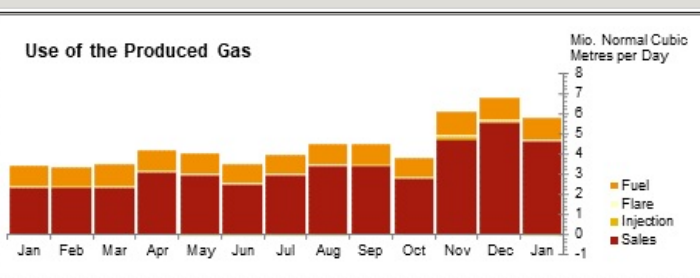
### Water Production



### Use of produced gas, MM Nm<sup>3</sup>

|              | January 2025 |            | Oct24-Dec24 | Oct23-Dec23 | This year    |
|--------------|--------------|------------|-------------|-------------|--------------|
|              | Monthly      | Daily Avg. | Daily Avg.  | Daily Avg.  |              |
| Fuel         | 32.8         | 1.1        | 1.1         | 1.0         | 32.8         |
| Flare        | 2.6          | 0.1        | 0.1         | 0.1         | 2.6          |
| Injection    | -            | -          | 0.0         | 0.0         | -            |
| Sales        | 143.9        | 4.6        | 4.4         | 2.4         | 143.9        |
| <b>Total</b> | <b>179.3</b> | <b>5.8</b> | <b>5.6</b>  | <b>3.5</b>  | <b>179.3</b> |

### Use of the Produced Gas



### Notes:

Sif and Igor production is included in Halfdan production.

Digit grouping symbol is a dot "." and decimal symbol is a comma ",".

Nm3 (normal cubic metres) is at standard conditions 0°C and 1,01325 bar.

Small differences between the total for "gas" and "use of produced gas" can occur. Earlier these differences were corrected, but this is not done anymore.

Preliminary data for Gas Injection

END